





TIMBER CONSTRUCTION IS THE FUTURE: APPROACH IT WITH THE RIGHT PARTNER!

With HOLZ TECHNIC you have all the tools to enter the timber construction market and live it as a protagonist. A complete product mix, developed for distribution, that can be used to create any type of timber construction: from a terrace to a pergola, from a roof to a modern timber buildings. You can also rely on practical display supports for your resale, and all the expertise of our technical consultants at your and your customers' disposal.

All the right tools to enter the timber construction market and live it as a protagonist.



Make it easy.

PLATES AND ANGLE BRACKETS from page 8

CONCEALED CONNECTORS 10

	CLIK.....10
	LOCK C.....12
	ALUMINI HT.....13
	ALUMIDI HT.....14
	UV-T.....16

EPOXY ADHESIVES 17

	XEPOX.....17
---	--------------

HANGERS 18

	BSA.....18
	BSI.....20

STANDARD ANGLE BRACKETS 21

	HT20.....21
	HT40.....21
	HT70.....21
	HT90.....22
	HT100.....22
	HT170.....23
	HTW.....23

HIGH PERFORMANCE ANGLE BRACKETS 24

	JOKER 100.....24
	JOKER 150.....24
	JOKER 200.....25

	TITAN F.....26
	TITAN N.....27



ANGLE BRACKET FOR TENSILE LOADS 28

	WZU.....28
	HTKR.....30
	HTZ.....31



PLATES FOR TENSILE LOADS 32

	WHT PLATE C.....32
	WHT PLATE T.....33

PLATES FOR SHEAR LOADS 34

	TITAN PLATE C.....34
	TITAN PLATE T.....35

PERFORATED PLATES 36

	LBV.....36
	LBB.....37

VARIOUS ANGLE BRACKETS 38

	WHO.....38
	WVS.....39
	WKF.....39
	WBO 135°.....40
	WBR A2.....40
	LBN.....41
	SPU.....41

POST BASES from page 42

ADJUSTABLE 44

	R10 - R20 - R30....44
	R40 L.....45
	R40 S.....45
	R70.....46
	R90.....46

HIGH PERFORMANCE 47

	X10.....47
	F70.....48
	S50.....49
	P10 - P20.....50








FIXED SLEEVE 51

	F10.....51
	FI10.....51
	F11.....52
	F12.....52
	F20.....53
	FR20 COLOR.....53
	F50.....54
	FI50.....54
	FM50 COLOR.....55
	FR50 COLOR.....55

OPEN AND WITH FLANGES 56

	F51.....56
	F69.....56



DOUBLE 57

	FD10.....57
	FD20.....57
	FDI20.....58
	FD30.....58
	FD50.....59
	FD60.....59
	FD70.....60

MIXED 60

	M10.....60
	M20.....61
	M30.....61
	M50.....62
	M51.....62
	M52.....63
	M53.....63
	M60.....64
	M70 R.....64
	M70 S.....65
	S40.....65

ACCESSORIES 66

	LIFT.....66
	HUT S-R.....66

JOINTS FOR ROUND POSTS 67












	BRACE F.....67
	ROUND.....67
	ROUND L.....68
	ROUND U.....68

GATE FASTENERS 69

	GATE LATCH.....69
	GATE FLOOR.....69
	GATE HOOK.....70
	GATE HINGES.....70
	GATE BAND.....71

SCREWS AND FASTENERS FOR TERRACES from page 72


SCREWS FOR TERRACES 74

	MINI.....	74
	ZKK.....	75
	BFO.....	76
	BFO BUCKET.....	76
	SCA-HT.....	77
	SCA-HT BUCKET... ..	77
	ICS.....	78
	KGA.....	78
	KGL EVO.....	79
	KWP.....	80
	KKA.....	81



CONCEALED CONNECTORS 83

	SNAP.....	83
	FLAT FLIP.....	84
	TVM.....	85
	GAP 3.....	86
	GAP 4.....	86

ACCESSORIES 87

	DECK BAND UV.....	87
	NAG.....	87
	PROFID.....	88
	DECK BASE.....	88
	GROUND COVER..	89
	STAR.....	89

LEVELLING WEDGES 89




	SHIM.....	90
	SHIM LARGE.....	90

SUPPORTS FOR TERRACES 91

	JFA.....	91
	SUPPORT.....	92
	ALU TERRACE.....	94

SCREWS FOR TIMBER from page 96

SMALL HEAD SCREWS 98

	HTS-H.....	98
	TPP.....	99
	TPP AISI410.....	99

SCREWS FOR CARPENTRY 100

	SNK.....	100
	TLL.....	102
	SNK EVO.....	104
	TLL EVO.....	105
	SCH-H.....	106

COACH SCREWS 108

	KOP.....	108
	KOP AISI.....	109

SCREWS FOR STRUCTURES 110

	GWZ.....	110
	VGZ EVO.....	111




DOUBLE THREAD SCREWS 112

	DWZ.....	112
	CLC.....	113

FASTENERS FOR PLATES AND ANGLE BRACKETS 114

	SBL.....	114
	LBA-HT.....	114
	SBD-HT.....	115
	STA.....	116

COMPLEMENTARY PRODUCTS 117

	DRS.....	117
	THERMOWASHER..	118
	ISULFIX.....	118

SCREWS FOR METAL from page 120

	BSS PPS.....	122
	SBS A2.....	123

	WBAZ.....	124
	MCS.....	125





	SAR.....	126
	MTS A2.....	126
	CPL.....	127

CHEMICAL AND METAL ANCHORS from page 128

CHEMICAL ANCHORS 130

	V-NEX.....	130
	P-NEX.....	131

SCREW ANCHORS 132

	SKR-HT SKS.....	132
	SKR EVO SKS EVO..	133
	SKR-CE SKS-CE.....	134
	MBS.....	135



HEAVY ANCHORS 136

	AB7.....	136
	ABS.....	136
	AB1.....	137
	AB1-A4.....	137
	ABU.....	138
	AHZ.....	138
	AHS.....	139

PLUGS 139

	NDC.....	139
	NDS.....	140
	NDB.....	140
	NDK.....	141
	NDL.....	141

RODS AND BUSHINGS 142

	INA.....	142
	IHP IHM.....	142

METRIC from page 144

BOLTS 146

	KOS.....	146
	KOT.....	147
	EKS.....	147

THREADED RODS 148


	MGS.....	148
	MGS AI.....	148

WASHERS AND NUTS 149

	ULS.....	149
	MUT.....	150

SOUNDPROOFING from page 152

RESILIENT PROFILES 154

	PIANO 154
	ALADIN STRIPE 155
	TRACK 155
	GRANULO STRIPE 156

SEALANT TAPES 156

	SILENT UNDERFLOOR 156
	SILENT GIPS 157
	GIPS BAND 157
	SILENT EDGE 158

UNDERFLOOR PRODUCTS 158


SILENT STEP 158
SILENT STEP SOFT 159
SILENT STEP ALU 159

SOUNDPROOFING PRODUCTS 160

SILENT WALL MASS 160
SILENT WALL 160

UNDERSCREED PRODUCTS 161

SILENT FLOOR 161
SILENT FLOOR SOFT 161
SILENT FLOOR EVO 162



SEALANTS, TAPES AND PROFILES from page 164

GLUES AND SEALANTS 166

	AIR GLUE 166
	AIR BITUM 166
	FLUID BITUM 168
	LIQUID MEMBRANE 169

	ELASTIC GLUE 170
	BONDING GLUE 171
	WONDER FOAM 172
	SILENT FOAM 173
	UNIVERSAL FOAM 173
	FOAM REMOVER 174

ACRYLIC TAPES 176

	SPRINTA 176
	SIGNO 177
	SIMPLA 177
	INTERNA 178
	CLARA 179

WINDOW SEALING 182

	CEMENTA IN 180
	CEMENTA OUT 181
	EXPAND BAND 182
	WINDOW BAND 183
	FRAME BAND 183


ACRYLIC TAPES 184

	FRONT BAND UV 210 184
	FACADE BAND UV 184
	ALU BAND 185

TAPES AND SEALANTS 185

	ALU BUTYL BAND 185
	TERRA BAND UV 186
	BLACK BAND 186
	BUTYL BAND 187
	SUPRA BAND 187
	FIRE STRIPE 188

NAILS SEALING 188

	NAIL BAND 188
	NAIL PLASTER 189
	GEMINI 189

CONNECTION TO THE GROUND 190

	START BAND 190
	CONNECT BAND 191
	LEVEL BAND 192
	CONSTRUCTION SEALING 193
	TIE BEAM STRIPE 193
	GROUND BAND 194
	RADON FLOOR 194
	BYTUM BAND 195
	PROTECT 195

ROOF ELEMENTS from page 196

RIDGE 198

	NET ROLL 198
	STANDARD ROLL 199
	METAL ROLL 199
	PEAK EASY 200
	BRUSH VENT 200
	PEAK ONE 201
	PEAK VENT AISI 430 201
	PEAK HOOK 202
	SUPPORT BATTEN 203

CHIMNEY CONNECTION 204

	ALU FLASH CONNECT 204
	SOFT FLASH CONNECT 204
	MANICA ROLL 205
	GUTTER 205
	MANICA POST 206
	MANICA LEAD 206

VALLEY 207

	VALLEY ALU 207
	GASKET 207

SNOW PROTECTION 208

	SNOW STOP 208
---	---------------------

CLIPS 209

	TILE STOP WIND 209
	TILE STOP WIND COPPO 209
	TILE STOP S 210
	TILE STOP L 211

VENTILATION AND PROTECTION 212

	VENT MESH 212
	VENT GRILLE 213
	VENT FOLD 214
	VENT SHAPE 215
	BIRD COMB 216
	BIRD COMB EVO 217
	BIRD SPIKE 218
	RAIN TUBE 218

MEMBRANES from page 220

BARRIERS AND STOPS	224
STOP HOUSE ALU NET 100.....	224
STOP HOUSE NET 110.....	224
STOP HOUSE 190.....	225
CLIMA ADAPT 80.....	226
VAPOR HOUSE IN 120.....	226
VAPOR HOUSE NET 110.....	227
VAPOR HOUSE 140.....	227
VAPOR HOUSE 150.....	228
VAPOR HOUSE NET 180.....	228

ADHESIVE MEMBRANES	229
ADHESIVE MEMBRANES.....	229

BREATHABLE MONOLITHIC	231
TRASPIR HOUSE MONO 145.....	231
TRASPIR HOUSE MONO 160.....	231
TRASPIR HOUSE MONO 190.....	232
TRASPIR HOUSE MONO 300.....	232
TRASPIR FACADE MONO.....	233

BREATHABLE	233
TRASPIR HOUSE 95.....	234
TRASPIR HOUSE 110.....	234
TRASPIR HOUSE ALU 120.....	235
TRASPIR HOUSE 135.....	235
TRASPIR HOUSE 150.....	236
TRASPIR HOUSE 170.....	236
TRASPIR HOUSE 200.....	237
TRASPIR HOUSE NET 270.....	237
TRASPIR METAL.....	238

BITUMINOUS	239
BYTUM 400.....	239
BYTUM 750.....	239
BYTUM 1100.....	240
BYTUM 1500.....	240
BYTUM 2000.....	241
BYTUM BASE 2500.....	241
BYTUM SLATE 3500.....	242
SHINGLE.....	243



TOOLS from page 244


CARPENTRY	246
 PECKER.....	246
 PICARD 790.....	246
 CRICKET.....	247
 POUCH.....	248
 HT-MAT.....	249
 CUTTER.....	249
 HT-MET.....	249

GUNS AND ACCESSORIES	250
 FLY SOFT.....	250
 FLY.....	250
 MAMMOTH.....	251
 MAMMOTH DOUBLE.....	251
 FLY FOAM.....	252
 STING.....	253
 PONY.....	253




SHEAR	254
 LAMA.....	254
 KOI.....	254
 FUGU.....	255
 KAMASU.....	255

BEAM PULLER AND PANEL PULLER	256
 SKORPIO.....	256
 GEKO.....	256
 PINCER TIP.....	257
 PINCER LEVER.....	257






PAINTING MACHINE AND ASSEMBLY SUPPORT	258
 JELLY-HT.....	258
 GIRAFFE.....	259






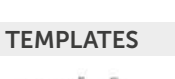
TRANSPORT AND LIFTING	260
 WASP.....	260
 MANTIS.....	261
 DRAGON.....	261

BITS AND ACCESSORIES	262
 BIT-BOX.....	262
 CATCH.....	263
 BIT STOP.....	263
 BIT.....	264

STAPLERS AND NAILGUNS	265
 HAMMER TACKER.....	265
 NAILGUNS.....	266
 COLLATED NAILS.....	267

WOOD REPAIR	268
 WOOD REPAIR.....	268
 PLASTUK.....	269
 RESTO KITT.....	269
 CAPS AND PINS.....	270
 PATCHES, NAILS AND PLUGS.....	272

TERRACE CLAMP AND WEDGES	273
 CRAB MINI.....	273
 CRAB MAXI.....	273
 SHIM.....	274
 SHIM LARGE.....	274
 WEDGES.....	275

MEASUREMENT	276
 BEAVER.....	276
 PEACOCK.....	276
 BEEKIT.....	276
 PEACOCK DUO.....	277
 FLAMINGO.....	277
 EMU.....	277

TEMPLATES	278
 JIG ALU STA.....	278
 JIG ALU SBD.....	278
 JIG VGZ 45°.....	279

TARPAULIN FOR ROOFS	280
 CAP TOP.....	280
 CAP PLUS.....	281
 CAP ECO.....	281

DRILL BITS AND CUTTERS	282
 LEWIS BITS.....	282
 SNAIL BITS.....	283
 CUTTER FOR WOOD.....	284
 DRILL BIT CUTTER.....	285
 CAP CUTTER.....	285
 BORMAX.....	286
 BOARD.....	286
 BORMAX 3 HM.....	287
 DRILL STOP.....	287
 BLADES.....	288



1 GAZEBOS



- CONCEALED CONNECTORS from page 10
- POST BASES from page 44
- SCREWS FOR CARPENTRY from page 100

2 CANOPIES



- POST BASES from page 44
- SCREWS FOR CARPENTRY from page 100
- SCREWS FOR METAL from page 120
- BITUMINOUS MEMBRANES from page 239

3 FLOORS AND TERRACES



- SCREWS FOR TERRACES from page 74
- CONCEALED CONNECTORS from page 83
- ACCESSORIES from page 87
- TERRACE CLAMP AND WEDGES from page 273

4 VENTILATED FACADES



- ANGLE BRACKETS FOR FACADES from page 39
- DOUBLE THREAD SCREWS from page 112
- COMPLEMENTARY PRODUCTS from page 117
- ACRYLIC TAPES from page 184
- TRASPIR FACADE MONO from page 233

5 TIMBER BUILDINGS



- PLATES AND ANGLE BRACKETS from page 9
- SCREWS FOR TIMBER from page 97
- CHEMICAL AND METAL ANCHORS from page 129
- SOUNDPROOFING from page 152
- MEMBRANES from page 220

6 WORKING TOOLS



- TOOLS from page 244



- 7 COMPOSITE FLOORS**
- DOUBLE THREAD SCREWS from page 112
 - UNDERSCREED PRODUCTS..... from page 161
 - ACRYLIC TAPES from page 176


- 8 CONNECTION TO THE GROUND AND WATERPROOFING**
- HIGH PERFORMANCE ANGLE BRACKETS.....from page 24
 - SCREW ANCHORS from page 132
 - CONNECTION TO THE GROUND.....from page 190

- 9 FENCES**
- POST BASES from page 44
 - JOINTS FOR ROUND POSTS..... from page 67
 - SCREWS FOR CARPENTRY..... from page 100
 - GLUES AND SEALANTS from page 166

- 10 ROOFS**
- CONCEALED CONNECTORS from page 14
 - SCREWS FOR TIMBER from page 96
 - ACRYLIC TAPES from page 176
 - ROOF ELEMENTS from page 196
 - MEMBRANES from page 220






- 11 SEALING OF WINDOWS/DOORS**
- SCREW ANCHORS from page 132
 - GLUES AND SEALANTS from page 172
 - WINDOW SEALING from page 182

- 12 FURNITURES FOR OUTDOOR**
- ANGLE BRACKETS..... from page 21
 - GATE FASTENERS..... from page 69
 - SCREWS AND FASTENERS FOR TERRACES... from page 72



PLATES AND ANGLE BRACKETS

CONCEALED CONNECTORS 10

	CLIK	10
	LOCK C	12
	ALUMINI HT	13
	ALUMIDI HT	14
	UV-T	16








EPOXY ADHESIVES 17

	XEPOX	17
---	-------	----

HANGERS 18

	BSA	18
	BSI	20

STANDARD ANGLE BRACKETS 21

	HT20	21
	HT40	21
	HT70	21
	HT90	22
	HT100	22
	HT170	23
	HTW	23

HIGH PERFORMANCE ANGLE BRACKETS 24

	JOKER 100	24
	JOKER 150	24
	JOKER 200	23
	TITAN F	26
	TITAN N	27



ANGLE BRACKET FOR TENSILE LOADS 28

	WZU	28
	HTKR	30
	HTZ	31

PLATES FOR TENSILE LOADS 32

	WHT PLATE C	32
	WHT PLATE T	33

PLATES FOR SHEAR LOADS 34

	TITAN PLATE C	34
	TITAN PLATE T	35

PERFORATED PLATES 36


	LBV	36
	LBB	37

VARIOUS ANGLE BRACKETS 38

	WHO	38
	WVS	39
	WKF	39
	WBO 135°	40
	WBR A2	40
	LBN	41
	SPU	41

CONCEALED HOOK TIMBER-TO-TIMBER CONNECTOR

- It can be used with small section beams for structures, gazebos and furniture. Excellent assembly tolerance, easy to disassemble
- It fastens with one type of screw: SBL for indoor applications, KGL EVO for outdoor applications in non-aggressive conditions
- It can be surface-mounted or concealed to ensure fire resistance

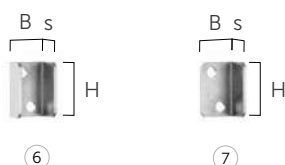


Data sheet available online



CODE		B x H x s		n _{screws} - Ø		n _{LOCKSTOP} - type	pcs ^(*)
		[mm]	[in]	[mm]	[in]		
CLIKT1880	①	17,5 x 80 x 20	11/16 x 3 1/8 x 0.787	4 - Ø5	4 - 0.20	1 - LOCKSTOP5U	50
CLIKT3580	②	35 x 80 x 20	1 3/8 x 3 1/8 x 0.787	8 - Ø5	8 - 0.20	2 - LOCKSTOP5	50
CLIKT35100	③	35 x 100 x 20	1 3/8 x 4 x 0.787	12 - Ø5	12 - 0.20	2 - LOCKSTOP5	50
CLIKT35120	④	35 x 120 x 20	1 3/8 x 4 3/4 x 0.787	16 - Ø5	16 - 0.20	4 - LOCKSTOP5	25
CLIKT53120	⑤	52,5 x 120 x 20	2 1/16 x 4 3/4 x 0.787	24 - Ø5	24 - 0.20	4 - LOCKSTOP5	25

(*) number of connector pairs
Screws and LOCK STOP not included in the package.



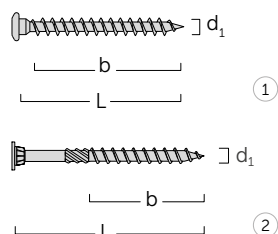
LOCK STOP

CODE		B x H x s		pcs
		[mm]	[in]	
LOCKSTOP5U	⑥	21,5 x 27,5 x 13	7/8 x 1 1/16 x 0.512	50
LOCKSTOP5	⑦	19 x 27,5 x 13	3/4 x 1 1/16 x 0.512	100

FASTENERS

SBL | ROUND-HEAD SCREW AND FLAT UNDERHEAD
KGL EVO | PAN HEAD SCREW WITH EVO COATING

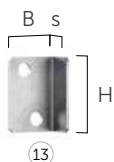

see page 114
see page 79



d ₁	CODE		L		b		pcs
			[mm]	[in]	[mm]	[in]	
5 0.20 TX 20	SBL570	①	70	2 3/4	66	2 5/8	200
5 0.20 TX 25	KGLEVO560	②	60	2 3/8	35	1 3/8	200

CODE		B x H x s		n _{screws} - Ø		n _{LOCKSTOP} - type	pcs ^(*)
		[mm]	[in]	[mm]	[in]		
LOCKT50135	⑧	50 x 135 x 22	1 15/16 x 5 5/16 x 0.866	12 - Ø7	12 - 0.28	2 - LOCKSTOP7	25
LOCKT50175	⑨	50 x 175 x 22	1 15/16 x 6 7/8 x 0.866	16 - Ø7	16 - 0.28	4 - LOCKSTOP7	18
LOCKT75175	⑩	75 x 175 x 22	2 15/16 x 6 7/8 x 0.866	24 - Ø7	24 - 0.28	4 - LOCKSTOP7	12
LOCKT75215	⑪	75 x 215 x 22	2 15/16 x 8 7/16 x 0.866	36 - Ø7	36 - 0.28	4 - LOCKSTOP7	12
LOCKT100215	⑫	100 x 215 x 22	4 x 8 7/16 x 0.866	48 - Ø7	48 - 0.28	4 - LOCKSTOP7	8

(*) number of connector pairs
Screws and LOCK STOP not included in the package.



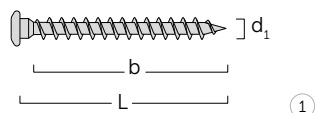
LOCK STOP

CODE		B x H x s		pcs
		[mm]	[in]	
LOCKSTOP7	⑬	26,5 x 38 x 15	1 1/16 x 1 1/2 x 0.591	50

FASTENERS

SBL | ROUND-HEAD SCREW AND FLAT UNDERHEAD

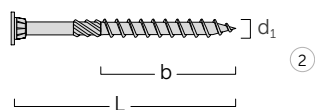
see page 114



d ₁	CODE		L		b		pcs
[mm] [in]			[mm]	[in]	[mm]	[in]	
7 0.28 TX 30	LBS780	①	80	3 1/8	75	2 15/16	100

KGL EVO | PAN HEAD SCREW WITH EVO COATING

see page 79



d ₁	CODE		L		b		pcs
[mm] [in]			[mm]	[in]	[mm]	[in]	
6 0.24 TX 30	HBSPEVO680	②	80	3 1/8	50	1 15/16	100

RELATED PRODUCTS

SBL
ROUND-HEAD SCREW
AND FLAT UNDERHEAD
page 114

KGL EVO
PAN HEAD SCREW WITH
EVO COATING
page 79



LOCK C

CONCEALED HOOK TIMBER-TO-CONCRETE CONNECTOR

- Quick installation on concrete. Easy to hook system with screw anchors on concrete and self-tapping screws on timber
- Concealed fastening on concrete. When installed without grooving, it generates an aesthetically pleasing joint shadow
- The timber beams can be easily removed for seasonal requirements

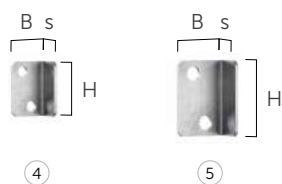


Data sheet available online



CODE		B x H x s		n _{screws} - Ø		n _{anchors} - Ø		n _{LOCKSTOP} - type	pcs ^(*)
		[mm]	[in]	[mm]	[in]	[mm]	[in]		
LOCKC53120	①	52,5 x 120 x 20	2 1/16 x 4 3/4 x 0.787	12 - Ø5	12 - 0.20	2 - Ø8	2 - 0.32	2 LOCKSTOP5	25
LOCKC75175	②	75 x 175 x 22	2 15/16 x 6 7/8 x 0.866	12 - Ø7	12 - 0.28	2 - Ø10	2 - 0.40	2 LOCKSTOP7	12
LOCKC100215	③	100 x 215 x 22	4 x 8 7/16 x 0.866	24 - Ø7	24 - 0.28	4 - Ø10	4 - 0.40	2 LOCKSTOP7	8

(*) number of connector pairs
Screws and LOCK STOP not included in the package.



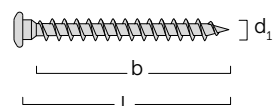
LOCK STOP

CODE		B x H x s		pcs
		[mm]	[in]	
LOCKSTOP5	④	19 x 27,5 x 13	3/4 x 1 1/16 x 0.512	100
LOCKSTOP7	⑤	26,5 x 38 x 15	1 1/16 x 1 1/2 x 0.591	50

FASTENERS

SBL | ROUND-HEAD SCREW AND FLAT UNDERHEAD

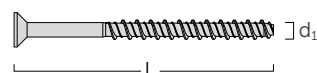
see page 114



d ₁	CODE	L		b		pcs
[mm] [in]		[mm]	[in]	[mm]	[in]	
5 0.20 TX 20	SBL570	70	1 15/16	66	1 13/16	200
7 0.28 TX 30	LBS780	80	3 1/8	75	2 15/16	100

SKS CE | SCREW ANCHOR WITH COUNTERSUNK HEAD

see page 134



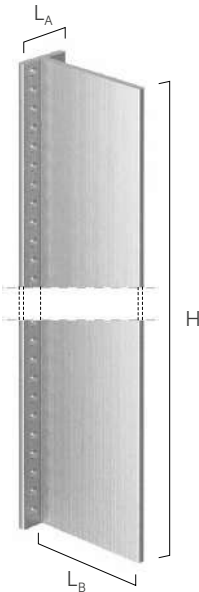

d ₁	CODE	L		d _{0concrete}	T _{inst}		pcs
[mm] [in]		[mm]	[in]	[mm] [in]	[Nm]	[ft lbs]	
8 0.32 TX 30	SKS75100CE	100	4	6 0.236	20	14.8	50
10 0.40 TX 40	SKS10100CE	100	4	8 0.315	50	36.9	50

CONCEALED BRACKET WITHOUT HOLES

- It allows to connect secondary beams with limited width (starting from 55 mm)
- Resistances in all directions: vertical, horizontal and axial. They can be used in inclined joints, for timber-to-timber and timber-to-concrete connections
- The use of KGL EVO screws and SBD-HT self-drilling dowels allows excellent installation tolerance



Data sheet available online



CODE	H		L _A		L _B		pcs
	[mm]	[in]	[mm]	[in]	[mm]	[in]	
ALUMINIHT65	65	2 9/16	45	1 3/4	110	4 3/8	25
ALUMINIHT95	95	3 3/4	45	1 3/4	110	4 3/8	25
ALUMINIHT125	125	4 15/16	45	1 3/4	110	4 3/8	25
ALUMINIHT155	155	6 1/8	45	1 3/4	110	4 3/8	15

CODE	H		L _A		L _B		pcs
	[mm]	[in]	[mm]	[in]	[mm]	[in]	
ALUMINIHT2165	2165	85 1/4	45	1 3/4	110	4 3/8	1

FASTENERS

KGL EVO | PAN HEAD SCREW WITH EVO COATING

see page 79

d ₁	CODE	L		b		pcs
[mm] [in]		[mm]	[in]	[mm]	[in]	
5 0.20 TX 25	KGLEVO560	60	2 3/8	35	1 3/8	200


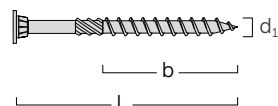
SBD-HT | SELF-DRILLING DOWEL

see page 115

d ₁	CODE	L		b ₂		b ₁		pcs
[mm] [in]		[mm]	[in]	[mm]	[in]	[mm]	[in]	
7,5	SBD7555	55	2 3/16	10	3/8	-	-	50
0.30	SBD7575H	75	2 15/16	10	3/8	8	5/16	50
TX 40	SBD7595H	95	3 3/4	10	3/8	15	9/16	50

SKS ALUMINI | SCREW ANCHOR WITH COUNTERSUNK HEAD

d ₁	CODE	L		pcs
[mm] [in]		[mm]	[in]	
6 0.24 TX 30	SKSALUMINI660	60	2 3/8	100



ALUMIDI HT

CONCEALED BRACKET WITH AND WITHOUT HOLES

- Large load capacity. Version without holes to be used with SBD-HT self-drilling dowels and with holes to be used with STA smooth dowels
- Resistances calculated in all directions: vertical, horizontal and axial. They can be used in inclined joints
- Optimal hole spacing both for timber and reinforced concrete joints



Data sheet available online



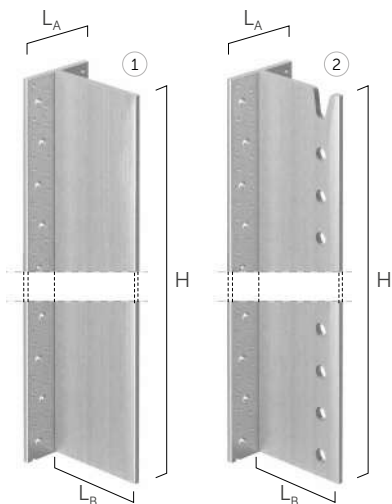
ALUMIDI HT WITHOUT HOLES

CODE	H		L _A		L _B		pcs
	[mm]	[in]	[mm]	[in]	[mm]	[in]	
ALUMIDIHT80	80	3 1/8	80	3 1/8	109	4 5/16	25
ALUMIDIHT120	120	4 3/4	80	3 1/8	109	4 5/16	25
ALUMIDIHT160	160	6 1/4	80	3 1/8	109	4 5/16	25
ALUMIDIHT200	200	8	80	3 1/8	109	4 5/16	15
ALUMIDIHT240	240	9 1/2	80	3 1/8	109	4 5/16	15
ALUMIDIHT2200	2200	86 5/8	80	3 1/8	109	4 5/16	1



ALUMIDI WITH HOLES

CODE	H		L _A		L _B		pcs
	[mm]	[in]	[mm]	[in]	[mm]	[in]	
ALUMIDI120L	120	4 3/4	80	3 1/8	109	4 5/16	25
ALUMIDI160L	160	6 1/4	80	3 1/8	109	4 5/16	25
ALUMIDI200L	200	8	80	3 1/8	109	4 5/16	15
ALUMIDI240L	240	9 1/2	80	3 1/8	109	4 5/16	15
ALUMIDI280L	280	11	80	3 1/8	109	4 5/16	15
ALUMIDI320L	320	12 5/8	80	3 1/8	109	4 5/16	8
ALUMIDI360L	360	14 1/4	80	3 1/8	109	4 5/16	8



ALUMAXI WITH AND WITHOUT HOLES

CODE		H		L _A		L _B		pcs
		[mm]	[in]	[mm]	[in]	[mm]	[in]	
ALUMAXI2176	①	2176	85 11/16	130	5 1/8	172	6 3/4	1
ALUMAXI2176L	②	2176	85 11/16	130	5 1/8	172	6 3/4	1

FASTENERS

SBD-HT | SELF-DRILLING DOWEL


see page 115



d ₁	CODE	L		b ₂		b ₁		pcs
[mm] [in]		[mm]	[in]	[mm]	[in]	[mm]	[in]	
7,5	SBD75115H	115	4 1/2	10	3/8	15	9/16	50
0.30	SBD75135H	135	5 5/16	10	3/8	15	9/16	50
TX 40	SBD75155H	155	6 1/8	20	13/16	15	9/16	50

STA | SMOOTH DOWEL

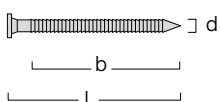
see page 116



d ₁	CODE	L		steel	pcs
[mm] [in]		[mm]	[in]		
12 0.48	STA12120B	120	4 3/4	S235	100
	STA12140B	140	5 1/2	S235	100
	STA12160B	160	6 1/4	S235	100
16 0.63	STA16160B	160	6 1/4	S355	50
	STA16180B	180	7 1/8	S355	50
	STA16200B	200	8	S355	50

LBA-HT | ANKER NAIL

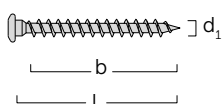
see page 114



d	CODE	L		b		pcs
[mm] [in]		[mm]	[in]	[mm]	[in]	
4 0.16	HT4060	60	2 3/8	50	1 15/16	250
6 0.24	LBA6100	100	4	80	3 1/8	250

SBL | ROUND-HEAD SCREW AND FLAT UNDERHEAD

see page 114



d ₁	CODE	L		b		pcs
[mm] [in]		[mm]	[in]	[mm]	[in]	
5 0.20 TX 20	SBL560	60	2 3/8	56	2 3/16	200
7 0.28 TX 30	LBS780	80	3 1/8	75	2 15/16	100

RELATED PRODUCTS



CAPS

page 270



JIG ALU STA

DRILLING TEMPLATE FOR ALUMIDI

page 278



JIG ALU SBD

MARKING TEMPLATE FOR ALUMIDI AND ALUMINI

page 278



LEWIS BITS

TWIST DRILL BITS FOR SOFT WOOD

page 282

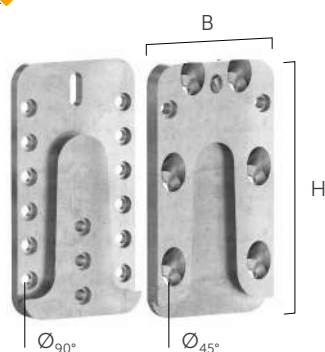
CONCEALED HOOK TIMBER-TO-TIMBER CONNECTOR

- The hanging system is precise, quick to install and can be easily removed
- Available in 5 versions, to adapt to the secondary beam and the applied load
- Resistances in all load directions, for safe fastening even under lateral, axial and lifting forces



Data sheet available online

alu



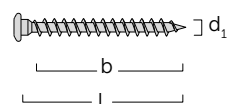
CODE	B		H		s		45° screws	90° screws	pcs
	[mm]	[in]	[mm]	[in]	[mm]	[in]			
UVT3070	30	1 3/16	70	2 3/4	16	0.630	7 - SNK Ø4	8 - SBL Ø5	25
UVT4085	40	1 9/16	85	3 3/8	16	0.630	5 - VGS Ø6	11 - SBL Ø5	25
UVT60115	60	2 3/8	115	4 1/2	16	0.630	7 - VGS Ø6	17 - SBL Ø5	25
UVT60160	60	2 3/8	160	6 1/4	16	0.630	7 - VGS Ø6	25 - SBL Ø5	10
UVT60215	60	2 3/8	215	8 7/16	16	0.630	9 - VGS Ø6	34 - SBL Ø5	10

Ø_{90°}: hole diameter for screws inserted at 90°
 Ø_{45°}: hole diameter for screws inserted at 45°

FASTENERS

SBL | SCREW FOR 90° FASTENING

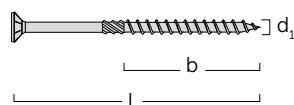
see page 114



d ₁	CODE	L	b	pcs
[mm] [in]		[mm] [in]	[mm] [in]	
5 0.20 TX 20	SBL550	50 1 15/16	46 1 13/16	200
	SBL560	60 2 3/8	56 2 3/16	200
	SBL570	70 2 3/4	66 2 5/8	200

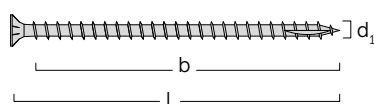
SNK | SCREW FOR 45° FASTENING FOR UVT3070

see page 100



d ₁	CODE	L	b	pcs
[mm] [in]		[mm] [in]	[mm] [in]	
4 0.16 TX 20	SNK450	50 1 15/16	30 1 3/16	200
	SNK470	70 2 3/4	40 1 9/16	200

VGS | SCREW FOR 45° FASTENING



d ₁	CODE	L	b	pcs
[mm] [in]		[mm] [in]	[mm] [in]	
6 0.24 TX 30	VGS6100	100 4	90 3 1/2	100
	VGS6160	160 6 1/4	150 6	100

TWO COMPONENTS EPOXY ADHESIVE

- High-performance two-components epoxy adhesive. It can be used in combination with rods, perforated plates or sandblasted plates
- 5 different densities available; it can be applied by brush, percolation or spatula
- In cartridges for practical and fast use or in 3 litre and 5 litre sizes for larger volume joints. Expiration extended to 36 months



Data sheet
available online



XEPOX P - primer

CODE	description	content		package	pcs
		[mL]	[US fl oz]		
XEPOXP3000	P - primer	A+B = 3000	A+B = 101.44	drums	1



XEPOX L - liquid

CODE	description	content		package	pcs
		[mL]	[US fl oz]		
XEPOXL3000	L - liquid	A+B = 3000	A+B = 101.44	drums	1
XEPOXL5000	L - liquid	A+B = 5000	A+B = 169.07	drums	1



XEPOX F - fluid

CODE	description	content		package	pcs
		[mL]	[US fl oz]		
XEPOXF400	F - fluid	400	13.53	cartridge	12
XEPOXF3000	F - fluid	A+B = 3000	A+B = 101.44	drums	1
XEPOXF5000	F - fluid	A+B = 5000	A+B = 169.07	drums	1

For XEPOXF400 nozzle included in the package.



XEPOX D - dense

CODE	description	content		package	pcs
		[mL]	[US fl oz]		
XEPOXD400	D - dense	400	13.53	cartridge	12

Nozzle included in the package.



XEPOX G - gel

CODE	description	content		package	pcs
		[mL]	[US fl oz]		
XEPOXG3000	G - gel	A+B = 3000	A+B = 101.44	drums	1

RELATED
PRODUCTS



STING

SPARE NOZZLE FOR
CARTRIDGES
page 253



MAMMOTH DOUBLE

DOUBLE CARTRIDGE GUN
page 251

METAL HANGER WITH EXTERNAL WINGS

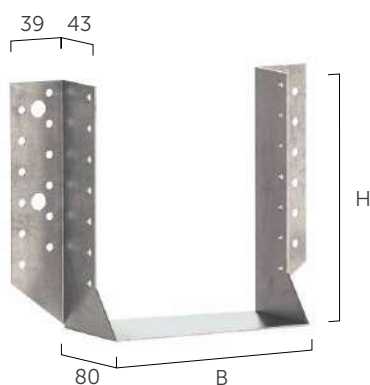
- It can be used on both timber and concrete
- Possibility of fastening the beam rotated in relation to its axis, with simultaneous application of vertical and lateral force
- Standardized, certified, fast and inexpensive system. Also suitable for fastening on OSB and for use with I-Joist



Data sheet available online

S250

Zn
ELECTRO
PLATED



BSAS

standard

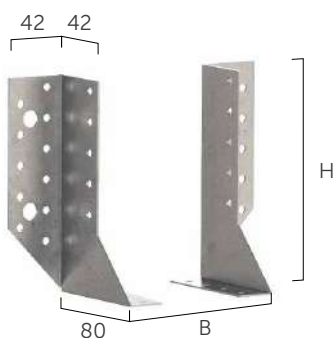
CODE	B		H		s		LBA Anker nails		n _H ⁽¹⁾ [pcs]	n _J ⁽²⁾ [pcs]			pcs
	[mm]	[in]	[mm]	[in]	[mm]	[in]	[mm]	[in]					
BSAS40110	40	1 9/16	110	4 3/8	2,0	0,079	Ø4 x 40	0.16 x 1 9/16	8	4	●	●	50
BSAS46117	46	1 13/16	117	4 5/8	2,0	0,079	Ø4 x 40	0.16 x 1 9/16	8	4	●	-	50
HT46137KE	46	1 13/16	137	5 3/8	2,0	0,079	Ø4 x 40	0.16 x 1 9/16	10	6	●	●	50
BSAS46207	46	1 13/16	207	8 1/8	2,0	0,079	Ø4 x 40	0.16 x 1 9/16	14	8	●	-	25
HT5070KE	50	1 15/16	70	2 3/4	2,0	0,079	Ø4 x 40	0.16 x 1 9/16	4	2	●	-	50
BSAS51105	51	2	105	4 1/8	2,0	0,079	Ø4 x 40	0.16 x 1 9/16	8	4	●	●	50
BSAS51135	51	2	135	5 5/16	2,0	0,079	Ø4 x 40	0.16 x 1 9/16	10	6	●	●	50
HT60100KE	60	2 3/8	100	4	2,0	0,079	Ø4 x 40	0.16 x 1 9/16	14	8	●	●	50
BSAS64128	64	2 1/2	128	5 1/16	2,0	0,079	Ø4 x 40	0.16 x 1 9/16	18	10	●	●	50
BSAS64158	64	2 1/2	158	6 1/4	2,0	0,079	Ø4 x 40	0.16 x 1 9/16	22	12	●	●	50
HT70125KE	70	2 3/4	125	4 15/16	2,0	0,079	Ø4 x 40	0.16 x 1 9/16	18	10	●	●	50
BSAS70155	70	2 3/4	155	6 1/8	2,0	0,079	Ø4 x 40	0.16 x 1 9/16	22	12	●	●	50
BSAS7690	76	3	90	3 1/2	2,0	0,079	Ø4 x 40	0.16 x 1 9/16	12	6	●	-	25
BSAS76152	76	3	152	6	2,0	0,079	Ø4 x 40	0.16 x 1 9/16	22	12	●	●	50
HT80120KE	80	3 1/8	120	4 3/4	2,0	0,079	Ø4 x 40	0.16 x 1 9/16	18	10	●	●	50
BSAS80140	80	3 1/8	140	5 1/2	2,0	0,079	Ø4 x 40	0.16 x 1 9/16	20	10	●	●	50
BSAS80150	80	3 1/8	150	6	2,0	0,079	Ø4 x 40	0.16 x 1 9/16	22	12	●	●	50
BSAS80180	80	3 1/8	180	7 1/8	2,0	0,079	Ø4 x 40	0.16 x 1 9/16	26	14	●	●	25
BSAS80210	80	3 1/8	210	8 1/4	2,0	0,079	Ø4 x 40	0.16 x 1 9/16	30	16	●	●	25
BSAS90145	90	3 1/2	145	5 11/16	2,0	0,079	Ø4 x 40	0.16 x 1 9/16	22	12	●	●	50
BSAS92184	92	3 5/8	184	7 1/4	2,0	0,079	Ø4 x 40	0.16 x 1 9/16	26	14	●	-	25
HT10090KE	100	4	90	3 1/2	2,0	0,079	Ø4 x 60	0.16 x 2 3/8	12	6	●	-	50
BSAS100120	100	4	120	4 3/4	2,0	0,079	Ø4 x 60	0.16 x 2 3/8	18	10	●	-	50
HT100140KE	100	4	140	5 1/2	2,0	0,079	Ø4 x 60	0.16 x 2 3/8	22	12	●	●	50
HT100160KE	100	4	160	6 1/4	2,0	0,079	Ø4 x 60	0.16 x 2 3/8	24	12	●	-	50
BSAS100170	100	4	170	6 3/4	2,0	0,079	Ø4 x 60	0.16 x 2 3/8	26	14	●	●	25
BSAS100200	100	4	200	8	2,0	0,079	Ø4 x 60	0.16 x 2 3/8	30	16	●	●	25
BSAS120120	120	4 3/4	120	4 3/4	2,0	0,079	Ø4 x 60	0.16 x 2 3/8	18	10	●	●	25
HT120160KE	120	4 3/4	160	6 1/4	2,0	0,079	Ø4 x 60	0.16 x 2 3/8	26	14	●	●	25
BSAS120190	120	4 3/4	190	7 1/2	2,0	0,079	Ø4 x 60	0.16 x 2 3/8	30	16	●	●	25
BSAS140140	140	5 1/2	140	5 1/2	2,0	0,079	Ø4 x 60	0.16 x 2 3/8	22	12	●	●	25
BSAS140160	140	5 1/2	160	6 1/4	2,0	0,079	Ø4 x 60	0.16 x 2 3/8	26	14	●	-	25
BSAS140180	140	5 1/2	180	7 1/8	2,0	0,079	Ø4 x 60	0.16 x 2 3/8	30	16	●	●	25

⁽¹⁾ n_H number of fasteners on the main beam

⁽²⁾ n_J number of fasteners on the secondary beam

BSAD(*)

2 pieces



CODE	B		H		s				pcs
	[mm]	[in]	[mm]	[in]	[mm]	[in]			
BSAD25100	25	1	100	4	2,0	0.079	●	-	25
BSAD25140	25	1	140	5 1/2	2,0	0.079	●	-	25
BSAD25180	25	1	180	7 1/8	2,0	0.079	●	-	25

(*) not holding CE marking.

⁽¹⁾ n_H number of fasteners on the main beam

⁽²⁾ n_s number of fasteners on the secondary beam

BSAG

large size



CODE	B		H		s		Anker nail LBA		n _H ⁽¹⁾ [pcs]	n _s ⁽²⁾ [pcs]			pcs
	[mm]	[in]	[mm]	[in]	[mm]	[in]	[mm]	[in]					
BSAG100240	100	1 9/16	240	9 1/2	2,5	0.098	Ø4 x 60	0.16 x 2 3/8	46	30	●	●	20
BSAG100280	100	1 13/16	280	11	2,5	0.098	Ø4 x 60	0.16 x 2 3/8	54	34	●	●	20
BSAG120240	120	1 13/16	240	9 1/2	2,5	0.098	Ø4 x 60	0.16 x 2 3/8	46	30	●	●	20
BSAG120280	120	1 13/16	280	11	2,5	0.098	Ø4 x 60	0.16 x 2 3/8	54	34	●	●	20
BSAG140240	140	1 15/16	240	9 1/2	2,5	0.098	Ø4 x 60	0.16 x 2 3/8	46	30	●	●	20
BSAG140280	140	2	280	11	2,5	0.098	Ø4 x 60	0.16 x 2 3/8	54	34	●	●	20
BSAG160160	160	2	160	6 1/4	2,5	0.098	Ø4 x 60	0.16 x 2 3/8	30	18	●	●	15
BSAG160200	160	2 3/8	200	8	2,5	0.098	Ø4 x 60	0.16 x 2 3/8	38	22	●	●	15
BSAG160240	160	2 1/2	240	9 1/2	2,5	0.098	Ø4 x 60	0.16 x 2 3/8	46	30	●	●	15
BSAG160280	160	2 1/2	280	11	2,5	0.098	Ø4 x 60	0.16 x 2 3/8	54	34	●	●	15
BSAG160320	160	2 3/4	320	12 5/8	2,5	0.098	Ø4 x 60	0.16 x 2 3/8	62	38	●	●	15
BSAG180220	180	2 3/4	220	8 5/8	2,5	0.098	Ø4 x 60	0.16 x 2 3/8	42	26	●	●	10
BSAG180280	180	3	280	11	2,5	0.098	Ø4 x 60	0.16 x 2 3/8	54	34	●	●	10
BSAG200200	200	3	200	8	2,5	0.098	Ø4 x 60	0.16 x 2 3/8	38	22	●	●	10
BSAG200240	200	3 1/8	240	9 1/2	2,5	0.098	Ø4 x 60	0.16 x 2 3/8	46	30	●	●	10

⁽¹⁾ n_H number of fasteners on the main beam

⁽²⁾ n_s number of fasteners on the secondary beam

RELATED PRODUCTS



SBL
 ROUND-HEAD SCREW
 AND FLAT UNDERHEAD
 page 114



LBA-HT
 ANKER
 NAIL
 page 114



AB1
 CE1 HEAVY
 ANCHOR
 page 137



V-NEX
 VINYL ESTER CHEMICAL
 ANCHOR WITHOUT
 STYRENE
 page 130

METAL HANGER WITH INTERNAL WINGS

- Thanks to the internal wings, the junction is almost entirely "concealed"
- Possibility of fastening the beam rotated in relation to its axis, with simultaneous application of vertical and lateral force
- Standardized, certified, fast and inexpensive system. Also suitable for fastening on OSB



Data sheet available online

S250 **Zn ELECTRO PLATED**



BSIS

standard

CODE	B		H		s		LBA Anker nails		$n_H^{(1)}$	$n_J^{(2)}$		pcs
	[mm]	[in]	[mm]	[in]	[mm]	[in]	[mm]	[in]	[pcs]	[pcs]		
BSIS40110	40	1 9/16	110	4 3/8	2,0	0.079	Ø4 x 40	0.16 x 1 9/16	8	4	●	50
HT60100I	60	2 3/8	100	4	2,0	0.079	Ø4 x 40	0.16 x 1 9/16	8	4	●	50
BSIS60160	60	2 3/8	160	6 1/4	2,0	0.079	Ø4 x 40	0.16 x 1 9/16	12	6	●	50
HT70125I	70	2 3/4	125	4 15/16	2,0	0.079	Ø4 x 40	0.16 x 1 9/16	10	6	●	50
HT80120I	80	3 1/8	120	4 3/4	2,0	0.079	Ø4 x 40	0.16 x 1 9/16	18	10	●	50
BSIS80150	80	3 1/8	150	6	2,0	0.079	Ø4 x 40	0.16 x 1 9/16	22	12	●	50
BSIS80180	80	3 1/8	180	7 1/8	2,0	0.079	Ø4 x 40	0.16 x 1 9/16	26	14	●	25
BSIS90145	90	3 1/2	145	5 11/16	2,0	0.079	Ø4 x 40	0.16 x 1 9/16	22	12	●	50
HT10090I	100	4	90	3 1/2	2,0	0.079	Ø4 x 60	0.16 x 2 3/8	12	6	●	50
HT100120I	100	4	120	4 3/4	2,0	0.079	Ø4 x 60	0.16 x 2 3/8	16	10	●	50
HT100140I	100	4	140	5 1/2	2,0	0.079	Ø4 x 60	0.16 x 2 3/8	22	12	●	50
BSIS100170	100	4	170	6 3/4	2,0	0.079	Ø4 x 60	0.16 x 2 3/8	26	14	●	50
BSIS100200	100	4	200	8	2,0	0.079	Ø4 x 60	0.16 x 2 3/8	30	16	●	25
BSIS120120	120	4 3/4	120	4 3/4	2,0	0.079	Ø4 x 60	0.16 x 2 3/8	18	10	●	25
HT120160I	120	4 3/4	160	6 1/4	2,0	0.079	Ø4 x 60	0.16 x 2 3/8	26	14	●	25
BSIS120190	120	4 3/4	190	7 1/2	2,0	0.079	Ø4 x 60	0.16 x 2 3/8	30	16	●	25
BSIS140140	140	5 1/2	140	5 1/2	2,0	0.079	Ø4 x 60	0.16 x 2 3/8	22	12	●	25
BSIS140180	140	5 1/2	180	7 1/8	2,0	0.079	Ø4 x 60	0.16 x 2 3/8	30	16	●	25

⁽¹⁾ n_H number of fasteners on the main beam

⁽²⁾ n_J number of fasteners on the secondary beam

BSIG

large size

CODE	B		H		s		LBA Anker nails		$n_H^{(1)}$	$n_J^{(2)}$		pcs
	[mm]	[in]	[mm]	[in]	[mm]	[in]	[mm]	[in]	[pcs]	[pcs]		
BSIG120240	120	4 3/4	240	9 1/2	2,5	0.098	Ø4 x 60	0.16 x 2 3/8	46	30	●	20
BSIG140240	140	5 1/2	240	9 1/2	2,5	0.098	Ø4 x 60	0.16 x 2 3/8	46	30	●	20
BSIG160160	160	6 1/4	160	6 1/4	2,5	0.098	Ø4 x 60	0.16 x 2 3/8	30	18	●	15
BSIG160200	160	6 1/4	200	8	2,5	0.098	Ø4 x 60	0.16 x 2 3/8	38	22	●	15
BSIG180220	180	7 1/8	220	8 5/8	2,5	0.098	Ø4 x 60	0.16 x 2 3/8	42	26	●	10
BSIG200200	200	8	200	8	2,5	0.098	Ø4 x 60	0.16 x 2 3/8	38	22	●	10
BSIG200240	200	8	240	9 1/2	2,5	0.098	Ø4 x 60	0.16 x 2 3/8	46	30	●	10

⁽¹⁾ n_H number of fasteners on the main beam

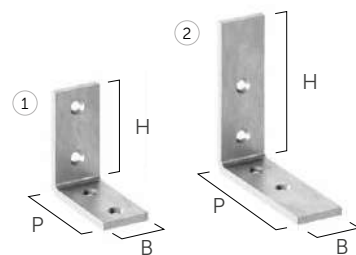
⁽²⁾ n_J number of fasteners on the secondary beam



HT20

ANGLE BRACKET FOR WOODWORK

- The ideal angle bracket for small joinery requirements, angled board joints or for reinforcing small timber structures
- It can be used in timber-to-timber configuration with screws (SNK or HTS-HT)
- It can be used in timber-to-masonry configuration with anchors (NDK) and screws (HTS-HT)



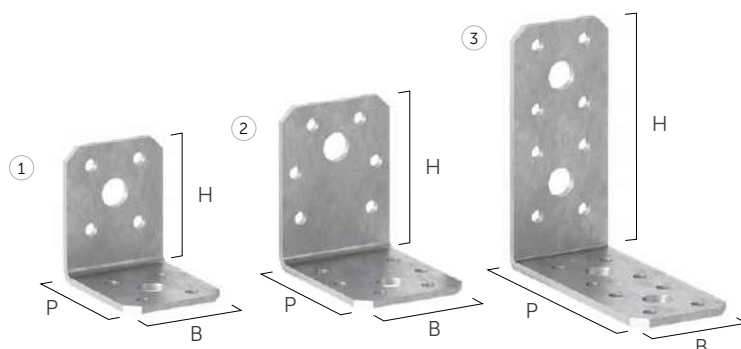
CODE		B		P		H		s		n Ø5 n 0.20		pcs
		[mm]	[in]	[mm]	[in]	[mm]	[in]	[mm]	[in]			
HT404020R	①	20	13/16	40	1 9/16	40	1 9/16	3,0	0.118	4		200
HT606020R	②	20	13/16	60	2 3/8	60	2 3/8	3,0	0.118	4		200

HT40



STANDARD ANGLE BRACKET FOR SMALL CONNECTIONS

- Angle bracket for every occasion, also for reinforcing small timber structures
- It can be used in timber-to-timber configuration with screws (SNK, HTS-HT or SBL)
- It can be used in timber-to-masonry configuration, using 11 mm holes with anchors




CODE		B		P		H		s		n Ø5 n 0.20	n Ø11 n 0.43			pcs
		[mm]	[in]	[mm]	[in]	[mm]	[in]	[mm]	[in]					
HT505040	①	40	1 9/16	50	1 15/16	50	1 15/16	2,5	0.098	8	2			150
HT606045	②	45	1 3/4	60	2 3/8	60	2 3/8	2,5	0.098	12	2			50
HT909040	③	40	1 9/16	90	3 1/2	90	3 1/2	3,0	0.118	16	4			100

HT70



ANGLE BRACKET 70

- Perfect for small frames and simple structures
- It can be used on timber with screws (SBL) or nails (LBA-HT) or on concrete using 11 mm holes with anchors
- Available in 2 versions: with and without reinforcement



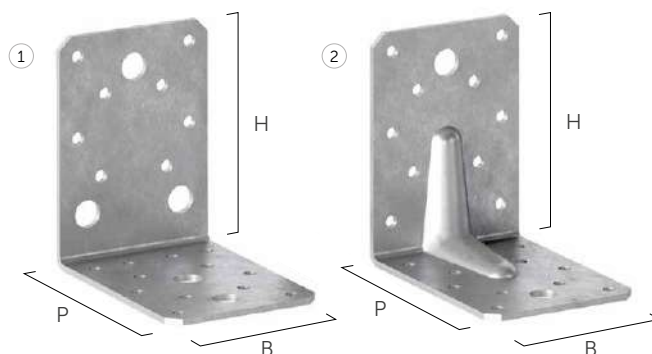
CODE		B		P		H		s		n Ø5 n 0.20	n Ø11 n 0.43			pcs
		[mm]	[in]	[mm]	[in]	[mm]	[in]	[mm]	[in]					
HT7070SR	①	55	2 3/16	70	2 3/4	70	2 3/4	2,0	0.079	16	2			100
HT7070S	②	55	2 3/16	70	2 3/4	70	2 3/4	2,0	0.079	14	2			100

HT90



ANGLE BRACKET 90

- Suitable for reinforcement and assembling timber structures, ideal for timber frame houses
- It can be used on timber with screws (SBL) or nails (LBA-HT) or on concrete using 11 mm holes with anchors
- Available in 2 versions: with and without reinforcement




CODE		B		P		H		s		n Ø5	n Ø11			pcs
		[mm]	[in]	[mm]	[in]	[mm]	[in]	[mm]	[in]	n 0.20	n 0.43			
HT9090SR	①	65	2 9/16	90	3 1/2	90	3 1/2	2,5	0.098	20	2	●	●	100
HT9090S	②	65	2 9/16	90	3 1/2	90	3 1/2	2,5	0.098	20	5	●	●	100

HT100



ANGLE BRACKET 100 FOR SHEAR LOADS

- The most classic of the shear angle brackets in versions with or without reinforcement: universal use, ideal for frame houses or small CLT houses
- 5 mm holes for fastening on timber with screws (SBL) or nails (LBA-HT)
- 11 mm and 13 mm holes for certified fastening on concrete with anchors. Available in 2 versions: with and without reinforcement



Data sheet available online




CODE		B		P		H		s		n Ø5	n Ø11	n Ø13			pcs
		[mm]	[in]	[mm]	[in]	[mm]	[in]	[mm]	[in]	n 0.20	n 0.43	n 0.51			
HT100100SR	①	90	3 1/2	100	4	100	4	3,0	0.118	28	4	2	●	●	50
HT100100S	②	90	3 1/2	100	4	100	4	3,0	0.118	28	6	2	●	●	50

HT170



ANGLE BRACKET 170 FOR SHEAR LOADS

- Ideal for small CLT houses
- Extended angle brackets for fastening elevated elements (on kerb or platform)
- 5 mm holes for fastening on timber with screws (SBL) or nails (LBA-HT) and 13 mm holes for fastening on concrete with anchors



Data sheet available online



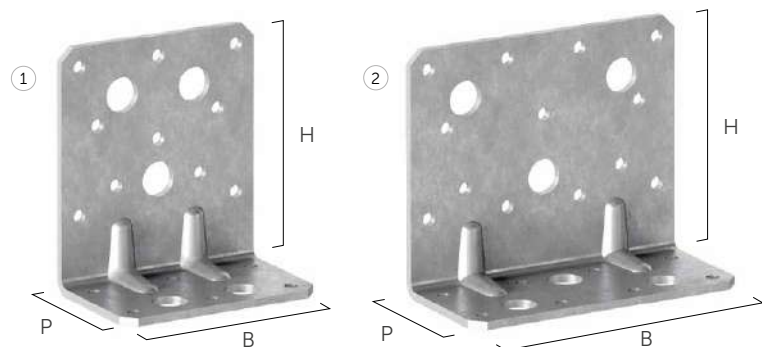
CODE	B		P		H		s		n Ø5	n Ø13			pcs
	[mm]	[in]	[mm]	[in]	[mm]	[in]	[mm]	[in]	n 0.20	n 0.51			
HT170110	95	3 3/4	114	4 1/2	174	6 7/8	3,0	0.118	53	9	●	●	25

HTW



ANGLE BRACKET FOR SHEAR LOADS

- Ideal for frame houses or small CLT houses
- Asymmetrical angle bracket with a width of only 50 mm, for installation in small spaces
- 5 mm holes for fastening on timber with screws (SBL) or nails (LBA-HT) and 13 mm holes for fastening on concrete with anchors



Data sheet available online



CODE		B		P		H		s		n Ø5	n Ø13			pcs
		[mm]	[in]	[mm]	[in]	[mm]	[in]	[mm]	[in]	n 0.20	n 0.51			
HT509080	①	80	3 1/8	50	1 15/16	90	3 1/2	3,0	0.118	16	5	●	●	100
HT90110	②	110	4 3/8	50	1 15/16	90	3 1/2	3,0	0.118	21	6	●	●	50

JOKER 100



ETA-22/0089

ANGLE BRACKET 100 FOR SHEAR AND TENSILE LOADS

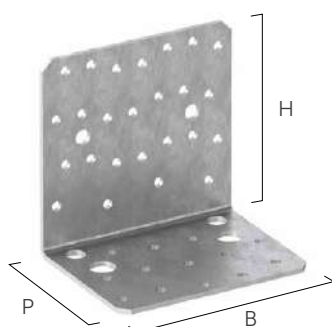
- The right angle bracket for all requirements. Outstanding cost-performance ratio
- Partial nailing suitable for CLT or frame walls, possibly with a bedding mortar
- Excellent strength values for forces in all directions, with the possibility of use in timber-to-timber or timber-to-concrete configurations



Data sheet available online

S250

Zn
ELECTRO
PLATED



CODE	B		P		H		s				pcs
	[mm]	[in]	[mm]	[in]	[mm]	[in]	[mm]	[in]			
JKR100100	104	4 1/8	78	3 1/16	100	4	2,5	0.098			50

Number of holes:

$n_H \text{ } \varnothing 5 \mid 0.20$	$n_H \text{ } \varnothing 10 \mid 0.40$	$n_H \text{ } \varnothing 13 \mid 0.51$	$n_V \text{ } \varnothing 5 \mid 0.20$	$n_V \text{ } \varnothing 8 \mid 0.31$
13	2	2	25	2

JOKER 150



ETA-22/0089

ASYMMETRIC ANGLE BRACKET FOR SHEAR AND TENSILE LOADS


- Asymmetrical angle bracket only 55 mm wide, for installation in small spaces. A small angle bracket with surprising performance
- Extremely versatile. On concrete, the additional washer ensures excellent resistance
- Excellent strength values for forces in all directions, with the possibility of use in timber-to-timber or timber-to-concrete configurations



Data sheet available online

S250


Zn
ELECTRO
PLATED



CODE	B		P		H		s				pcs
	[mm]	[in]	[mm]	[in]	[mm]	[in]	[mm]	[in]			
JKR15080	146	5 3/4	55	2 3/16	77	3 1/16	2,5	0.098			50

Number of holes:

$n_H \text{ } \varnothing 5 \mid 0.20$	$n_H \text{ } \varnothing 10 \mid 0.40$	$n_H \text{ } \varnothing 13 \mid 0.51$	$n_V \text{ } \varnothing 5 \mid 0.20$	$n_V \text{ } \varnothing 8 \mid 0.31$
11	3	2	25	2



CODE	B		P		s		$n \text{ } \varnothing 14$ $n \text{ } 0.55$		pcs
	[mm]	[in]	[mm]	[in]	[mm]	[in]			
NINOW15080	146	5 3/4	50	1 15/16	6	0.236	2		10

HIGH ANGLE BRACKET FOR SHEAR AND TENSILE LOADS

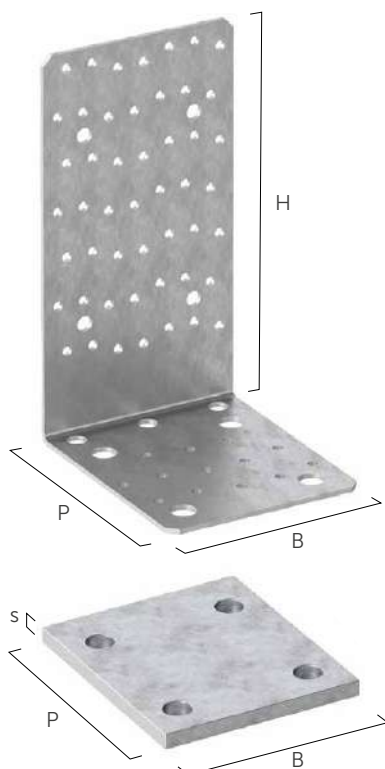
- High angle bracket, ideal for CLT walls with elevated installation (on a kerb or timber platform with a maximum height of 12 cm)
- On concrete, the additional washer provides excellent strength
- Excellent strength values for forces in all directions, with the possibility of use in timber-to-timber or timber-to-concrete configurations



Data sheet available online

S250

Zn
ELECTRO
PLATED



CODE	B		P		H		s				pcs
	[mm]	[in]	[mm]	[in]	[mm]	[in]	[mm]	[in]			
JKR100200	104	4 1/8	122	4 13/16	197	7 3/4	3	0.118	●	●	25

Number of holes:

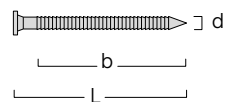
$n_H \varnothing 5 0.20$	$n_H \varnothing 10 0.40$	$n_H \varnothing 13 0.51$	$n_V \varnothing 5 0.20$	$n_V \varnothing 8 0.31$
13	3	4	49	4

CODE	B		P		s		$n \varnothing 14$		pcs
	[mm]	[in]	[mm]	[in]	[mm]	[in]	n 0.55		
NINOW100200	104	4 1/8	120	4 3/4	8	0.315	4	●	10

FASTENERS

LBA-HT | ANKER NAIL

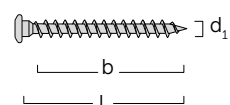
see page 114



d	CODE	L		b		pcs
[mm] [in]		[mm]	[in]	[mm]	[in]	
4 0.16	HT4060	60	2 3/8	50	1 15/16	250

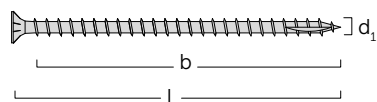
SBL | ROUND-HEAD SCREW AND FLAT UNDERHEAD

see page 114



d ₁	CODE	L		b		pcs
[mm] [in]		[mm]	[in]	[mm]	[in]	
5 0.20 TX 20	SBL560	60	2 3/8	56	2 3/16	200

VGS | SCREW FOR 45° FASTENING




d ₁	CODE	L		b		pcs
[mm] [in]		[mm]	[in]	[mm]	[in]	
9 0.36 TX 40	VGS9140	140	5 1/2	130	5 1/8	25

TITAN F

ANGLE BRACKET FOR HIGH SHEAR LOADS

- For fastening on platform beams or on the stringers of the frame structures. Available in timber-to-timber or timber-to-concrete version
- Certified values even with partial nailing, with very good shear strength even on low platform beams
- Two fastening possibilities, in order to avoid interference with the rebars in the concrete

Data sheet available online




TIMBER-TO-CONCRETE

CODE	B		P		H		s			pcs
	[mm]	[in]	[mm]	[in]	[mm]	[in]	[mm]	[in]		
TCF200	200	8	103	4 1/16	71	2 13/16	3	0.118	●	10

Number of holes:

$n_H \text{ } \varnothing 13 \text{ } \text{ } 0.51$	$n_V \text{ } \varnothing 5 \text{ } \text{ } 0.20$
4	30



TIMBER-TO-TIMBER

CODE	B		P		H		s			pcs
	[mm]	[in]	[mm]	[in]	[mm]	[in]	[mm]	[in]		
TTF200	200	8	71	2 13/16	71	2 13/16	3	0.118	●	10

Number of holes:

$n_H \text{ } \varnothing 5 \text{ } \text{ } 0.20$	$n_V \text{ } \varnothing 5 \text{ } \text{ } 0.20$
30	30

RELATED PRODUCTS



SBL
ROUND-HEAD SCREW
AND FLAT UNDERHEAD
page 114



LBA-HT
ANKER
NAIL
page 114



SKR-CE
SCREW
ANCHORS
page 134



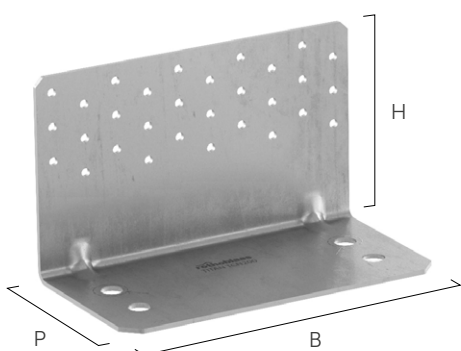
V-NEX
VINYL ESTER CHEMICAL
ANCHOR WITHOUT
STYRENE
page 130

ANGLE BRACKET FOR HIGH SHEAR AND TENSILE LOADS

- Ideal for CLT walls. Possibility of partial fastening for presence of bedding mortar or root beam
- Available in timber-to-timber or timber-to-concrete versions, with excellent shear and tensile strengths
- On concrete, TCW washers provide excellent tensile strength. Two fastening possibilities, in order to avoid interference with the rods in the concrete support



Data sheet available online




TIMBER-TO-CONCRETE

CODE	B		P		H		s			pcs
	[mm]	[in]	[mm]	[in]	[mm]	[in]	[mm]	[in]		
TCN200	200	8	103	4 1/16	120	4 3/4	3	0.118	●	10
TCN240	240	9 1/2	123	4 13/16	120	4 3/4	3	0.118	●	10

Number of holes:

CODE	n _H Ø13 0.51	n _H Ø17 0.67	n _V Ø5 0.20
TCN200	4	-	30
TCN240	-	4	36




TIMBER-TO-TIMBER

CODE	B		P		H		s			pcs
	[mm]	[in]	[mm]	[in]	[mm]	[in]	[mm]	[in]		
TTN240	240	9 1/2	93	3 11/16	120	4 3/4	3	0.118	●	10

Number of holes:

n _H Ø5 0.20	n _V Ø5 0.20
36	36



TITAN WASHER - WASHER FOR TIMBER-TO-CONCRETE ANGLE BRACKET

CODE	B		P		s		n Ø14	n Ø18		pcs
	[mm]	[in]	[mm]	[in]	[mm]	[in]	n 0.55	n 0.71		
TCW200	190	7 1/2	72	2 13/16	12	0.472	2	-	●	1
TCW240	230	9 1/16	73	2 7/8	12	0.472	-	2	●	1

RELATED PRODUCTS

SBL
ROUND-HEAD SCREW
AND FLAT UNDERHEAD
page 114

LBA-HT
ANKER
NAIL
page 114

SKR-CE
SCREW
ANCHORS
page 134

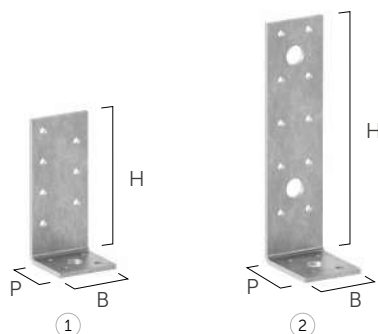
V-NEX
VINYL ESTER CHEMICAL
ANCHOR WITHOUT
STYRENE
page 130

TENSILE ANGLE BRACKET FOR FRAME STRUCTURES

- Ideal for tension fastening of timber struts in frame structures to concrete
- Available in different thicknesses and heights
- The capacity can also be increased with the inclusion of the washer, according to the loads

Data sheet available online

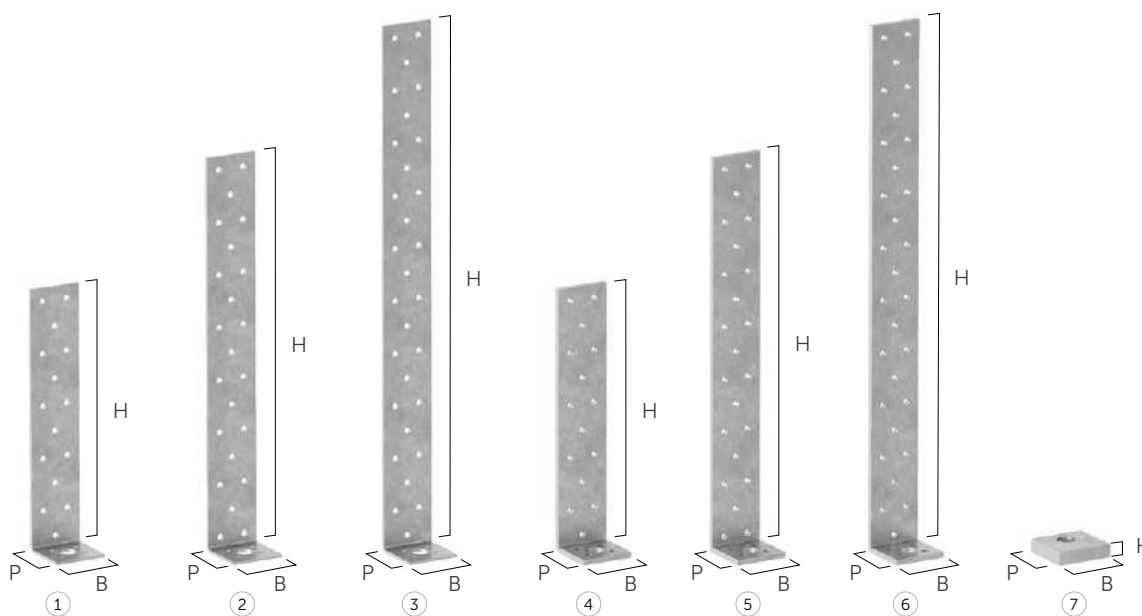
WZU 90/155



S250 Zn ELECTRO PLATED

CODE		B		P		H		s		n Ø5	n Ø11			pcs
		[mm]	[in]	[mm]	[in]	[mm]	[in]	[mm]	[in]	n 0.20	n 0.43			
WZU090	①	40	1 9/16	35	1 3/8	90	3 1/2	3,0	0.118	11	1	●	●	100
WZU155	②	40	1 9/16	50	1 15/16	155	6 1/8	3,0	0.118	14	3	●	●	100

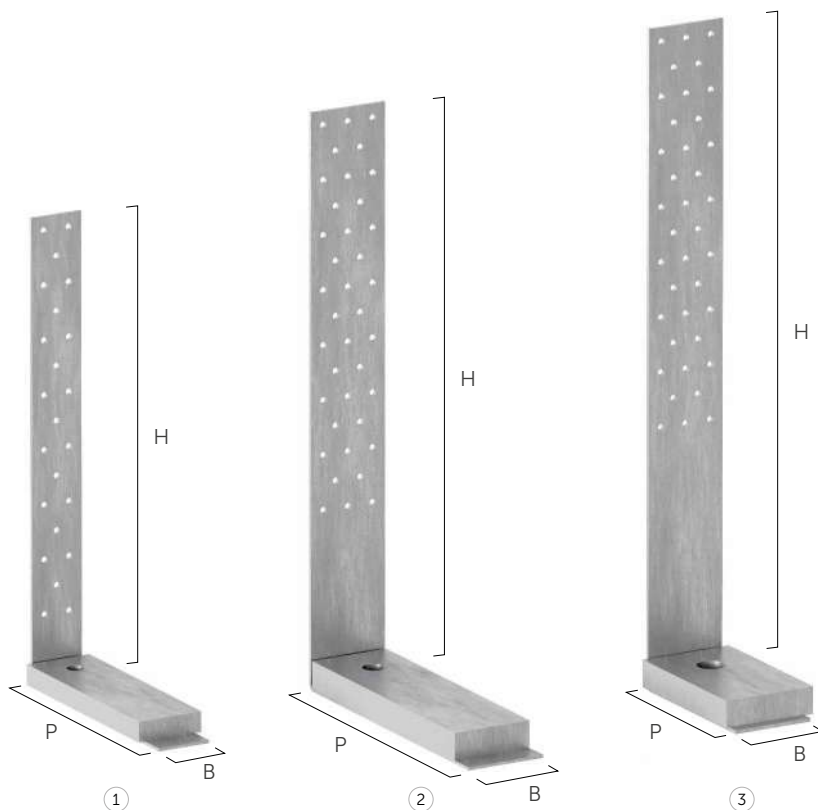
WZU 200/300/400



S250 Zn ELECTRO PLATED

CODE		B		P		H		s		n Ø5	n Ø14			pcs
		[mm]	[in]	[mm]	[in]	[mm]	[in]	[mm]	[in]	n 0.20	n 0.55			
WZU2002	①	40	1 9/16	40	1 9/16	200	8	2,0	0.079	19	1	●	●	100
WZU3002	②	40	1 9/16	40	1 9/16	300	11 3/4	2,0	0.079	27	1	●	●	50
WZU4002	③	40	1 9/16	40	1 9/16	400	15 3/4	2,0	0.079	34	1	●	●	50
WZU2004	④	40	1 9/16	40	1 9/16	200	8	4,0	0.157	19	1	●	●	50
WZU3004	⑤	40	1 9/16	40	1 9/16	300	11 3/4	4,0	0.157	27	1	●	●	50
WZU4004	⑥	40	1 9/16	40	1 9/16	400	15 3/4	4,0	0.157	34	1	●	●	25
WZUW	⑦	40	1 9/16	43	1 11/16	10	3/8	-	-	-	1	●	●	50

WZU STRONG



CODE	B		P		H		s		n Ø5	n Ø13	n Ø18	n Ø22	washer ^(*)			pcs
	[mm]	[in]	[mm]	[in]	[mm]	[in]	[mm]	[in]	n 0.20	n 0.51	n 0.71	n 0.87	[P x B x s - Ø]			
WZU342 ①	40	1 9/16	182	7 3/16	340	13 3/8	2,0	0.079	23	1	-	-	160 x 50 x 15 - Ø12,5 6 1/4 x 1 15/16 x 9/16 - 0.492	●	●	10
WZU422 ②	60	2 3/8	222	8 7/9	420	16 9/16	2,0	0.079	38	-	1	-	200 x 60 x 20 - Ø16,5 8 x 2 3/8 x 13/16 - 0.650	●	●	10
WZU482 ③	60	2 3/8	123	4 13/16	480	19	2,0	0.079	38	-	-	1	115 x 70 x 20 - Ø20,5 4 1/2 x 2 3/4 x 13/16 - 0.807	●	●	10

(*)Washer included in the package.

RELATED PRODUCTS



SBL
 ROUND-HEAD SCREW
 AND FLAT UNDERHEAD
 page 114



LBA-HT
 ANKER
 NAIL
 page 114



INA
 THREADED ROD CL. 5.8
 WITH NUT AND WASHER
 page 142



V-NEX
 VINYL ESTER CHEMICAL
 ANCHOR WITHOUT
 STYRENE
 page 130

HTKR

REINFORCED TENSILE ANGLE BRACKET

- The most classic of the tensile angle brackets: ideal for tensile fastening of CLT or frame walls
- Hole size and disposition designed for an optimal application in any situation
- Reinforced base, to be fastened by screw (on timber) or anchor (on concrete)



Data sheet available online



S250 **Zn ELECTRO PLATED**

CODE	B		P		H		s				pcs
	[mm]	[in]	[mm]	[in]	[mm]	[in]	[mm]	[in]			
HTKR9530	65	2 9/16	85	3 3/8	95	3 3/4	3	0.118	•	•	25

Number of holes:

$n_H \varnothing 5 \mid 0.20$	$n_H \varnothing 11 \mid 0.43$	$n_H \varnothing 14 \mid 0.55$	$n_V \varnothing 5 \mid 0.20$	$n_V \varnothing 13,5 \mid 0.53$
2	1	1	8	-




S235 **Zn ELECTRO PLATED**

CODE	B		P		H		s				pcs
	[mm]	[in]	[mm]	[in]	[mm]	[in]	[mm]	[in]			
HTKR13535	65	2 9/16	85	3 3/8	135	5 5/16	3,5	0.138	•	•	25

Number of holes:

$n_H \varnothing 5 \mid 0.20$	$n_H \varnothing 11 \mid 0.43$	$n_H \varnothing 14 \mid 0.55$	$n_V \varnothing 5 \mid 0.20$	$n_V \varnothing 13,5 \mid 0.53$
2	1	1	13	1



S235 **Zn ELECTRO PLATED**

CODE	B		P		H		s				pcs
	[mm]	[in]	[mm]	[in]	[mm]	[in]	[mm]	[in]			
HTKR28535	65	2 9/16	85	3 3/8	285	11 1/4	3,5	0.138	•	•	25

Number of holes:

$n_H \varnothing 5 \mid 0.20$	$n_H \varnothing 11 \mid 0.43$	$n_H \varnothing 14 \mid 0.55$	$n_V \varnothing 5 \mid 0.20$	$n_V \varnothing 13,5 \mid 0.53$
2	1	1	29	3

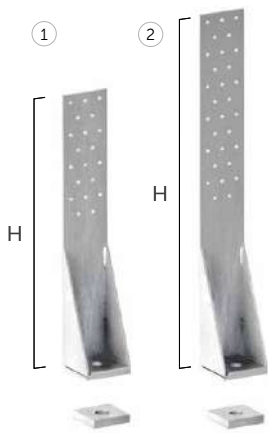
HOLD DOWN FOR HIGH TENSILE LOADS

- Hold-down with high tensile strength, for CLT or frame buildings
- Available in 4 sizes to be combined with 3 washers to meet all static performance requirements
- Large rod bore allows for optimum use of concrete fastening



Data sheet available online


S355 **Zn ELECTRO PLATED**



CODE	H		Ø		s	n _v Ø5	n _v 0.20	pcs	
	[mm]	[in]	[mm]	[in]					
HTZ340	①	340	13 3/8	17	0.67	3	0.118	20	10
HTZ440	②	440	17 1/4	17	0.67	3	0.118	30	10

WASHER FOR HTZ340 AND HTZ440 ANGLE BRACKET

CODE	Ø		s	HTZ340	HTZ440	pcs	
	[mm]	[in]					
HTZULS10	18	0.71	10	0.394	●	●	10



CODE	H		Ø		s	n _v Ø5	n _v 0.20	pcs	
	[mm]	[in]	[mm]	[in]					
WHT540	③	540	21 1/4	22	0.87	3	0.118	45	10
WHT620	④	620	24 7/16	26	1.02	3	0.118	55	10

WASHER FOR WHT540 AND WHT620 ANGLE BRACKET

CODE	Ø		s	WHT540	WHT620	pcs	
	[mm]	[in]					
WHTW50L	22	0.87	10	0.394	●	-	1
WHTW70L	26	1.02	20	0.787	-	●	1

RELATED PRODUCTS



SBL
ROUND-HEAD SCREW AND FLAT UNDERHEAD
page 114



LBA-HT
ANKER NAIL
page 114



INA
THREADED ROD CL. 5.8 WITH NUT AND WASHER
page 142



V-NEX
VINYL ESTER CHEMICAL ANCHOR WITHOUT STYRENE
page 130

WHT PLATE C




TIMBER-TO-CONCRETE PLATE FOR TENSILE LOADS

- Ideal for making tensile connections between the timber wall and the reinforced concrete substructure
- Available in two versions: WHT PLATE 440 ideal for framed structures and WHT PLATE 540 ideal for CLT structures
- Possibility of installation even in the presence of bedding mortar




Data sheet available online



CODE	B		H		s			pcs
	[mm]	[in]	[mm]	[in]	[mm]	[in]		
WHTPLATE440 ①	60	2 3/8	440	17 1/4	3	0.118		10

Number of holes:

n Ø5 0.20	n Ø17 0.67
18	1



CODE	B		H		s			pcs
	[mm]	[in]	[mm]	[in]	[mm]	[in]		
WHTPLATE540 ②	140	5 1/2	540	21 1/4	3	0.118		10

Number of holes:

n Ø5 0.20	n Ø17 0.67
50	2

RELATED PRODUCTS



SBL
ROUND-HEAD SCREW
AND FLAT UNDERHEAD
page 114



LBA-HT
ANKER
NAIL
page 114



AB1
CE1 HEAVY
ANCHOR
page 137




V-NEX
VINYL ESTER CHEMICAL
ANCHOR WITHOUT
STYRENE
page 130

WHT PLATE T



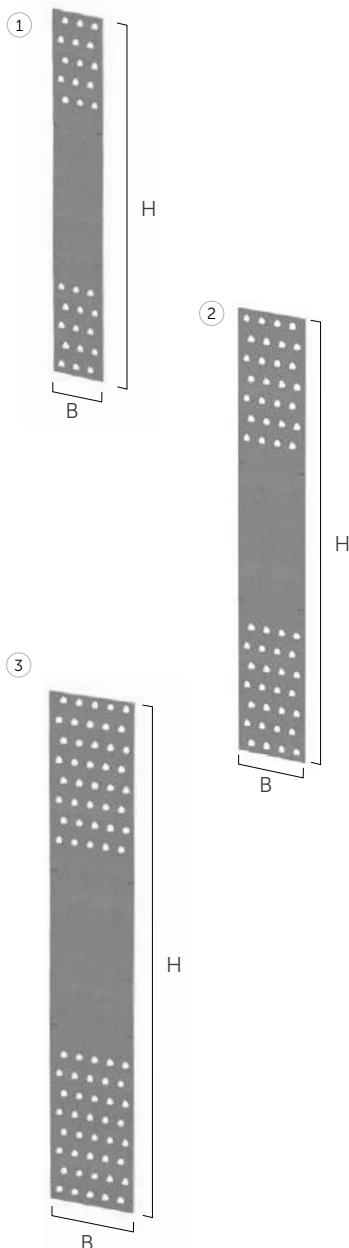
TIMBER-TO-TIMBER PLATE FOR TENSILE LOADS

- Ideal for making tensile connections between CLT panels. Ready-to-use plates: calculated, certified for tensile loads on timber-to-timber joints
- Available in three versions of different thickness, height and strength. It can be fastened with Ø8 mm screws
- Ideal for multi-storey buildings for different floor thickness values



Data sheet available online

S355 **Zn ELECTRO PLATED**



CODE	B		H		s			pcs
	[mm]	[in]	[mm]	[in]	[mm]	[in]		
WHTPT600 ①	91	3 9/16	594	23 3/8	3	0.118	●	10

Number of holes:

n Ø11 | 0.43

15 + 15

CODE	B		H		s			pcs
	[mm]	[in]	[mm]	[in]	[mm]	[in]		
WHTPT720 ②	118	4 5/8	722	28 7/16	4	0.157	●	5

Number of holes:

n Ø11 | 0.43

28 + 28

CODE	B		H		s			pcs
	[mm]	[in]	[mm]	[in]	[mm]	[in]		
WHTPT820 ③	145	5 11/16	826	32 1/2	5	0.197	●	1

Number of holes:

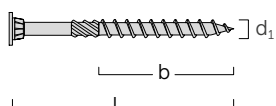
n Ø11 | 0.43

40 + 40

FASTENERS

KGL EVO | PAN HEAD SCREW WITH EVO COATING

see page 79



d ₁	CODE	L		b		pcs
[mm] [in]		[mm]	[in]	[mm]	[in]	
8 0.32 TX 40	KGLEVO880	80	3 1/8	55	2 3/16	100

TITAN PLATE C

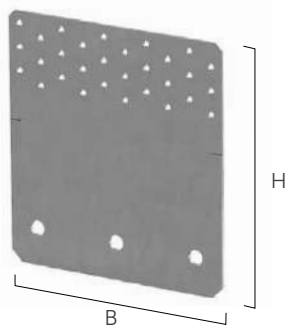


TIMBER-TO-CONCRETE PLATE FOR SHEAR LOADS

- Ideal for making shear connections between the timber wall and the reinforced concrete substructure
- Available in 2 versions. TCP300 with increased thickness, optimised for CLT, with possibility of installation even in the presence of bedding mortar
- Designed to be partially or completely fastened with nails or screws




Data sheet available online



CODE	B		H		s			pcs
	[mm]	[in]	[mm]	[in]	[mm]	[in]		
TCP200	200	8	214	8 7/16	3	0.118		10

Number of holes:

n Ø5 0.20	n Ø13 0.51
30	3



CODE	B		H		s			pcs
	[mm]	[in]	[mm]	[in]	[mm]	[in]		
TCP300	300	11 3/4	240	9 1/2	4	0.157		5

Number of holes:

n Ø5 0.20	n Ø17 0.67
21	2



RELATED PRODUCTS



SBL
ROUND-HEAD SCREW
AND FLAT UNDERHEAD
page 114



LBA-HT
ANKER
NAIL
page 114



SKR HT
SCREW
ANCHORS
page 132



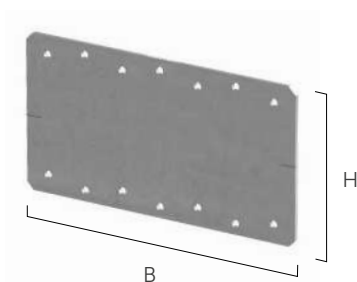
V-NEX
VINYL ESTER CHEMICAL
ANCHOR WITHOUT
STYRENE
page 130

TIMBER-TO-TIMBER PLATE FOR SHEAR LOADS

- Ideal for making shear connections between two CLT panels or between CLT panel and timber beam
- Available in two versions, calculated, certified and ready to use
- TTP200 is a good alternative to screws for connecting the wall to the timber platform



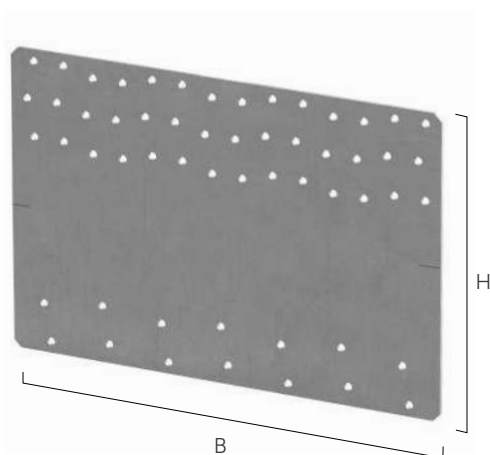
Data sheet available online



CODE	B		H		s			pcs
	[mm]	[in]	[mm]	[in]	[mm]	[in]		
TTP200	200	8	105	4 1/8	3	0.118		10

Number of holes:

n Ø5 0.20
7 + 7



CODE	B		H		s			pcs
	[mm]	[in]	[mm]	[in]	[mm]	[in]		
TTP300	300	11 3/4	200	8	3	0.118		5

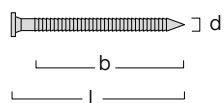
Number of holes:

n Ø5 0.20
42 + 14

FASTENERS

LBA-HT | ANKER NAIL

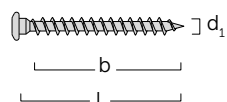
see page 114



d	CODE	L	b	pcs
[mm] [in]		[mm] [in]	[mm] [in]	
4 0.16	HT4060	60 2 3/8	50 1 15/16	250

SBL | ROUND-HEAD SCREW AND FLAT UNDERHEAD

see page 114



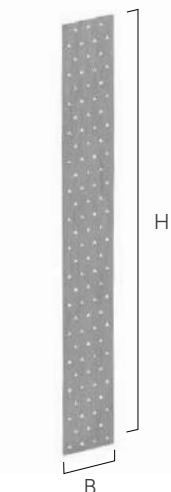


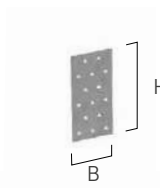
d ₁	CODE	L	b	pcs
[mm] [in]		[mm] [in]	[mm] [in]	
5 0.20 TX 20	SBL560	60 2 3/8	56 2 3/16	200

LBV



PERFORATED PLATE

- Perfect for wide range of structural joints in timber that require tensile strength
- Several versions are available, designed to face all timber construction needs. The LBV plates can realise simple beam and joist joints through to the most important inter-story connections
- Fastening on timber with screws (SBL) or nails (LBA-HT). Optimal cost/performance ratio



CODE	B		H		s		n Ø5 n 0.20		pcs
	[mm]	[in]	[mm]	[in]	[mm]	[in]			
LBV60600	60	2 3/8	600	23 5/8	1,5	0.059	75	●	10
LBV60800	60	2 3/8	800	31 1/2	1,5	0.059	100	●	10
LBV80600	80	3 1/8	600	23 5/8	1,5	0.059	105	●	10
LBV80800	80	3 1/8	800	31 1/2	1,5	0.059	140	●	10
LBV100800	100	4	800	31 1/2	1,5	0.059	180	●	10
LBV40120	40	1 9/16	120	4 3/4	2	0.079	9	●	200
LBV40160	40	1 9/16	160	6 1/4	2	0.079	12	●	50
LBV60140	60	2 3/8	140	5 1/2	2	0.079	18	●	50
LBV60200	60	2 3/8	200	8	2	0.079	25	●	100
LBV60240	60	2 3/8	240	9 1/2	2	0.079	30	●	100
LBV80200	80	3 1/8	200	8	2	0.079	35	●	50
LBV80240	80	3 1/8	240	9 1/2	2	0.079	42	●	50
LBV80300	80	3 1/8	300	11 3/4	2	0.079	53	●	50
LBV100140	100	4	140	5 1/2	2	0.079	32	●	50
LBV100200	100	4	200	8	2	0.079	45	●	50
LBV100240	100	4	240	9 1/2	2	0.079	54	●	50
LBV100300	100	4	300	11 3/4	2	0.079	68	●	50
LBV100400	100	4	400	15 3/4	2	0.079	90	●	20
LBV100500	100	4	500	19 3/4	2	0.079	112	●	20
LBV120200	120	4 3/4	200	8	2	0.079	55	●	50
LBV120240	120	4 3/4	240	9 1/2	2	0.079	66	●	50
LBV120300	120	4 3/4	300	11 3/4	2	0.079	83	●	50
LBV140400	140	5 1/2	400	15 3/4	2	0.079	130	●	15
LBV160400	160	6 1/4	400	15 3/4	2	0.079	150	●	15
LBV200300	200	8	300	11 3/4	2	0.079	142	●	15
LBV401200	40	1 9/16	1200	47 1/4	2	0.079	90	●	20
LBV601200	60	2 3/8	1200	47 1/4	2	0.079	150	●	20
LBV801200	80	3 1/8	1200	47 1/4	2	0.079	210	●	20
LBV1001200	100	4	1200	47 1/4	2	0.079	270	●	10
LBV1201200	120	4 3/4	1200	47 1/4	2	0.079	330	●	10
LBV1401200	140	5 1/2	1200	47 1/4	2	0.079	390	●	10
LBV1601200	160	6 1/4	1200	47 1/4	2	0.079	450	●	10
LBV1801200	180	7 1/8	1200	47 1/4	2	0.079	510	●	10
LBV2001200	200	8	1200	47 1/4	2	0.079	570	●	5
LBV2201200	220	8 5/8	1200	47 1/4	2	0.079	630	●	5
LBV2401200	240	9 1/2	1200	47 1/4	2	0.079	690	●	5
LBV2601200	260	10 1/4	1200	47 1/4	2	0.079	750	●	5
LBV2801200	280	11	1200	47 1/4	2	0.079	810	●	5
LBV3001200	300	11 3/4	1200	47 1/4	2	0.079	870	●	5
LBV4001200	400	15 3/4	1200	47 1/4	2	0.079	1170	●	5

PERFORATED STRAP

- Simple and effective system to achieve floor bracing. It is available in thicknesses of 1,5 and 3,0 mm
- Simply and effortlessly secures the ends of the strap in many applications of floor and roof bracing
- Fastening on timber with screws (SBL) or nails (LBA-HT). Available in 50 m or 25 m rolls to be cut on site



S350 Zn ELECTRO PLATED

CODE	B		L		s		n Ø5 n 0.20		pcs
	[mm]	[in]	[m]	[ft]	[mm]	[in]			
LBB40	40	1 9/16	50	164	1,5	0.059	75 / m	●	1
LBB60	60	2 3/8	50	164	1,5	0.059	125 / m	●	1
LBB80	80	3 1/8	25	82	1,5	0.059	175 / m	●	1

S250 Zn ELECTRO PLATED

CODE	B		L		s		n Ø5 n 0.20		pcs
	[mm]	[in]	[m]	[ft]	[mm]	[in]			
LBB4030	40	1 9/16	50	164	3	0.118	75 / m	●	1

RELATED PRODUCTS



SBL
ROUND-HEAD SCREW
AND FLAT UNDERHEAD
page 114




LBA-HT
ANKER
NAIL
page 114

STANDARD ANGLE BRACKET

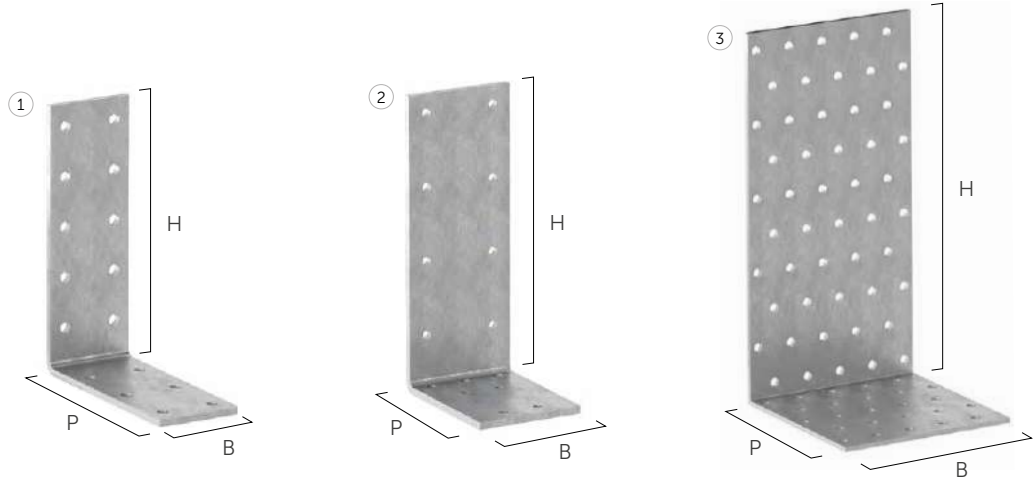
- Standard angle brackets, ideal for all small joinery connections
- Ideal for timber-to-timber connections, thanks to 5 mm holes
- Two models in A2 stainless steel, to be used for visible applications or for excellent durability in outdoor applications

WHO 40/60/120



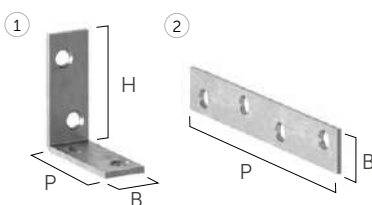
CODE		B		P		H		s		n Ø5 n 0.20		pcs	
		[mm]	[in]	[mm]	[in]	[mm]	[in]	[mm]	[in]				
WHO4040	①	40	1 9/16	40	1 9/16	40	1 9/16	2,0	0.079	8	●	-	200
WHO4060	②	60	2 3/8	40	1 9/16	40	1 9/16	2,0	0.079	12	●	-	150
WHO6040	③	40	1 9/16	60	2 3/8	60	2 3/8	2,0	0.079	12	●	-	150

WHO 160/200



CODE		B		P		H		s		n Ø5 n 0.20		pcs	
		[mm]	[in]	[mm]	[in]	[mm]	[in]	[mm]	[in]				
WHO12040	①	40	1 9/16	95	3 3/4	120	4 3/4	3,0	0.118	16	●	-	100
WHO16060	②	60	2 3/8	80	3 1/8	160	6 1/4	4,0	0.157	15	●	-	50
WHO200100	③	100	4	100	4	200	8	2,5	0.098	75	●	-	25

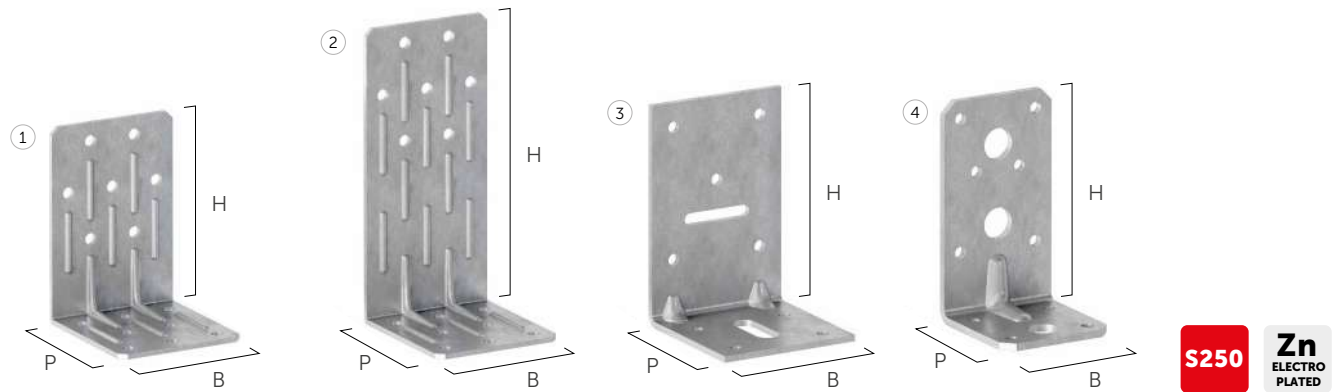
WHO A2 - LBV A2 | AISI304



CODE		B		P		H		s		n Ø4,5 n 0.18		pcs	
		[mm]	[in]	[mm]	[in]	[mm]	[in]	[mm]	[in]				
WHOI5040	①	15	9/16	40	1 9/16	40	1 9/16	1,75	0.069	4	●	-	50
LBVI15100	②	15	9/16	100	4	-	-	1,75	0.069	4	●	-	50

REINFORCED ANGLE BRACKET

- Reinforced standard angle brackets, ideal for all small joinery connections
- Perfect for timber-to-timber connections, thanks to 5 mm holes
- Available in 4 versions

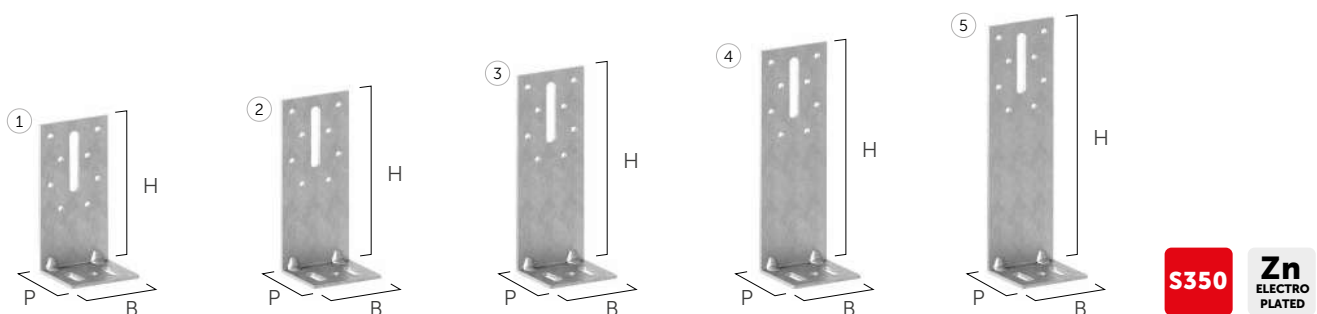


CODE		B		P		H		s		n Ø5		n Ø13		n Ø _V		n Ø _H				pcs
		[mm]	[in]	[mm]	[in]	[mm]	[in]	[mm]	[in]	n 0.20	n 0.51	[mm]	[in]	[mm]	[in]					
WVS8060	①	55	2 3/16	60	2 3/8	80	3 1/8	2,0	0.079	15	-	-	-	-	-	-	-	•	-	100
WVS12060	②	55	2 3/16	60	2 3/8	120	4 3/4	2,0	0.079	15	-	-	-	-	-	-	-	•	-	100
WVS9060	③	60	2 3/8	60	2 3/8	90	3 1/2	2,5	0.098	9	-	1 - Ø5 x 30 1 - 0.20 x 1.18	1 - Ø10 x 30 1 - 0.39 x 1.18	-	-	-	•	-	100	
WVS9050	④	50	1 15/16	50	1 15/16	90	3 1/2	3,0	0.118	10	3	-	-	-	-	-	•	•	100	

WKF

ANGLE BRACKET FOR FACADES

- It is ideal for façade cladding on new and existing structures
- Fastening on timber battens with screws (SBL) or nails (LBA-HT)
- 8,5 mm slotted holes for fastening to timber, masonry or concrete walls



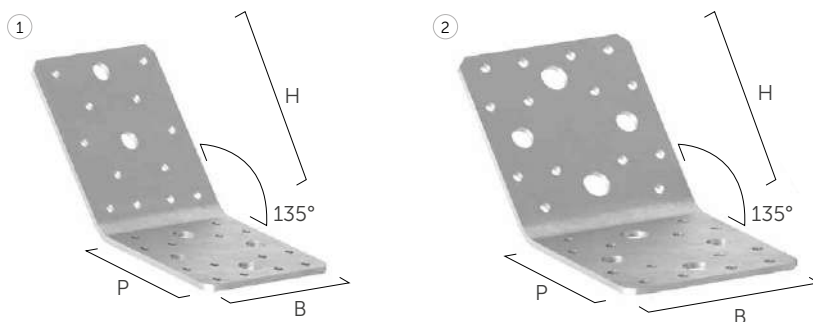
CODE		B		P		H		s		n Ø5		n Ø8,5		n Ø _V		n Ø _H		pcs
		[mm]	[in]	[mm]	[in]	[mm]	[in]	[mm]	[in]	n 0.20	n 0.33	[mm]	[in]	[mm]	[in]			
WKF120	①	60	2 3/8	54	2 1/8	120	4 3/4	2,5	0.098	8	1	1 - Ø8,5 x 41,5 1 - 0.33 x 1.63	2 - Ø8,5 x 16,5 1 - 0.33 x 0.65	-	-	-	-	100
WKF140	②	60	2 3/8	54	2 1/8	140	5 1/2	2,5	0.098	8	1	1 - Ø8,5 x 41,5 1 - 0.33 x 1.63	2 - Ø8,5 x 16,5 1 - 0.33 x 0.65	-	-	-	-	100
WKF160	③	60	2 3/8	54	2 1/8	160	6 1/4	2,5	0.098	8	1	1 - Ø8,5 x 41,5 1 - 0.33 x 1.63	2 - Ø8,5 x 16,5 1 - 0.33 x 0.65	-	-	-	-	100
WKF180	④	60	2 3/8	54	2 1/8	180	7 1/8	2,5	0.098	8	1	1 - Ø8,5 x 41,5 1 - 0.33 x 1.63	2 - Ø8,5 x 16,5 1 - 0.33 x 0.65	-	-	-	-	100
WKF200	⑤	60	2 3/8	54	2 1/8	200	8	2,5	0.098	8	1	1 - Ø8,5 x 41,5 1 - 0.33 x 1.63	2 - Ø8,5 x 16,5 1 - 0.33 x 0.65	-	-	-	-	100

WBO 135°



135° ANGLE BRACKET

- Ideal for timber-to-timber connection of small bracings inclined at 45°, inside trusses or frame walls
- 5, 11 and 13 mm holes for maximum fastening versatility
- Two models to cover all fastening requirements



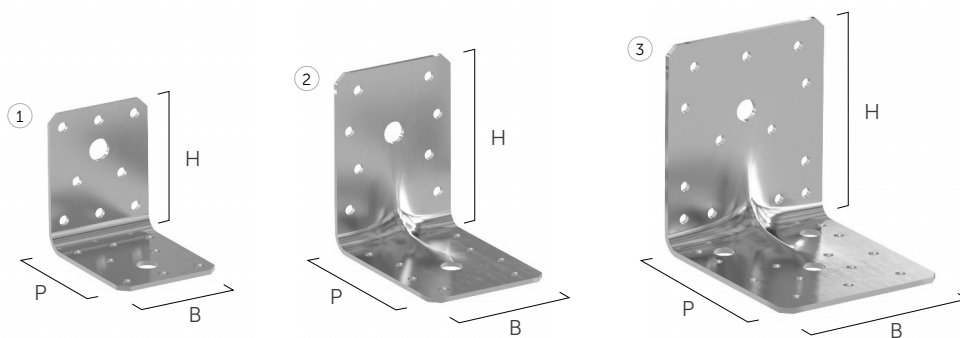
CODE		B		P		H		s		n Ø5	n Ø11	n Ø13			pcs
		[mm]	[in]	[mm]	[in]	[mm]	[in]	[mm]	[in]	n 0.20	n 0.43	n 0.51			
WBO13509	①	65	2 9/16	90	3 1/2	90	3 1/2	2,5	0.098	20	5	-	●	●	100
WBO13510	②	90	3 1/2	100	4	100	4	3,0	0.118	28	6	2	●	●	40

WBR A2



STAINLESS STEEL ANGLE BRACKET

- A2 | AISI304 stainless steel for outdoor use in service classes 1, 2 and 3 and for excellent durability
- Fasten with stainless steel nails and anchors
- The arrangement and size of the fastening holes ensure optimal application and performance in any situation



CODE		B		P		H		s		n Ø5	n Ø11			pcs
		[mm]	[in]	[mm]	[in]	[mm]	[in]	[mm]	[in]	n 0.20	n 0.43			
AI7055	①	55	2 3/16	70	2 3/4	70	2 3/4	2,0	0.079	14	2	●	●	100
AI9065	②	65	2 9/16	90	3 1/2	90	3 1/2	2,5	0.098	16	2	●	●	100
AI10090	③	90	3 1/2	105	4 1/8	105	4 1/8	2,5	0.098	26	4	●	●	50

RELATED PRODUCTS



LBA-HT

ANKER NAIL

page 114



SBL

ROUND-HEAD SCREW AND FLAT UNDERHEAD

page 114



SKR-CE

SCREW ANCHORS

page 134



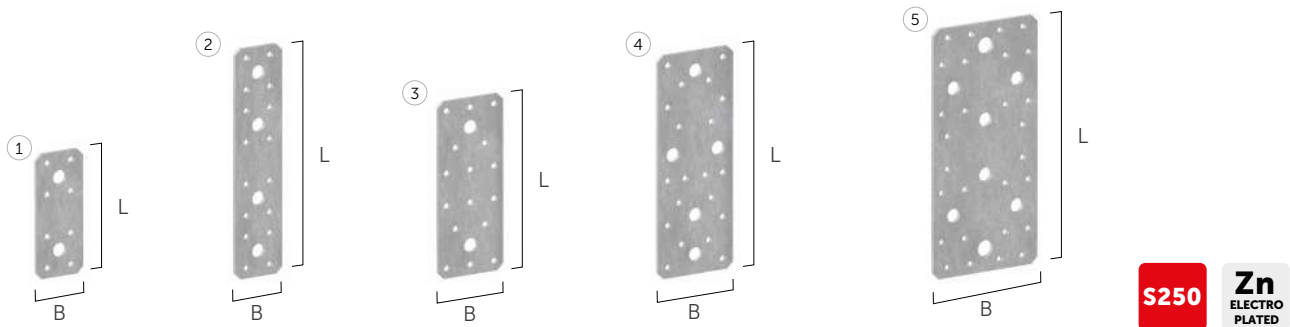
AB1-A4

CE1 HEAVY ANCHOR

page 137

STANDARD PLATE

- Flat plates suitable for all small fastening requirements
- Optimised drill holes in 5, 11 and 13 mm diameters for use with screws, nails and connectors of different diameters
- Available in 5 different versions




CODE		L		B		s		n Ø5	n Ø7	n Ø11	n Ø13			pcs
		[mm]	[in]	[mm]	[in]	[mm]	[in]	n 0.20	n 0.28	n 0.43	n 0.51			
HT9540	①	95	3 3/4	40	1 9/16	2,5	0.098	8	-	2	-	●	●	150
HT17540	②	175	6 7/8	40	1 9/16	3,0	0.118	16	-	4	-	●	●	100
HT13555	③	135	5 5/16	55	2 3/16	2,0	0.079	16	-	2	-	●	●	100
HT17065	④	170	6 3/4	65	2 9/16	2,5	0.098	20	8	2	-	●	●	50
HT19090	⑤	190	7 1/2	90	3 1/2	3,0	0.118	28	-	6	2	●	●	50

SPU

UNI ANCHOR PLATE FOR JOISTS

- Ideal for fastening joists to platform beams
- Fastening with screws (SBL) or nails (LBA-HT)
- Two anchors are recommended for each joint



CODE	L		B		s		n Ø5	pcs
	[mm]	[in]	[mm]	[in]	[mm]	[in]	n 0.20	
SPU170	170	6 3/4	36	1 7/16	2,0	0.079	9	100
SPU210	210	8 1/4	36	1 7/16	2,0	0.079	13	100
SPU250	250	10	36	1 7/16	2,0	0.079	17	100



POST BASES

ADJUSTABLE 44



R10-R20-R30	44
R40 L	45
R40 S	45
R70	46
R90	46

HIGH PERFORMANCE 47



X10	47
F70	48
S50	49
P10 - P20	50

FIXED SLEEVE 51



F10	51
FI10	51
F11	52
F12	52
F20	53
FR20 COLOR	53
F50	54
FI50	54
FM50 COLOR	55
FR50 COLOR	55

OPEN AND WITH FLANGES 56



F51	56
F69	56

DOUBLE 57



FD10	57
FD20	57
FDI20	58
FD30	58
FD50	59
FD60	59
FD70	60

MIXED 60




M10	60
M20	61
M30	61
M50	62
M51	62
M52	63
M53	63
M60	64
M70 R	64
M70 S	65
S40	65

ACCESSORIES 66



LIFT	66
HUT S-R	66

JOINTS FOR ROUND POSTS 67



BRACE F	67
ROUND	67
ROUND L	68
ROUND U	68

GATE FASTENERS 69




GATE LATCH	69
GATE FLOOR	69
GATE HOOK	70
GATE HINGES	70
GATE BAND	71

R10 - R20 - R30

ADJUSTABLE POST BASE

- Adjustable height, also after the product has been assembled. The regulation system is concealed by the sleeve, for optimal aesthetics
- Aesthetically pleasing finish thanks to DAC COAT coating
- The base is characterized by an auxiliary hole for inserting screws into the column (not included)



Data sheet available online



R10

CODE	height		top plate		top holes		bottom plate		lower holes		screws KGL EVO (not included)	pcs
	[mm]	[in]	[mm]	[in]	[n. x mm]	[n. x in]	[mm]	[in]	[n. x mm]	[n. x in]		
R1080	140-165	5 1/2 - 6 1/2	80 x 80 x 6	3 1/8 x 3 1/8 x 0.236	4 x Ø9	4 x 0.35	120 x 120 x 6	4 3/4 x 4 3/4 x 0.236	4 x Ø11.5	4 x 0.45	4 - HBSPEVO690	4
R10100	170-205	6 3/4 - 8 1/16	100 x 100 x 6	4 x 4 x 0.236	4 x Ø11	4 x 0.43	160 x 160 x 6	6 1/4 x 6 1/4 x 0.236	4 x Ø11.5	4 x 0.45	4 - KGLEVO8100	4
R10140	200-250	8 - 10	140 x 140 x 8	5 1/2 x 5 1/2 x 0.315	4 x Ø11	4 x 0.43	200 x 200 x 8	8 x 8 x 0.315	4 x Ø11.5	4 x 0.45	4 - KGLEVO8100	4

Screws not included in the box.

R20


CODE	height		top plate		top holes		bottom plate		lower holes		rod Ø x L [mm] [in]	screws KGL EVO (not included)	pcs
	[mm]	[in]	[mm]	[in]	[n. x mm]	[n. x in]	[mm]	[in]	[n. x mm]	[n. x in]			
R2080	140-165	5 1/2 - 6 1/2	80 x 80 x 6	3 1/8 x 3 1/8 x 0.236	4 x Ø9	4 x 0.35	120 x 120 x 6	4 3/4 x 4 3/4 x 0.236	4 x Ø11.5	4 x 0.45	16 x 80 0.63 x 3 1/8	4 - HBSPEVO690	4
R20100	170-205	6 3/4 - 8 1/16	100 x 100 x 6	4 x 4 x 0.236	4 x Ø11	4 x 0.43	160 x 160 x 6	6 1/4 x 6 1/4 x 0.236	4 x Ø11.5	4 x 0.45	20 x 120 0.79 x 4 3/4	4 - KGLEVO8100	4
R20140	200-250	8 - 10	140 x 140 x 8	5 1/2 x 5 1/2 x 0.315	4 x Ø11	4 x 0.43	200 x 200 x 8	8 x 8 x 0.315	4 x Ø11.5	4 x 0.45	24 x 150 0.94 x 6	4 - KGLEVO8100	4

Screws not included in the box.

R30 - DISC FLAT

CODE	height		top plate		bottom plate		lower holes		rod Ø [mm] [in]	connector DISC FLAT (not included)	SBL screws (not included)	pcs
	[mm]	[in]	[mm]	[in]	[mm]	[in]	[n. x mm]	[n. x in]				
R3080	150-170	6 - 6 3/4	Ø80 x 15	3 1/8 x 0.591	120 x 120 x 6	4 3/4 x 4 3/4 x 0.236	4 x Ø11.5	4 x 0.45	16 0.63	1 x DISCF80	10 - LBS760	4
R30120	180-210	5 1/8 - 6 3/4	Ø120 x 15	4 3/4 x 0.591	160 x 160 x 6	6 1/4 x 6 1/4 x 0.236	4 x Ø11.5	4 x 0.45	20 0.79	1 x DISCF120	18 - LBS780	4

The SBL screws and DISC FLAT connector are not included in the package and must be ordered separately.



DISC FLAT CONNECTOR

CODE	D		s		M		pcs
	[mm]	[in]	[mm]	[in]	[mm]	[in]	
DISCF80	80	3.150	15	0.591	16	0.63	10
DISCF120	120	4.724	15	0.591	20	0.79	5

R40 L



ADJUSTABLE POST BASE WITH RECTANGULAR BASE

- Height-adjustable post base with excellent cost/performance ratio
- Convenient installation of the anchors in the rectangular base version
- Outdistanced from the ground to avoid water splash and stagnation and guarantee high durability. Aesthetically pleasing finish thanks to DAC COAT coating



CODE	top plate [mm] [in]	top holes [n. x mm] [n. x in]	bottom plate [mm] [in]	lower holes [n. x mm] [n. x in]	rod Ø x L [mm] [in]	pcs
R40L150	100 x 100 x 6 4 x 4 x 0.236	4 x Ø11 4 x 0.43	160 x 100 x 6 6 1/4 x 4 x 0.236	4 x Ø11,5 4 x 0.45	20 x 150 0.79 x 6	1
R40L250	100 x 100 x 6 4 x 4 x 0.236	4 x Ø11 4 x 0.43	160 x 100 x 6 6 1/4 x 4 x 0.236	4 x Ø11,5 4 x 0.45	24 x 250 0.94 x 10	1
RI40L150(*)	100 x 100 x 6 4 x 4 x 0.236	4 x Ø11 4 x 0.43	160 x 100 x 6 6 1/4 x 4 x 0.236	4 x Ø11,5 4 x 0.45	20 x 150 0.79 x 6	1
RI40L250(*)	100 x 100 x 6 4 x 4 x 0.236	4 x Ø11 4 x 0.43	160 x 100 x 6 6 1/4 x 4 x 0.236	4 x Ø11,5 4 x 0.45	24 x 250 0.94 x 10	1

(*)Stainless steel A2 | AISI304 version.

R40 S



ADJUSTABLE POST BASE WITH SQUARE BASE

- Height-adjustable post base with excellent cost/performance ratio
- The square bottom plate remains within the footprint of the column for an aesthetically pleasing appearance
- Outdistanced from the ground to avoid water splash and stagnation and guarantee high durability. Aesthetically pleasing finish thanks to DAC COAT coating



CODE	top plate [mm] [in]	top holes [n. x mm] [n. x in]	bottom plate [mm] [in]	lower holes [n. x mm] [n. x in]	rod Ø x L [mm] [in]	pcs
R40S70	70 x 70 x 6 2 3/4 x 2 3/4 x 0.236	2 x Ø6 2 x 0.24	100 x 100 x 6 4 x 4 x 0.236	4 x Ø11,5 4 x 0.45	16 x 99 0.63 x 3 7/8	1
R40S80	80 x 80 x 6 3 1/8 x 3 1/8 x 0.236	4 x Ø11 4 x 0.43	100 x 100 x 6 4 x 4 x 0.236	4 x Ø11,5 4 x 0.45	20 x 99 0.79 x 3 7/8	1

R70

ADJUSTABLE POST BASE FOR CONCRETE

- Height-adjustable post base with rod for insertion into concrete. Aesthetically pleasing finish thanks to DAC COAT coating
- The rod can be pre-inserted into the concrete during casting, or installed later using a chemical anchor
- Height is adjusted by simply turning the supporting plate



S235
**DAC
COAT**

CODE	plate [mm] [in]	holes [n. x mm] [n. x in]	rod Ø x L [mm] [in]	pcs
R70100	100 x 100 x 8 4 x 4 x 0.315	4 x Ø11 4 x 0.43	20 x 350 0.79 x 13 3/4	1
R70140	140 x 140 x 8 5 1/2 x 5 1/2 x 0.315	4 x Ø11 4 x 0.43	24 x 450 0.94 x 17 3/4	1

R90

ADJUSTABLE POST BASE

- Height-adjustable screw-on post base
- The connection to the column is made by simple screwing to the base of the column, without additional connectors
- Bright zinc plated carbon steel


**Zn
ELECTRO
PLATED**


CODE	bottom plate [mm] [in]	lower holes [n. x mm] [n. x in]	top plate [mm] [in]	height [mm] [in]	screw Ø x L [mm] [in]	pcs
R90100	100 x 100 x 5 4 x 4 x 0.197	4 x Ø11,5 4 x 0.45	Ø80 x 6 3.15 x 0.236	130-170 5 1/8 - 6 3/4	16 x 90 0.63 x 3 1/2	1

CROSS-SHAPED POST BASE

- Moment-resisting joint for fixed-end constraints in both directions
- Available in two versions: without holes for use with self drilling dowels, smooth dowels or bolts; with holes, for use with XEPOX epoxy adhesive
- Totally concealed installation



Data sheet available online



XS10

fastening with dowels or bolts

CODE	bottom plate [mm] [in]	lower holes [n. x mm] [n. x in]	height [mm] [in]	knife plate thickness [mm] [in]	cross shaped blades	pcs
XS10120	220 x 220 x 10 8 5/8 x 8 5/8 x 0.394	4 x Ø13 4 x 0.51	310 12 3/16	6 0.236	smooth	1
XS10160	260 x 260 x 12 10 1/4 x 10 1/4 x 0.472	4 x Ø17 4 x 0.67	312 12 5/16	8 0.315	smooth	1



XR10

fastening with XEPOX epoxy adhesive

CODE	bottom plate [mm] [in]	lower holes [n. x mm] [n. x in]	height [mm] [in]	knife plate thickness [mm] [in]	cross shaped blades [mm] [in]	pcs
XR10120	220 x 220 x 10 8 5/8 x 8 5/8 x 0.394	4 x Ø13 4 x 0.51	310 12 3/16	6 0.236	holes Ø8 holes 0.31	1



Not holding CE marking.

RELATED PRODUCTS



SBD-HT
SELF-DRILLING DOWEL
page 115



STA
SMOOTH DOWEL
page 116



SKR-HT
SCREW ANCHORS
page 132



V-NEX
VINYL ESTER CHEMICAL ANCHOR WITHOUT STYRENE
page 130

F70

"T" SHAPED POST BASE

- Moment-resisting joint for fixed-end constraints in one direction
- Available in 2 versions: without holes, to be used with self-drilling dowels and with holes, to be used with smooth dowels or bolts
- Totally concealed installation. The F70 LIFT element allows the bottom plate to be concealed for excellent aesthetics



Data sheet
available online

S235

**HOT
DIP**



F70

CODE	bottom plate [mm] [in]	base holes [n. x mm] [n. x in]	height [mm] [in]	knife plate thickness [mm] [in]	pcs
F7080	80 x 80 x 6 3 1/8 x 3 1/8 x 0.236	4 x Ø9 4 x 0.35	154 6 1/16	4 0.157	1
F70100	100 x 100 x 6 4 x 4 x 0.236	4 x Ø9 4 x 0.35	206 8 1/8	6 0.236	1
F70140	140 x 140 x 8 5 1/2 x 5 1/2 x 0.315	4 x Ø11,5 4 x 0.45	308 12 1/8	8 0.315	1

F70 L

with holes

CODE	bottom plate [mm] [in]	base holes [n. x mm] [n. x in]	height [mm] [in]	knife plate thickness [mm] [in]	knife plate hole [n. x mm] [n. x in]	pcs
F70100L	100 x 100 x 6 4 x 4 x 0.236	4 x Ø9 4 x 0.35	206 8 1/8	6 0.236	4 x Ø13 4 x 0.51	1
F70140L	140 x 140 x 8 5 1/2 x 5 1/2 x 0.315	4 x Ø11,5 4 x 0.45	308 12 1/8	8 0.315	6 x Ø13 6 x 0.51	1


F70 LIFT

CODE	plate [mm] [in]	height [mm] [in]	thickness [mm] [in]	pcs
F70100LIFT	120 x 120 4 3/4 x 4 3/4	20 13/16	2 0.079	1
F70140LIFT	160 x 160 6 1/4 x 6 1/4	22 7/8	2 0.079	1



HIGHLY-RESISTANT POST BASE


- Compressive strengths suitable for large structures. Ideal for large columns
- The fixed-height post base can be mounted on threaded rods with a nut and counter-nut in order to adjust its height. A layer of mortar can then be placed underneath the base
- Hidden fastening on the timber element



Data sheet available online

S235

HOT DIP



CODE	H [mm] [in]	P [mm] [in]	top plate [mm] [in]	top holes [n. x mm] [n. x in]	bottom plate [mm] [in]	lower holes [n. x mm] [n. x in]	rod Ø x L [mm] [in]	pcs
S50120120	144 5 11/16	120 4 3/4	120 x 120 x 12 4 3/4 x 4 3/4 x 0.472	4 x Ø11 4 x 0.43	160 x 160 x 12 6 1/4 x 6 1/4 x 0.472	4 x Ø13 4 x 0.51	M20 x 120 0.79 x 4 3/4	1
S50120180	204 8 1/16	180 7 1/8	120 x 120 x 12 4 3/4 x 4 3/4 x 0.472	4 x Ø11 4 x 0.43	160 x 160 x 12 6 1/4 x 6 1/4 x 0.472	4 x Ø13 4 x 0.51	M20 x 120 0.79 x 4 3/4	1
S50160180	212 8 3/8	180 7 1/8	160 x 160 x 16 6 1/4 x 6 1/4 x 0.63	4 x Ø11 4 x 0.43	200 x 200 x 16 8 x 8 x 0.63	4 x Ø13 4 x 0.51	M24 x 150 0.94 x 6	1
S50160240	272 10 11/16	240 9 1/2	160 x 160 x 16 6 1/4 x 6 1/4 x 0.63	4 x Ø11 4 x 0.43	200 x 200 x 16 8 x 8 x 0.63	4 x Ø13 4 x 0.51	M24 x 150 0.94 x 6	1

RELATED PRODUCTS



AB1
CE1 HEAVY ANCHOR
page 137



KGL EVO
PAN HEAD SCREW WITH EVO COATING
page 79



SKR-HT
SCREW ANCHORS
page 132



V-NEX
VINYL ESTER CHEMICAL ANCHOR WITHOUT STYRENE
page 130


P10 - P20

EMBEDDED TUBULAR POST BASE

- To be embedded in concrete, it allows keep the column distant from the ground ensuring high durability of the wood
- The column can be installed at a distance of more than 30 cm from the ground in accordance with DIN 68800
- Available in hot dip galvanised P10 version and height-adjustable P20 version with DAC COAT finish



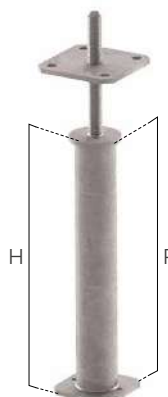
Data sheet
available online



P10

S235
**HOT
DIP**

CODE	H [mm] [in]	P [mm] [in]	top plate [mm] [in]	top holes [n. x mm] [n. x in]	bottom plate [mm] [in]	pcs
P10300	312 12 5/16	300 11 3/4	Ø100 x 6 3.94 x 0.236	4 x Ø11,0 4 x 0.43	80 x 80 x 6 3 1/8 x 3 1/8 x 0.236	1
P10500	512 20 3/16	500 19 3/4	Ø100 x 6 3.94 x 0.236	4 x Ø11,0 4 x 0.43	80 x 80 x 6 3 1/8 x 3 1/8 x 0.236	1



P20

S235
**DAC
COAT**

CODE	H [mm] [in]	P [mm] [in]	top plate [mm] [in]	top holes [n. x mm] [n. x in]	bottom plate [mm] [in]	rod Ø x L [mm] [in]	pcs
P20300	312 12 5/16	300 11 3/4	100 x 100 x 8 4 x 4 x 0.315	4 x Ø11,0 4 x 0.43	80 x 80 x 6 3 1/8 x 3 1/8 x 0.236	M24 x 170 0.94 x 6 3/4	1
P20500	512 20 3/16	500 19 3/4	100 x 100 x 8 4 x 4 x 0.315	4 x Ø11,0 4 x 0.43	80 x 80 x 6 3 1/8 x 3 1/8 x 0.236	M24 x 170 0.94 x 6 3/4	1

F10



SQUARE SLEEVE POST BASE

- Sleeve post base for small size columns
- Suitable for square columns with a cross-section of up to 90 x 90 mm
- Available in 3 models



S235 **HOT DIP**



CODE	sleeve [mm] [in]	height [mm] [in]	thickness [mm] [in]	bottom plate [mm] [in]	base holes [n. x mm] [n. x in]	sleeve holes [n. x mm] [n. x in]	pcs
F1070	71 x 71 2 13/16 x 2 13/16	150 6	2,0 0.079	150 x 150 6 x 6	4 x Ø11,5 4 x 0.45	4 x Ø11 4 x 0.43	1
F1080	81 x 81 3 3/16 x 3 3/16	150 6	2,0 0.079	150 x 150 6 x 6	4 x Ø11,5 4 x 0.45	4 x Ø11 4 x 0.43	1
F1090	91 x 91 3 9/16 x 3 9/16	150 6	2,0 0.079	150 x 150 6 x 6	4 x Ø11,5 4 x 0.45	4 x Ø11 4 x 0.43	1

F1080 not included in the ETA document.

FI10



STAINLESS STEEL SQUARE SLEEVE POST BASE

- Stainless steel sleeve post base for excellent durability and aesthetics
- AISI304 stainless steel ensures excellent durability performance
- Suitable for square columns with a cross-section of up to 90 x 90 mm



A2
AISI 304



CODE	sleeve [mm] [in]	height [mm] [in]	thickness [mm] [in]	bottom plate [mm] [in]	base holes [n. x mm] [n. x in]	sleeve holes [n. x mm] [n. x in]	pcs
FI1070	71 x 71 2 13/16 x 2 13/16	150 6	2,0 0.079	150 x 150 6 x 6	4 x Ø11,5 4 x 0.45	4 x Ø11 4 x 0.43	1
FI1090	91 x 91 3 9/16 x 3 9/16	150 6	2,0 0.079	150 x 150 6 x 6	4 x Ø11,5 4 x 0.45	4 x Ø11 4 x 0.43	1

F11

SLEEVE POST BASE WITH CONCEALED BASE

- Aesthetically pleasing: the anchors remain hidden inside the post base
- The concealed base allows installation close to the edge of the concrete support
- Used in conjunction with the LIFT riser element, it ensures good durability of the column


S235
**HOT
DIP**

LIFT20


CODE	sleeve [mm] [in]	height [mm] [in]	thickness [mm] [in]	base holes [n. x mm] [n. x in]	sleeve holes [n. x mm] [n. x in]	pcs
F1190	91 x 91 3 9/16 x 3 9/16	150 6	2,5 0.098	4 x Ø8 4 x 0.31	4 x Ø11 4 x 0.43	1
F11100	101 x 101 4 x 4	150 6	2,5 0.098	4 x Ø8 4 x 0.31	4 x Ø11 4 x 0.43	1
F11120	121 x 121 4 3/4 x 4 3/4	150 6	2,5 0.098	4 x Ø8 4 x 0.31	4 x Ø11 4 x 0.43	1
F11140	141 x 141 5 9/16 x 5 9/16	200 8	3,0 0.118	4 x Ø13 4 x 0.51	4 x Ø11 4 x 0.43	1
F11160	161 x 161 5 9/16 x 5 9/16	200 8	3,0 0.118	4 x Ø13 4 x 0.51	4 x Ø11 4 x 0.43	1
LIFT20	60 x 60 2 3/8 x 2 3/8	20 13/16	3,0 0.118	-	-	1

LIFT not included in the box.

F12

OPEN POST BASE WITH CONCEALED BASE

- Aesthetically pleasing: the anchors remain hidden inside the post base
- In the event of rain, the column remains exposed to the air on two sides for quick drying
- Used in conjunction with the LIFT riser element, it provides good durability of the column


S235
**HOT
DIP**

LIFT20


CODE	base [mm] [in]	height [mm] [in]	thickness [mm] [in]	base holes [n. x mm] [n. x in]	wings holes [n. x mm] [n. x in]	pcs
F1270	72 x 60 2 13/16 x 2 13/16	100 4	2,5 0.098	4 x Ø8 4 x 0.31	4 x Ø11 4 x 0.43	1
F1280	82 x 60 3 1/4 x 3 1/4	100 4	2,5 0.098	4 x Ø8 4 x 0.31	4 x Ø11 4 x 0.43	1
F1290	92 x 70 3 5/8 x 3 5/8	120 4 3/4	2,5 0.098	4 x Ø8 4 x 0.31	4 x Ø11 4 x 0.43	1
F12100	102 x 80 4 x 4	120 4 3/4	2,5 0.098	4 x Ø8 4 x 0.31	4 x Ø11 4 x 0.43	1
F12120	122 x 100 4 13/16 x 4 13/16	140 5 1/2	2,5 0.098	4 x Ø8 4 x 0.31	4 x Ø11 4 x 0.43	1
F12140	142 x 120 5 9/16 x 5 9/16	160 6 1/4	3,0 0.118	4 x Ø13 4 x 0.51	4 x Ø11 4 x 0.43	1
F12160	162 x 140 6 3/8 x 6 3/8	180 7 1/8	3,0 0.118	4 x Ø13 4 x 0.51	4 x Ø11 4 x 0.43	1
LIFT20	60 x 60 2 3/8 x 2 3/8	20 13/16	3,0 0.118	-	-	1

LIFT not included in the box.

F20



ROUND SLEEVE POST BASE

- Zinc plated steel sleeve post base
- Suitable for round columns of different sizes
- Available in 4 models



S235

**HOT
DIP**



CODE	sleeve [mm] [in]	height [mm] [in]	thickness [mm] [in]	bottom plate [mm] [in]	base holes [n. x mm] [n. x in]	sleeve holes [n. x mm] [n. x in]	pcs
F2080	Ø81 3.19	150 6	2,0 0.079	160 x 160 6 1/4 x 6 1/4	4 x Ø11,5 4 x 0.45	4 x Ø11 4 x 0.43	1
F20100	Ø101 3.98	150 6	2,0 0.079	160 x 160 6 1/4 x 6 1/4	4 x Ø11,5 4 x 0.45	4 x Ø11 4 x 0.43	1
F20120	Ø121 4.76	150 6	2,0 0.079	180 x 180 7 1/8 x 7 1/8	4 x Ø11,5 4 x 0.45	4 x Ø11 4 x 0.43	1
F20140	Ø141 5.55	150 6	2,0 0.079	200 x 200 8 x 8	4 x Ø11,5 4 x 0.45	4 x Ø11 4 x 0.43	1

FR20 COLOR



BROWN ROUND SLEEVE POST BASE

- Coloured sleeve post base
- Suitable for round columns of different sizes. The brown finish offers an aesthetically pleasing result
- Anchors for concrete and screws included; fasteners are coloured like the post base



S235

**HOT
DIP**

**THERMO
DUST**



CODE	sleeve [mm] [in]	height [mm] [in]	thickness [mm] [in]	bottom plate [mm] [in]	base holes [n. x mm] [n. x in]	sleeve holes [n. x mm] [n. x in]	pcs
FR20100	Ø101 3.98	150 6	2,0 0.079	160 x 160 6 1/4 x 6 1/4	4 x Ø11,5 4 x 0.45	4 x Ø11 4 x 0.43	1
FR20120	Ø121 4.76	150 6	2,0 0.079	180 x 180 7 1/8 x 7 1/8	4 x Ø11,5 4 x 0.45	4 x Ø11 4 x 0.43	1

Fastenings for wood and concrete included.

F50



ETA-10/0422

LARGE SIZE SQUARE SLEEVE POST BASE

- Sleeve post base for big size columns
- The integrated riser element ensures good durability of the column
- Suitable for square columns with a cross-section of up to 200 x 200 mm



S235

HOT
DIP

CODE	sleeve [mm] [in]	height [mm] [in]	thickness [mm] [in]	bottom plate [mm] [in]	base holes [n. x mm] [n. x in]	sleeve holes [n. x mm] [n. x in]	pcs
F50100	101 x 101 4 x 4	150 6	2,5 0.098	150 x 150 6 x 6	4 x Ø11,5 4 x 0.45	4 x Ø11 4 x 0.43	1
F50120	121 x 121 4 3/4 x 4 3/4	150 6	2,5 0.098	200 x 200 8 x 8	4 x Ø11,5 4 x 0.45	4 x Ø11 4 x 0.43	1
F50140	141 x 141 5 9/16 x 5 9/16	150 6	2,5 0.098	200 x 200 8 x 8	4 x Ø11,5 4 x 0.45	4 x Ø11 4 x 0.43	1
F50160	161 x 161 6 5/16 x 6 5/16	200 8	2,5 0.098	240 x 240 9 1/2 x 9 1/2	4 x Ø11,5 4 x 0.45	4 x Ø11 4 x 0.43	1
F50180	181 x 181 7 1/8 x 7 1/8	200 8	2,5 0.098	280 x 280 11 x 11	4 x Ø11,5 4 x 0.45	4 x Ø11 4 x 0.43	1
F50200	201 x 201 7 15/16 x 7 15/16	200 8	2,5 0.098	300 x 300 11 3/4 x 11 3/4	4 x Ø11,5 4 x 0.45	4 x Ø11 4 x 0.43	1

FI50



ETA-10/0422

SQUARE SLEEVE POST BASE STAINLESS STEEL LARGE SIZE

- Stainless steel sleeve post base for excellent durability and aesthetics. Suitable for large size columns
- The integrated riser element ensures good durability of the column
- Suitable for square columns with a cross-section of up to 200 x 200 mm



A2

AISI 304



CODE	sleeve [mm] [in]	height [mm] [in]	thickness [mm] [in]	bottom plate [mm] [in]	base holes [n. x mm] [n. x in]	sleeve holes [n. x mm] [n. x in]	pcs
FI50100	101 x 101 4 x 4	150 6	2,5 0.098	150 x 150 6 x 6	4 x Ø11,5 4 x 0.45	4 x Ø11 4 x 0.43	1
FI50120	121 x 121 4 3/4 x 4 3/4	150 6	2,5 0.098	200 x 200 8 x 8	4 x Ø11,5 4 x 0.45	4 x Ø11 4 x 0.43	1
FI50140	141 x 141 5 9/16 x 5 9/16	150 6	2,5 0.098	200 x 200 8 x 8	4 x Ø11,5 4 x 0.45	4 x Ø11 4 x 0.43	1
FI50160	161 x 161 6 5/16 x 6 5/16	200 8	2,5 0.098	240 x 24 9 1/2 x 9 1/2 0	4 x Ø11,5 4 x 0.45	4 x Ø11 4 x 0.43	1
FI50200	201 x 201 7 15/16 x 7 15/16	200 8	2,5 0.098	300 x 300 11 3/4 x 11 3/4	4 x Ø11,5 4 x 0.45	4 x Ø11 4 x 0.43	1

FM50 COLOR



GREY SQUARE SLEEVE POST BASE

- Grey sleeve post base for square columns
- The integrated riser element ensures good durability of the column
- Anchors for concrete and screws included; fasteners are coloured like the post base



CODE	sleeve [mm] [in]	height [mm] [in]	thickness [mm] [in]	bottom plate [mm] [in]	base holes [n. x mm] [n. x in]	sleeve holes [n. x mm] [n. x in]	pcs
FM50100	101 x 101 4 x 4	150 6	2,5 0.098	150 x 150 6 x 6	4 x Ø11,5 4 x 0.45	4 x Ø11 4 x 0.43	1
FM50120	121 x 121 4 3/4 x 4 3/4	150 6	2,5 0.098	200 x 200 8 x 8	4 x Ø11,5 4 x 0.45	4 x Ø11 4 x 0.43	1
FM50160	161 x 161 6 5/16 x 6 5/16	200 8	2,5 0.098	240 x 240 9 1/2 x 9 1/2	4 x Ø11,5 4 x 0.45	4 x Ø11 4 x 0.43	1
FM50200	201 x 201 7 15/16 x 7 15/16	200 8	2,5 0.098	300 x 300 11 3/4 x 11 3/4	4 x Ø11,5 4 x 0.45	4 x Ø11 4 x 0.43	1

Fastenings for wood and concrete included.

FR50 COLOR



BROWN SQUARE SLEEVE POST BASE

- Brown sleeve post base for square columns
- The integrated riser element ensures good durability of the column
- Anchors for concrete and screws included; fasteners are coloured like the post base



CODE	sleeve [mm] [in]	height [mm] [in]	thickness [mm] [in]	bottom plate [mm] [in]	base holes [n. x mm] [n. x in]	sleeve holes [n. x mm] [n. x in]	pcs
FR50100	101 x 101 4 x 4	150 6	2,5 0.098	150 x 150 6 x 6	4 x Ø11,5 4 x 0.45	4 x Ø11 4 x 0.43	1
FR50120	121 x 121 4 3/4 x 4 3/4	150 6	2,5 0.098	200 x 200 8 x 8	4 x Ø11,5 4 x 0.45	4 x Ø11 4 x 0.43	1

Fastenings for wood and concrete included.

F51

POST BASE WITH FLANGES

- Suitable for square columns of different sizes
- The integrated riser element ensures good durability of the column
- In the event of rain, the column remains exposed to the air for quick drying


S235
**HOT
DIP**


CODE	sleeve	height	thickness	bottom plate	base holes	flange holes	pcs
	[mm] [in]	[mm] [in]	[mm] [in]	[mm] [in]	[n. x mm] [n. x in]	[n. x mm] [n. x in]	
F51120	121 x 121 4 3/4 x 4 3/4	150 6	3,0 0.118	187 x 187 7 3/8 x 7 3/8	4 x Ø11,5 4 x 0.45	8 x Ø11 8 x 0.43	1
F51140	141 x 141 5 9/16 x 5 9/16	200 8	3,0 0.118	207 x 207 8 1/8 x 8 1/8	4 x Ø11,5 4 x 0.45	8 x Ø11 8 x 0.43	1
F51160	161 x 161 6 5/16 x 6 5/16	200 8	4,0 0.157	227 x 227 8 15/16 x 8 15/16	4 x Ø13,0 4 x 0.51	8 x Ø11 8 x 0.43	1
F51180	181 x 181 7 1/8 x 7 1/8	225 8 7/8	4,0 0.157	247 x 247 9 3/4 x 9 3/4	4 x Ø13,0 4 x 0.51	8 x Ø11 8 x 0.43	1
F51200	201 x 201 7 15/16 x 7 15/16	225 8 7/8	4,0 0.157	267 x 267 10 1/2 x 10 1/2	4 x Ø13,0 4 x 0.51	8 x Ø11 8 x 0.43	1

F69

OPEN POST BASE

- Suitable for square columns of different sizes
- Used in conjunction with the LIFT riser element, it provides good durability of the column
- In the event of rain, the column remains exposed to the air for quick drying


S235
**HOT
DIP**
LIFT20


CODE	sleeve	height	thickness	bottom plate	base holes	flange holes	pcs
	[mm] [in]	[mm] [in]	[mm] [in]	[mm] [in]	[n. x mm] [n. x in]	[n. x mm] [n. x in]	
F69100	101 x 101 4 x 4	150 6	2,5 0.098	150 x 150 6 x 6	4 x Ø11,5 4 x 0.45	8 x Ø11 8 x 0.43	1
F69120	121 x 121 4 3/4 x 4 3/4	150 6	2,5 0.098	200 x 200 8 x 8	4 x Ø11,5 4 x 0.45	8 x Ø11 8 x 0.43	1
F69160	161 x 161 6 5/16 x 6 5/16	200 8	3,0 0.118	240 x 240 9 1/2 x 9 1/2	4 x Ø11,5 4 x 0.45	8 x Ø11 8 x 0.43	1
F69200	201 x 201 7 15/16 x 7 15/16	220 8 5/8	3,0 0.118	300 x 300 11 3/4 x 11 3/4	4 x Ø11,5 4 x 0.45	8 x Ø11 8 x 0.43	1
LIFT20	60 x 60 2 3/8 x 2 3/8	20 13/16	3,0 0.118	-	-	-	1

LIFT not included in the box.

FD10



DOUBLE SLEEVE POST BASE

- Suitable for square or rectangular columns of any width
- The integrated riser element ensures good durability of the column
- In the event of rain, the column remains partially exposed to the air on two sides, for quick drying



S235

**HOT
DIP**



CODE	sleeve [mm] [in]	height [mm] [in]	thickness [mm] [in]	bottom plate [mm] [in]	base holes [n. x mm] [n. x in]	sleeve holes [n. x mm] [n. x in]	pcs
FD10120	121 x 56 4 3/4 x 2 3/16	200 8	2,5 0.098	200 x 95 8 x 3 3/4	2 x Ø11,5 2 x 0.45	2 x Ø11 2 x 0.43	1
FD10140	141 x 66 5 9/16 x 2 3/16	200 8	2,5 0.098	220 x 105 8 5/8 x 4 1/8	2 x Ø11,5 2 x 0.45	2 x Ø11 2 x 0.43	1
FD10160	161 x 76 6 5/16 x 3	200 8	2,5 0.098	240 x 115 9 1/2 x 4 1/2	2 x Ø11,5 2 x 0.45	2 x Ø11 2 x 0.43	1
FD10180	181 x 86 7 1/8 x 3 3/8	200 8	2,5 0.098	260 x 125 10 1/4 x 4 15/16	2 x Ø11,5 2 x 0.45	2 x Ø11 2 x 0.43	1
FD10200	201 x 96 7 15/16 x 3 3/4	200 8	2,5 0.098	280 x 135 11 x 5 5/16	2 x Ø11,5 2 x 0.45	2 x Ø11 2 x 0.43	1

FD20



DOUBLE SLEEVE POST BASE WITH 4 mm THICKNESS

- Suitable for square or rectangular columns of any width. The rounded shape of the upper part improves the aesthetic result
- The integrated riser element ensures good durability of the column
- In the event of rain, the column remains partially exposed to the air on two sides, for quick drying



S235

**HOT
DIP**



CODE	sleeve [mm] [in]	height [mm] [in]	thickness [mm] [in]	bottom plate [mm] [in]	base holes [n. x mm] [n. x in]	sleeve holes [n. x mm] [n. x in]	pcs
FD20120	121 x 38 4 3/4 x 5 7/16	200 8	4,0 0.157	200 x 78 8 x 3 1/16	2 x Ø11,5 2 x 0.45	2 x Ø11 2 x 0.43	1
FD20140	141 x 46 5 9/16 x 1 13/16	200 8	4,0 0.157	200 x 85 8 x 3 3/8	2 x Ø11,5 2 x 0.45	2 x Ø11 2 x 0.43	1
FD20160	161 x 54 6 5/16 x 2 1/8	200 8	4,0 0.157	240 x 92 9 1/2 x 3 5/8	2 x Ø11,5 2 x 0.45	2 x Ø11 2 x 0.43	1
FD20200	201 x 66 7 15/16 x 2 5/8	200 8	4,0 0.157	280 x 105 11 x 4 1/8	2 x Ø11,5 2 x 0.45	2 x Ø11 2 x 0.43	1

FDI20

STAINLESS STEEL DOUBLE SLEEVE POST BASE

- Stainless steel for excellent durability and aesthetics, enhanced by the rounded shape of the upper part
- The integrated riser element ensures good durability of the column
- In the event of rain, the column remains partially exposed to the air on two sides, for quick drying



A2
AISI 304



CODE	sleeve	height	thickness	bottom plate	base holes	sleeve holes	pcs
	[mm] [in]	[mm] [in]	[mm] [in]	[mm] [in]	[n. x mm] [n. x in]	[n. x mm] [n. x in]	
FDI20100	100 x 30 4 x 1 3/16	230 9 1/16	3,0 0.118	180 x 85 7 1/8 x 3 3/8	2 x Ø12,5 2 x 0.49	2 x Ø12,5 2 x 0.49	1
FDI20120	120 x 40 4 3/4 x 1 9/16	250 10	3,0 0.118	190 x 85 7 1/2 x 3 3/8	2 x Ø12,5 2 x 0.49	2 x Ø12,5 2 x 0.49	1
FDI20140	140 x 40 5 1/2 x 1 9/16	250 10	3,0 0.118	210 x 85 8 1/4 x 3 3/8	2 x Ø12,5 2 x 0.49	2 x Ø12,5 2 x 0.49	1
FDI20160	160 x 40 6 1/4 x 1 9/16	280 11	3,0 0.118	230 x 85 9 1/16 x 3 3/8	2 x Ø12,5 2 x 0.49	2 x Ø12,5 2 x 0.49	1
FDI20200	200 x 50 8 x 1 15/16	300 11 3/4	3,0 0.118	270 x 95 10 5/8 x 3 3/4	2 x Ø12,5 2 x 0.49	2 x Ø12,5 2 x 0.49	1

FD30

CE
ETA-10/0422

DOUBLE "L" POST BASE

- Suitable for square or rectangular columns of any size
- It can be installed with internal or external wing
- Available in 2 models



S235

**HOT
DIP**



CODE	height	thickness	bottom plate	base holes	column holes	pcs
	[mm] [in]	[mm] [in]	[mm] [in]	[n. x mm] [n. x in]	[n. x mm] [n. x in]	
FD3060	180 7 1/8	4,0 0.157	60 x 50 2 3/8 x 1 15/16	1 x Ø11,5 1 x 0.45	2 x Ø11 2 x 0.43	1
FD3080	240 9 1/2	4,0 0.157	80 x 50 3 1/8 x 1 15/16	1 x Ø11,5 1 x 0.45	2 x Ø11 2 x 0.43	1

FD50



ETA-10/0422

DOUBLE POST BASE WITH INTERNAL WINGS

- Suitable for square or rectangular columns of any size
- Internal wing version, for fastening on concrete with 2 anchors
- Available in 2 models



S235

**HOT
DIP**



CODE	height	thickness	bottom plate	base holes	column holes	pcs
	[mm] [in]	[mm] [in]	[mm] [in]	[n. x mm] [n. x in]	[n. x mm] [n. x in]	
FD5050	185 7 1/4	4,0 0.157	46 x 46 1 13/16 x 1 13/16	1 x Ø11,5 1 x 0.45	2 x Ø11 2 x 0.43	1
FD5080	220 8 5/8	4,0 0.157	76 x 76 3 x 3	1 x Ø11,5 1 x 0.45	2 x Ø11 2 x 0.43	1

FD60



ETA-10/0422

DOUBLE POST BASE WITH EXTERNAL WINGS

- Suitable for square or rectangular columns of any size
- Internal wing version, for fastening on concrete with 4 anchors
- Available in 2 models



S235

**HOT
DIP**



CODE	height	thickness	base internal	base holes	column holes	wings	pcs
	[mm] [in]	[mm] [in]	[mm] [in]	[n. x mm] [n. x in]	[n. x mm] [n. x in]	[mm] [in]	
FD6050	185 7 1/4	4,0 0.157	46 x 46 1 13/16 x 1 13/16	2 x Ø11,5 2 x 0.45	2 x Ø11 2 x 0.43	40 x 43 1 9/16 x 1 11/16	1
FD6080	220 8 5/8	4,0 0.157	76 x 76 3 x 3	2 x Ø11,5 2 x 0.45	2 x Ø11 2 x 0.43	50 x 73 1 15/16 x 2 7/8	1

FD70

DOUBLE POST BASE WITH EXTERNAL WINGS

- Suitable for square or rectangular columns of any size
- Internal wing version, for fastening on concrete with 4 anchors
- Available in 2 models



S235

HOT
DIP

CODE	sleeve	height	thickness	bottom plate	base holes	sleeve holes	pcs
	[mm] [in]	[mm] [in]	[mm] [in]	[mm] [in]	[n. x mm] [n. x in]	[n. x mm] [n. x in]	
FD7080	81 x 81 3 3/16 x 3 3/16	180 7 1/8	3,0 0.118	120 x 65 4 3/4 x 2 9/16	2 x Ø11,5 2 x 0.45	4 x Ø11 4 x 0.43	1
FD70100	101 x 101 4 x 4	220 8 5/8	3,0 0.118	150 x 80 6 x 3 1/8	2 x Ø11,5 2 x 0.45	4 x Ø11 4 x 0.43	1

M10



WALL-MOUNTED POST BASE

- Sleeve post base for wall fastening
- Lateral fastening allows installation on any vertical concrete or masonry surface
- Suitable for square columns



S235

HOT
DIP

CODE	sleeve	height	thickness	width	wall holes	sleeve holes	pcs
	[mm] [in]	[mm] [in]	[mm] [in]	[mm] [in]	[n. x mm] [n. x in]	[n. x mm] [n. x in]	
M1070	71 x 71 2 13/16 x 2 13/16	150 6	2,0 0.079	151 5 15/16	6 x Ø11 6 x 0.43	4 x Ø11 4 x 0.43	1
M1090	91 x 91 3 9/16 x 3 9/16	150 6	2,0 0.079	175 6 7/8	6 x Ø11 6 x 0.43	4 x Ø11 4 x 0.43	1

M20



ETA-10/0422

"U" POST-BASE

- U-shaped post base, suitable for square or rectangular columns of any width
- The shape of the post base allows the column to be raised to ensure good durability
- 5 mm thickness for excellent resistance



S235

**HOT
DIP**



CODE	base [mm] [in]	height [mm] [in]	thickness [mm] [in]	base holes [n. x mm] [n. x in]	column holes [n. x mm] [n. x in]	pcs
M2070	71 x 60 2 13/16 x 2 3/8	150 6	5,0 0.197	1 x Ø13 + 2 x Ø11,5 1 x 0.51 + 2 x 0.45	6 x Ø11 6 x 0.43	1
M2090	91 x 60 3 9/16 x 2 3/8	150 6	5,0 0.197	1 x Ø13 + 2 x Ø11,5 1 x 0.51 + 2 x 0.45	6 x Ø11 6 x 0.43	1
M20100	101 x 60 4 x 2 3/8	150 6	5,0 0.197	1 x Ø13 + 2 x Ø11,5 1 x 0.51 + 2 x 0.45	6 x Ø11 6 x 0.43	1
M20120	121 x 60 4 3/4 x 2 3/8	150 6	5,0 0.197	1 x Ø13 + 2 x Ø11,5 1 x 0.51 + 2 x 0.45	6 x Ø11 6 x 0.43	1

M30



ETA-10/0422

BRACKET POST BASE

- Bracket post base suitable for square or rectangular columns of any width
- In the event of rain, the column remains exposed to the air on two sides for quick drying
- 5 mm thickness for excellent resistance



S235

**HOT
DIP**



CODE	internal size [mm] [in]	height [mm] [in]	thickness [mm] [in]	bottom plate [mm] [in]	base holes [n. x mm] [n. x in]	column holes [n. x mm] [n. x in]	pcs
M3070	71 x 50 2 13/16 x 1 15/16	200 8	5,0 0.197	160 x 60 6 1/4 x 2 3/8	2 x Ø11,5 2 x 0.45	4 x Ø11 4 x 0.43	1
M3080	81 x 50 3 3/16 x 1 15/16	200 8	5,0 0.197	170 x 60 6 3/4 x 2 3/8	2 x Ø11,5 2 x 0.45	4 x Ø11 4 x 0.43	1
M3090	91 x 50 3 9/16 x 1 15/16	200 8	5,0 0.197	180 x 60 7 1/8 x 2 3/8	2 x Ø11,5 2 x 0.45	4 x Ø11 4 x 0.43	1
M30100	101 x 50 4 x 1 15/16	200 8	5,0 0.197	190 x 60 7 1/2 x 2 3/8	2 x Ø11,5 2 x 0.45	4 x Ø11 4 x 0.43	1
M30120	121 x 50 4 3/4 x 1 15/16	200 8	5,0 0.197	210 x 60 8 1/4 x 2 3/8	2 x Ø11,5 2 x 0.45	4 x Ø11 4 x 0.43	1

M30120 not holding CE marking.

M50

"U" SHAPED POST BASE FOR CONCRETE

- U-shaped post base with rod to be inserted into the concrete, suitable for square or rectangular columns of any width
- The rod can be pre-inserted into the concrete during casting or installed later using a chemical anchor
- 5 mm thickness and Ø20 mm rod for excellent strength


S235
**HOT
DIP**


CODE	base [mm] [in]	height [mm] [in]	thickness [mm] [in]	column holes [n. x mm] [n. x in]	rod Ø x L [mm] [in]	pcs
M5070	71 x 60 2 13/16 x 2 3/8	150 6	5,0 0.197	6 x Ø11 6 x 0.43	20 x 200 0.79 x 8	1
M5090	91 x 60 3 9/16 x 2 3/8	150 6	5,0 0.197	6 x Ø11 6 x 0.43	20 x 200 0.79 x 8	1
M50100	101 x 60 4 x 2 7/16	150 6	5,0 0.197	6 x Ø11 6 x 0.43	20 x 200 0.79 x 8	1
M50120	121 x 60 4 3/4 x 2 1/2	150 6	5,0 0.197	6 x Ø11 6 x 0.43	20 x 200 0.79 x 8	1

M51

"U" SHAPED POST BASE FOR CONCRETE

- Post base with rod for insertion in concrete
- Suitable for round columns of different sizes, it can be installed on sloping surfaces
- The rod can be pre-inserted into the concrete during casting or installed later using a chemical anchor


S235
**HOT
DIP**


CODE	sleeve [mm] [in]	height [mm] [in]	thickness [mm] [in]	base holes [n. x mm] [n. x in]	wings holes [n. x mm] [n. x in]	rod Ø x L [mm] [in]	pcs
M51100	Ø101 3.98	150 6	3,0 0.118	2 x Ø8 2 x 0.31	4 x Ø11 4 x 0.43	20 x 200 0.79 x 8	1
M51120	Ø121 4.76	150 6	3,0 0.118	2 x Ø8 2 x 0.31	4 x Ø11 4 x 0.43	20 x 200 0.79 x 8	1

M52

OPEN POST BASE FOR CONCRETE

- Post base with rod for insertion in concrete
- Suitable for square or rectangular columns of different sizes, it can be installed on sloping surfaces
- The rod can be pre-inserted into the concrete during casting or installed later using a chemical anchor



S235

**HOT
DIP**



CODE	base [mm] [in]	height [mm] [in]	thickness [mm] [in]	base holes [n. x mm] [n. x in]	wings holes [n. x mm] [n. x in]	rod Ø x L [mm] [in]	pcs
M5290	91 x 70 3 9/16 x 2 3/4	120 4 3/4	2,5 0.098	4 x Ø8 4 x 0.31	4 x Ø11 4 x 0.43	20 x 200 0.79 x 8	1
M52100	101 x 80 4 x 3 1/8	120 4 3/4	2,5 0.098	4 x Ø8 4 x 0.31	4 x Ø11 4 x 0.43	20 x 200 0.79 x 8	1
M52120	121 x 100 4 3/4 x 4	140 5 1/2	2,5 0.098	4 x Ø8 4 x 0.31	4 x Ø11 4 x 0.43	20 x 200 0.79 x 8	1

M53

ROUND SLEEVE POST BASE WITH ROD

- Sleeve post base with rod for insertion in concrete
- Suitable for round columns of different sizes, it can be installed on sloping surfaces
- The rod can be pre-inserted into the concrete during casting, or installed later using a chemical anchor



S235

**Zn
ELECTRO
PLATED**



CODE	sleeve [mm] [in]	height [mm] [in]	thickness [mm] [in]	base holes [n. x mm] [n. x in]	rod Ø x L [mm] [in]	pcs
M5380	Ø81 3.19	150 6	3 0.118	4 x Ø12,5 4 x 0.49	20 x 200 0.79 x 8	1
M53100	Ø101 3.98	150 6	3 0.118	4 x Ø12,5 4 x 0.49	20 x 200 0.79 x 8	1
M53120	Ø121 4.76	150 6	3 0.118	4 x Ø12,5 4 x 0.49	20 x 200 0.79 x 8	1

M60

POST BASE WITH INTERNAL CORE FOR CONCRETE

- Post base with internal core and rod for insertion into concrete. The inner blade is pre-drilled for inserting dowels or bolts
- It can be installed raised above the concrete to increase the durability of the timber
- The rod can be pre-inserted into the concrete during casting or installed later using a chemical anchor


S235
**HOT
DIP**


CODE	base	height	thickness	column holes	rod Ø x L	pcs
	[mm] [in]	[mm] [in]	[mm] [in]	[n. x mm] [n. x in]	[mm] [in]	
M6080	80 x 80 3 1/8 x 3 1/8	130 5 1/8	8,0 0.315	4 x Ø11 4 x 0.43	20 x 250 0.79 x 10	1

M70 R

ROUND SPIKED POST BASE

- Post base with cross-shaped bottom to be driven directly into the ground, without the need for a concrete support
- Ideal for the construction of fences, walkways or other structures resting directly on the ground
- Suitable for round columns of different sizes


S235
**HOT
DIP**


CODE	sleeve	sleeve height	thickness	sleeve holes	tip length	pcs
	[mm] [in]	[mm] [in]	[mm] [in]	[n. x mm] [n. x in]	[mm] [in]	
M70R80	Ø81 3.19	150 6	2,0 0.079	4 x Ø11 4 x 0.43	450 17 3/4	1
M70R100	Ø101 3.98	150 6	2,0 0.079	4 x Ø11 4 x 0.43	450 17 3/4	1
M70R120	Ø121 4.76	150 6	2,0 0.079	4 x Ø11 4 x 0.43	600 23 5/8	1

M70R120 not included in the ETA document.

M70 S



SQUARE SPIKED POST BASE

- Post base with cross-shaped bottom to be driven directly into the ground, without the need for a concrete support
- Ideal for the construction of fences, walkways or other structures resting directly on the ground
- Suitable for square columns of different sizes



S235

**HOT
DIP**



CODE	sleeve	sleeve height	thickness	sleeve holes	tip length	pcs
	[mm] [in]	[mm] [in]	[mm] [in]	[n. x mm] [n. x in]	[mm] [in]	
M70S70	71 x 71 2 13/16 x 2 13/16	150 6	2,0 0.079	4 x Ø11 4 x 0.43	600 23 5/8	1
M70S90	91 x 91 3 9/16 x 3 9/16	150 6	2,0 0.079	4 x Ø11 4 x 0.43	600 23 5/8	1
M70S100	101 x 101 4 x 4	150 6	2,0 0.079	4 x Ø11 4 x 0.43	750 29 1/2	1
M70S120	121 x 121 4 3/4 x 4 3/4	150 6	2,0 0.079	4 x Ø11 4 x 0.43	750 29 1/2	1

M70S100 and M70S120 not included in the ETA document.

S40

INCLINABLE POST BASE

- Inclinal post base, suitable for square or rectangular columns of any width
- It can be installed on inclined surfaces with any inclination
- 5 mm thickness for excellent resistance



**HOT
DIP**




CODE	internal size	height	thickness	bottom plate	base holes	column holes	pcs
	[mm] [in]	[mm] [in]	[mm] [in]	[mm] [in]	[n. x mm] [n. x in]	[n. x mm] [n. x in]	
S4070	71 x 60 2 13/16 x 2 3/8	100 4	5,0 0.197	100 x 100 4 x 4	4 x Ø12 4 x 0.47	6 x Ø11 6 x 0.43	1
S4090	91 x 60 3 9/16 x 2 3/8	100 4	5,0 0.197	100 x 100 4 x 4	4 x Ø12 4 x 0.47	6 x Ø11 6 x 0.43	1

LIFT

RISER FOR POST BASES

- Galvanised steel riser for use with flat-base post bases
- It allows the base of the timber element to be raised by 20 mm, allowing it to be ventilated
- The small footprint of only 60 x 60 mm allows the use of even the smallest post bases



S235

HOT
DIP

CODE	sleeve [mm] [in]	height [mm] [in]	thickness [mm] [in]	pcs
LIFT20	60 x 60 2 3/8 x 2 3/8	20 13/16	3,0 0.118	1

HUT S-R

CAP FOR SQUARE AND ROUND COLUMN

- Steel column cap with HOT DIP coating
- It ensures excellent durability of the column, avoiding water stagnation and direct contact between rainwater and timber fibres
- Available in different sizes and in circular or square shape



S235

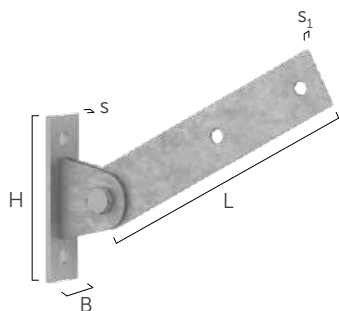
HOT
DIP

CODE		sizes		height		pcs
		[mm]	[in]	[mm]	[in]	
HUTS70	①	70 x 70	2 3/4 x 2 3/4	20	13/16	10
HUTS90	①	90 x 90	3 1/2 x 3 1/2	20	13/16	10
HUTS100	①	100 x 100	4 x 4	20	13/16	10
HUTS120	①	120 x 120	4 3/4 x 4 3/4	20	13/16	10
HUTR80	②	Ø80	Ø3.15	20	13/16	10
HUTR100	②	Ø100	Ø3.94	20	13/16	10
HUTR120	②	Ø120	Ø4.72	20	13/16	10

BRACE F

HINGED PLATE

- Hinged plate with internal knife plate for joints with inclined elements
- HOT DIP galvanic coating for durability in outdoor applications
- Version in A2 | AISI 304 stainless steel, to ensure durability in aggressive environments



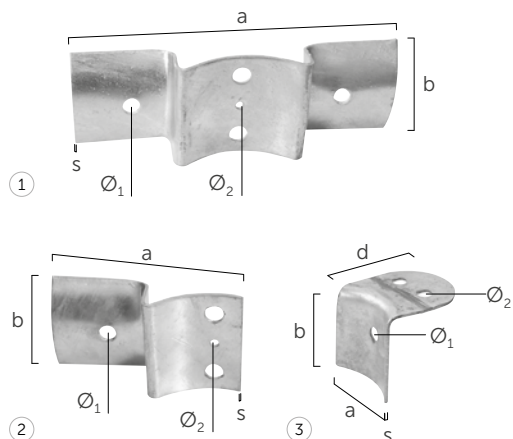
CODE	B [mm] [in]	H [mm] [in]	L [mm] [in]	s [mm] [in]	s ₁ [mm] [in]	Ø [mm] [in]	pcs
BRF140	40 1 9/16	140 5 1/2	235 9 1/4	5 0.197	4 0.157	13 0.52	1
BRF140(*)	40 1 9/16	140 5 1/2	235 9 1/4	5 0.197	4 0.157	13 0.52	1

(*) Stainless steel A2 | AISI304 version.

ROUND

JOINTS FOR ROUND POLES

- HOT DIP galvanic coating for durability in outdoor applications



CODE	a x b [mm] [in]	d [mm] [in]	s [mm] [in]	Ø pole [mm] [in]	Ø ₁ [mm] [in]	Ø ₂ [mm] [in]	pcs
ROUND100 ①	205 x 65 8 1/16 x 2 9/16	-	2,5 0.098	Ø100 3.94	Ø11 0.44	Ø5 0.20	10
ROUNDE100 ②	117 x 70 4 5/8 x 2 3/4	-	2,5 0.098	Ø100 3.94	Ø11 0.44	Ø5 0.20	10
ROUNDH100 ③	70 x 75 2 3/4 x 2 15/16	70 2 3/4	2,5 0.098	Ø100 3.94	Ø11 0.44	Ø11 0.44	10

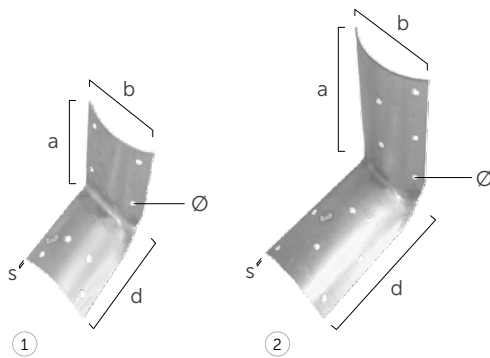
ROUND L

"L" JOINTS FOR ROUND POLES

- HOT DIP galvanic coating for durability in outdoor applications



S235 **HOT DIP**




CODE		a [mm] [in]	d [mm] [in]	b [mm] [in]	s [mm] [in]	Ø pole [mm] [in]	Ø [mm] [in]	pcs
ROUNDL80	①	80 3 1/8	80 3 1/8	57 2 1/4	1,5 0.059	Ø60 - Ø80 Ø2.37 - Ø3.15	Ø5 0.2	100
ROUNDL120	②	123 4 13/16	123 4 13/16	74 2 15/16	1,5 0.059	Ø100 - Ø120 Ø3.94 - Ø4.73	Ø5 0.2	100

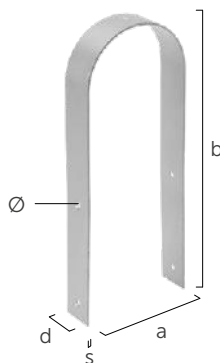
ROUND U

"U" JOINTS FOR ROUND POLES

- HOT DIP galvanic coating for durability in outdoor applications



S235 **HOT DIP**



CODE		a [mm] [in]	b [mm] [in]	d [mm] [in]	s [mm] [in]	Ø [mm] [in]	pcs
ROUNDU80		80 3 1/8	345 13 9/16	40 1 9/16	3 0.118	Ø6 0.24	1
ROUNDU100		100 4	345 13 9/16	40 1 9/16	3 0.118	Ø6 0.24	1
ROUNDU120		120 4 3/4	345 13 9/16	40 1 9/16	3 0.118	Ø6 0.24	1


GATE LATCH

SLIDING LOCK

- Sliding lock with flat handle
- With 6 + 2 holes for countersunk screws
- Steel with white galvanic coating



Zn
ELECTRO
PLATED



CODE	a x b [mm] [in]	c [mm] [in]	d [mm] [in]	e [mm] [in]	Ø [mm] [in]	pcs
GATEL100	100 x 44	16	13	45	Ø5/3,5	10
	4 x 1 3/4	5/8	1/2	1 3/4	Ø 0.2/0.14	
GATEL120	120 x 44	16	13	45	Ø5/3,5	10
	4 3/4 x 1 3/4	5/8	1/2	1 3/4	Ø 0.2/0.14	
GATEL140	140 x 52	20	16	55	Ø5/3,5	10
	5 1/2 x 2 1/16	13/16	5/8	1 3/4	Ø 0.2/0.14	

GATE FLOOR

CANE BOLT

- Complete with 2 angled guide plates, each with 2 countersunk holes
- HOT DIP galvanic coating for durability in outdoor applications



S235

**HOT
DIP**



CODE	H [mm] [in]	c [mm] [in]	Ø [mm] [in]	pcs
GATEF400	400 15 3/4	Ø16 Ø 0.63	Ø6,5 Ø 0.26	5
GATEF500	500 19 3/4	Ø16 Ø 0.63	Ø6,5 Ø 0.26	5

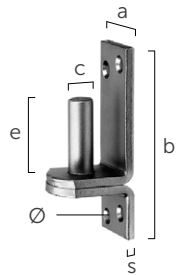
GATE HOOK

GATE PINTLE HINGE

- With holes for countersunk screws
- HOT DIP galvanic coating for durability in outdoor applications



S235 **HOT DIP**



CODE	a x b [mm] [in]	c [mm] [in]	s [mm] [in]	e [mm] [in]	Ø [mm] [in]	pcs
GATEH13	35 x 100 1 3/8 x 4	Ø13 Ø 0.52	4,0 0.157	40 1 9/16	Ø6,5 Ø 0.26	10
GATEH16	40 x 115 1 9/16 x 4 1/2	Ø16 Ø 0.63	4,5 0.177	45 1 3/4	Ø7,2 Ø 0.29	10
GATEH20	60 x 167 2 3/8 x 6 9/16	Ø20 Ø 0.79	6,0 0.236	55 2 3/16	Ø7,2 Ø 0.29	4

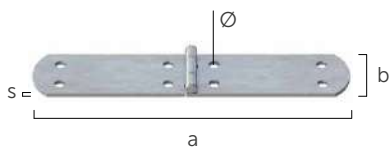
GATE HINGES

HINGE

- With countersunk screw holes and riveted pin
- Steel with white galvanic coating



Zn
ELECTRO
PLATED



CODE	a x b [mm] [in]	s [mm] [in]	Ø [mm] [in]	pcs
HINGE140	135 x 35 5 5/16 x 1 3/8	2 0.079	Ø5,5 Ø 0.22	20
HINGE160	156 x 35 6 1/8 x 1 3/8	2 0.079	Ø5,5 Ø 0.22	20
HINGE200	195 x 35 7 11/16 x 1 3/8	2 0.079	Ø5,5 Ø 0.22	20

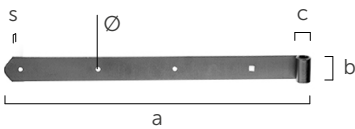
GATE BAND

STRAP


- HOT DIP galvanic coating for durability in outdoor applications



S235 **HOT DIP**














CODE	a x b [mm] [in]	c [mm] [in]	s [mm] [in]	Ø [mm] [in]	pcs
GATEB13300	300 x 40 11 3/4 x 1 9/16	Ø13 Ø 0.52	5,0 0.197	Ø7 Ø 0.28	10
GATEB13500	500 x 40 19 3/4 x 1 9/16	Ø13 Ø 0.52	5,0 0.197	Ø7 Ø 0.28	10
GATEB16400	400 x 45 15 3/4 x 1 3/4	Ø16 Ø 0.63	5,0 0.197	Ø9 Ø 0.36	10
GATEB16700	700 x 45 27 1/2 x 1 3/4	Ø16 Ø 0.63	5,0 0.197	Ø9 Ø 0.36	10
GATEB201200	1200 x 60 47 1/4 x 2 3/8	Ø20 Ø 0.79	8,0 0.315	Ø9 Ø 0.36	1








SCREWS AND FASTENERS FOR TERRACES

PLATES AND ANGLE BRACKETS
POST BASES
SCREWS AND FASTENERS FOR TERRACES
SCREWS FOR TIMBER
SCREWS FOR METAL
CHEMICAL AND METAL ANCHORS
METRIC
SOUNDPROOFING
SEALANTS, TAPES AND PROFILES
ROOF ELEMENTS
MEMBRANES
TOOLS







SCREWS FOR TERRACES 74

	MINI	74
	ZKK	75
	BFO	76
	BFO BUCKET	76
	SCA-HT	77
	SCA-HT BUCKET	77
	ICS	78
	KGA	78
	KGL EVO	79
	KWP	80
	KKA	81

CONCEALED CONNECTORS 83

	SNAP	83
	FLAT FLIP	84
	TVM	85
	GAP 3	86
	GAP 4	86

ACCESSORIES 87

	DECK BAND UV	87
	NAG	87
	PROFID	88
	DECK BASE	88
	GROUND COVER	89
	STAR	89

LEVELLING WEDGES 90

	SHIM	90
	SHIM LARGE	90

SUPPORTS FOR TERRACES 91

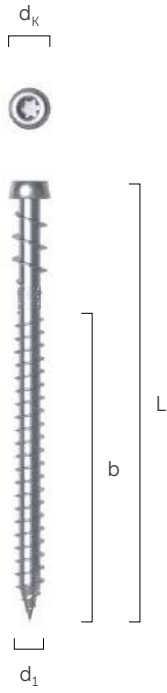

	JFA	91
	SUPPORT	92
	ALU TERRACE	94

MINI



DOUBLE THREAD SCREW WITH CONCEALED HEAD

- Carbon steel version with coloured anti-rust coating for outdoor use in service class 3
- The inverse under-head thread guarantees excellent grip. Small inverted conical head for excellent concealed effect
- The three-lobed body makes it possible to cut the timber grain during screwing. Exceptional timber pull-through
- Application on timber boards with density of <math>< 780 \text{ kg/m}^3</math> (without pre-drilling hole) and <math>< 880 \text{ kg/m}^3</math> (with pre-drilling hole). It can be applied to WPC boards (with pre-drilling hole)
- Ideal for fastening standard Rothoblaas clips (FLAT, FLIP, TVM) in outdoor environments



MINI A4 | AISI316



MINI ORGANIC COATING

Data sheet available online



MINI A4 STAINLESS STEEL

d ₁ [mm] [in]	d _k [mm] [in]	CODE	L		b		A		pcs
			[mm]	[in]	[mm]	[in]	[mm]	[in]	
5 0.20 TX 20	6,75 0.266	MNA550	53	2 1/16	35	1 3/8	18	5/16	200
		MNA560	60	2 3/8	40	1 9/16	22	9/16	200
		MNA570	70	2 3/4	50	1 15/16	27	9/16	100

MINI STEEL WITH ANTI-CORROSION COATING

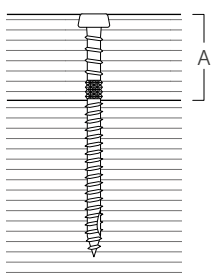
d ₁ [mm] [in]	d _k [mm] [in]	CODE	L		b		A		colour	pcs
			[mm]	[in]	[mm]	[in]	[mm]	[in]		
5 0.20 TX 20	6,75 0.266	MNB550	53	2 1/16	35	1 3/8	18	11/16	●	200
		MNB560	60	2 3/8	40	1 9/16	22	7/8	●	200
		MNB570	70	2 3/4	50	1 15/16	27	1 1/16	●	100
		KKTN540(*)	40	1 9/16	36	1 7/16	16	5/8	●	200
		KKTN550	53	2 1/16	35	1 3/8	18	11/16	●	200
		KKTN560	60	2 3/8	40	1 9/16	22	7/8	●	200
		KKTV550	53	2 1/16	35	1 3/8	18	11/16	●	200
		KKTV560	60	2 3/8	40	1 9/16	22	7/8	●	200
		KKTV570	70	2 3/4	50	1 15/16	27	1 1/16	●	100


(*) Full threaded screw.

RANGE OF COLOURS AVAILABLE:

- mouse grey
- brown
- black
- green
- sand

A maximum fastening thickness






ZKK A2 | AISI304

COUNTERSUNK CYLINDRICAL HEAD SCREW

- Special tip with sword-shaped geometry designed to efficiently drill very high density woods without pre-drill (with pre-drill, over 1000 kg/m³)
- The larger diameter under-head thread ensures an effective grip, guaranteeing good coupling of the wooden elements. Concealed head
- Available in a version in antique-burnished stainless steel, ideal to guarantee superb camouflaging in the timber
- Use in aggressive outdoor environments. Suitable for service classes 1-2-3
- Application on timber boards with density of < 780 kg/m³ (without pre-drilling hole) and < 1240 kg/m³ (with pre-drilling hole). It can be applied to WPC boards (with pre-drilling hole)
- Also tested on very high density woods, such as IPE, massaranduba or bamboo Microllam® (over 1000 kg/m³)



ZKK BRONZE A2 | AISI304

Data sheet available online



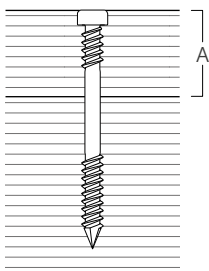
ZKK A2 | AISI304


d ₁ [mm] [in]	d _k [mm] [in]	CODE	L		b ₁		b ₂		A		pcs
			[mm]	[in]	[mm]	[in]	[mm]	[in]	[mm]	[in]	
5 0.20 TX 25	6,80 0.268	ZKK550	50	1 15/16	11	7/16	22	7/8	28	1 1/8	200
		ZKK560	60	2 3/8	11	7/16	27	1 1/16	33	1 5/16	200
		ZKK570	70	2 3/4	11	7/16	32	1 1/4	38	1 1/2	100

ZKK BRONZE A2 | AISI304

d ₁ [mm] [in]	d _k [mm] [in]	CODE	L		b ₁		b ₂		A		pcs
			[mm]	[in]	[mm]	[in]	[mm]	[in]			
5 0.20 TX 25	6,80 0.268	ZKKB550	50	1 15/16	11	7/16	22	7/8	28	1 1/8	200
		ZKKB560	60	2 3/8	11	7/16	27	1 1/16	33	1 5/16	200

A maximum fastening thickness





BFO



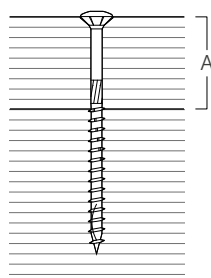
EN 14592

ROUND-HEAD SCREW AND REINFORCED SHANK

- Countersunk teardrop shaped head with curved surface for a pleasant look and firm grip with the bit
- The increased shank diameter with high torsional strength for a strong, safe screwing even in high density woods
- In A2 | AISI305 stainless steel, it is suitable for service classes 1-2-3
- It can be used without pre-drill, in woods having a maximum density of 550 kg/m³



A maximum fastening thickness



Data sheet available online

A2
AISI 305



d ₁ [mm] [in]	d _k [mm] [in]	CODE	L		b		A		pcs
			[mm]	[in]	[mm]	[in]	[mm]	[in]	
5 0.20 TX 25	8,00 0.315	BFO550	50	1 15/16	30	1 3/16	20	13/16	200
		BFO560	60	2 3/8	36	1 7/16	24	15/16	200
		BFO570	70	2 3/4	42	1 5/8	28	1 1/8	100

BFO BUCKET



EN 14592

SCREWS IN BUCKET 1000

- Practical version with 1000 pieces per package
- Packaging that guarantees durability even in rainy conditions
- PET plastic box, durable, impact-resistant and reusable

A2
AISI 305




d ₁ [mm] [in]	d _k [mm] [in]	CODE	L		b		A		pcs
			[mm]	[in]	[mm]	[in]	[mm]	[in]	
5 0.20 TX 25	8,00 0.315	BFOBUC550	50	1 15/16	30	1 3/16	20	13/16	1000
		BFOBUC560	60	2 3/8	36	1 7/16	24	15/16	1000



SCA-HT

SCREW WITH COUNTERSUNK HEAD




- Simple geometry, optimised to provide good performance at a low cost
- Smooth under-head ideal for fastening stainless steel clips and hinges
- Use in aggressive outdoor environments. Suitable for service classes 1-2-3
- Application on timber boards with density of < 470 kg/m³ (without pre-drilling hole) and < 570 kg/m³ (with pre-drilling hole)



Data sheet available online



A maximum fastening thickness



d ₁ [mm] [in]	d _k [mm] [in]	CODE	L [mm] [in]	b [mm] [in]	A [mm] [in]	pcs
4 0.16 TX 20	8,00 0.315	SCA440H	40 1 9/16	24 15/16	16 5/8	200
		SCA450H	50 1 15/16	30 1 3/16	20 13/16	200
4,5 0.18 TX 20	9,00 0.354	SCA4550H	50 1 15/16	30 1 3/16	20 13/16	200
		SCA4560H	60 2 3/8	36 1 7/16	24 15/16	200
5 0.20 TX 25	10,00 0.394	SCA550H	50 1 15/16	30 1 3/16	20 13/16	200
		SCA560H	60 2 3/8	36 1 7/16	24 15/16	200
		SCA570H	70 2 3/4	42 1 5/8	28 1 1/8	200
		SCA580H	80 3 1/8	48 1 7/8	32 1 1/4	100


SCA-HT BUCKET

SCREWS IN BUCKET 1000

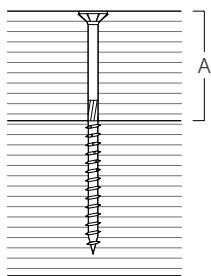
- Practical version with 1000 pieces per package
- Packaging that guarantees durability even in rainy conditions
- PET plastic box, durable, impact-resistant and reusable



d ₁ [mm] [in]	d _k [mm] [in]	CODE	L [mm] [in]	b [mm] [in]	A [mm] [in]	pcs
5 0.20 TX 25	10,00 0.394	SCABUC560H	60 2 3/8	36 1 7/16	24 15/16	1000
		SCABUC570H	70 2 3/4	42 1 5/8	28 1 1/8	1000



A maximum fastening thickness



ICS



SCREW WITH COUNTERSUNK HEAD

- Tip with setback notch, asymmetric "umbrella" thread, elongated cutter and sharp under-head ribs
- Geometric details provide the screw with greater torsional strength for more secure screwing
- Austenitic stainless steel A2 | AISI305 for high corrosion resistance. Ideal for aggressive environments
- Use in aggressive outdoor environments. Suitable for service classes 1-2-3
- Application on timber boards with density of < 470 kg/m³ (without pre-drilling hole) and < 620 kg/m³ (with pre-drilling hole)



Data sheet available online



d ₁ [mm] [in]	d _k [mm] [in]	CODE	L		b		A		pcs
			[mm]	[in]	[mm]	[in]	[mm]	[in]	
5 0.20 TX 25	10,00 0.394	ICS5050	50	1 15/16	24	15/16	26	1 1/32	200
		ICS5060	60	2 3/8	30	1 3/16	30	1 3/16	200
		ICS5070	70	2 3/4	35	1 3/8	35	1 3/8	100

KGA



UNIVERSAL PAN HEAD SCREW

- The flat under-head accompanies absorption of the shavings, preventing the formation of cracks in the timber for an excellent surface finish
- Martensitic stainless steel with an excellent balance between mechanical resistance and corrosion resistance. Outdoor use
- Application on timber boards with density of < 780 kg/m³ (without pre-drilling hole) and WPC boards (with pre-drilling hole)



Data sheet available online




d ₁ [mm] [in]	d _k [mm] [in]	CODE	L		b		A		pcs
			[mm]	[in]	[mm]	[in]	[mm]	[in]	
4 0.16 TX 20	7,70 0.303	KKF440	40	1 9/16	24	15/16	16	5/8	500
		KKF445	45	1 3/4	30	1 3/16	15	9/16	200
4,5 0.18 TX 20	8,70 0.343	KGA4550	50	1 15/16	30	1 3/16	20	13/16	250
		KGA4560	60	2 3/8	35	1 7/16	25	15/16	200
		KKF4570	70	1 15/16	40	1 3/16	30	13/16	200
5 0.20 TX 25	9,65 0.380	KGA550	50	2 3/8	30	1 7/16	20	15/16	200
		KGA560	60	2 3/4	35	1 5/8	25	1 1/8	200
		KGA570	70	3 1/8	40	1 7/8	30	1 1/4	100


KGL EVO

SCREW WITH C4 EVO COATING AND PAN HEAD

- Multi-layer EVO coating based on epoxy and aluminium flakes. No rust after 1440 hours of salt spray exposure (ISO 9227)
- It can be used outdoors in coastal and industrial areas
- The 5,0 mm sizes are also ideal for timber-to-timber joints, the 8 mm sizes for metal profiles and post bases



KGL EVO Ø5



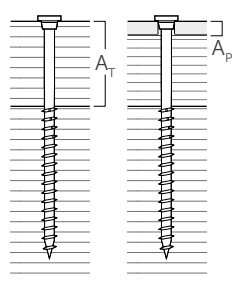
KGL EVO Ø8

Data sheet available online



d ₁	d _k	CODE	L	b	A _T	A _P	pcs
[mm] [in]	[mm] [in]		[mm] [in]	[mm] [in]	[mm] [in]	[mm] [in]	
5 0.20 TX 25	9,65 0.380	KGLEVO560	60 2 3/8	35 1 3/8	25 1	1,0÷10 0.039÷0.394	200
		HBSPEVO840	40 1 9/16	32 1 1/4	8 -	1,0÷15 0.039÷0.591	100
8 0.32 TX 40	14,50 0.571	KGLEVO860	60 2 3/8	52 1 3/8	8 1	1,0÷15 0.039÷0.591	100
		KGLEVO880	80 3 1/8	55 1 9/16	25 1 9/16	1,0÷15 0.039÷0.591	100
		KGLEVO8100	100 4	75 1 3/16	25 2 3/4	1,0÷15 0.039÷0.591	100

A maximum fastening thickness



RELATED PRODUCTS



POST BASES

from page 44



SKR HT

SCREW ANCHORS
page 132

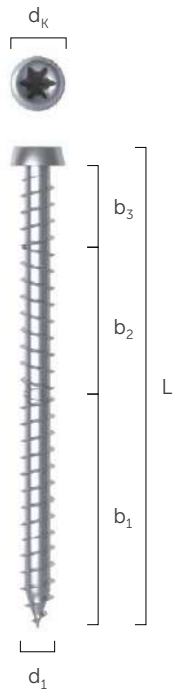


ALUMINI HT

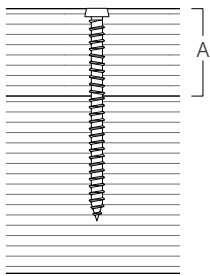
CONCEALED BRACKET
WITHOUT HOLES
page 13

KWP

SCREW FOR WPC BOARDS




A maximum fastening thickness



- Special geometry specifically designed for fastening WPC boards to a wood or WPC substructure, even without pre-drilling
- The combination of the two under-head threads causes removal of the WPC fibres. Exceptional timber pull-through into the WPC
- Removal of plastic fibres from the WPC guarantees an excellent board finish. Small conical head ensures that it will be concealed in the WPC
- Use in aggressive outdoor environments. Suitable for service classes 1-2-3
- Application on timber boards with density of <math>< 780 \text{ kg/m}^3</math> (without pre-drilling hole) and <math>< 880 \text{ kg/m}^3</math> (with pre-drilling hole). It can be applied to WPC boards (without pre-drilling hole)
- A2 | AISI305 austenitic stainless steel



 Data sheet available online


A2
AISI 305

 INCLUDED

d ₁	d _k	CODE	L		b ₁		b ₂		b ₃		A		pcs
[mm]	[in]	[mm] [in]	[mm]	[in]	[mm]	[in]	[mm]	[in]	[mm]	[in]	[mm]	[in]	
5	6,75	KWP560	60	2 3/8	36	1 7/16	15	9/16	6,5	1/4	25	1	200
0,20	0,266												
TX 25													

SNAP


The SNAP clip is multipurpose: it can be used as a concealed connector for boards, as a spacer between boards and battens, and it can combine both functions to ensure excellent durability of the deck under construction. And it gets installed in the time of a snap of the fingers!



Make it easy.

KKA

SELF-DRILLING SCREW TIMBER-TO-ALUMINIUM

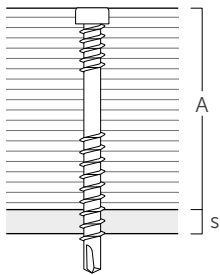


KKA Ø5

- Self-perforating timber-to-metal tip with special bleeder geometry. Ideal for fastening timber or WPC boards to aluminium substructures
- Short version ideal for fastening clips, plates and angle brackets to aluminium substructures. It can be used to fasten aluminium-to-aluminium overlaps
- AISI 410 martensitic stainless steel with an excellent balance between mechanical resistance and corrosion resistance
- Carbon steel version with coloured anti-rust coating for outdoor use in service class 3. Concealed effect on dark substructures and clips
- Application on timber boards with density of < 880 kg/m³ on aluminium with a thickness of < 3,2 mm (without pre-drilling hole).



A maximum fastening thickness



Data sheet available online

410
AISI

ORGANIC COATING

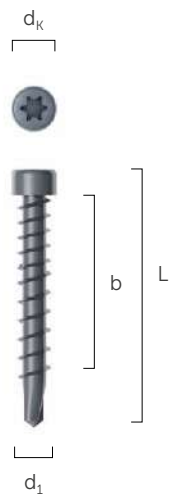
INCLUDED

410
AISI

KKA AISI 410

d ₁	d _k	CODE	L		b ₁		b ₂		A		s		pcs
[mm] [in]	[mm] [in]		[mm] [in]	[mm] [in]	[mm] [in]	[mm] [in]	[mm] [in]	[mm] [in]	[mm] [in]	[mm] [in]	[mm] [in]		
4 0.16 TX 20	6,30 0,248	KKA420	20 13/16	11,4 7/16	-	-	-	-	1 ÷ 2,5	0.039 ÷ 0.098		200	
5 0.20 TX 25	6,80 0,268	KKA540	40 1 9/16	15,5 5/8	11	7/16	29	1 1/8	2 ÷ 3	0.079 ÷ 0.118		100	
		KKA550	50 1 15/16	20,5 13/16	11	7/16	39	1 9/16	2 ÷ 3	0.079 ÷ 0.118		100	

s thickness, steel plate S235/St37
 s thickness, aluminium plate

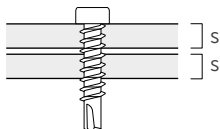


KKA Ø4 | KKAN Ø4

KKA COLOR

d ₁	d _k	CODE	L		b		A		s		pcs
[mm] [in]	[mm] [in]		[mm] [in]	[mm] [in]	[mm] [in]	[mm] [in]	[mm] [in]	[mm] [in]	[mm] [in]		
4 0.16 TX 20	6,30 0,248	KKAN420	20 13/16	10 3/8	-	-	2 ÷ 3	0.079 ÷ 0.118		200	
		KKAN430	30 1 3/16	20 13/16	22	7/8	2 ÷ 3	0.079 ÷ 0.118		200	
		KKAN440	40 1 9/16	30 1 3/16	32	1 1/4	2 ÷ 3	0.079 ÷ 0.118		200	
5 0.20 TX 25	6,80 0,268	KKAN540	40 1 9/16	29 1 1/8	29	1 1/8	2 ÷ 3	0.079 ÷ 0.118		200	

s thickness, steel plate S235/St37
 s thickness, aluminium plate





EASY DECK

Whether you want to build a terrace with exposed or concealed fastening, we have prepared a selection of products that, along with our application suggestions, allow quick and easy construction with guaranteed durability.

MINI | SNAP | DECK BAND UV | DECK BASE

Find out the products inside the catalogue!




Make it easy.

SNAP

CONCEALED CONNECTOR AND SPACER FOR TERRACES

- Versatile. It can be used both as a concealed connector for boards and as a spacer between boards and battens
- Developed to be self combined. By assembling two pieces, both functionalities are summed up for maximum efficiency and convenience
- Used as a spacer, it creates micro-ventilation under the boards and thus prevents water stagnation and ensures excellent patio durability
- PP (Polypropylene) material provides excellent durability at an affordable price



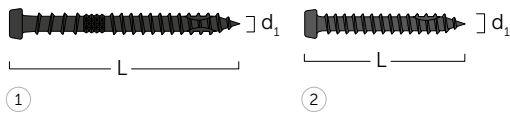
 Data sheet available online



CODE	material	P x B x s [mm] [in]	f [mm] [in]	Ø [mm] [in]	pcs
SNAP	polypropylene	70 x 28 x 4 2 3/4 x 1 1/8 x 0.157	7 1/4	5.5 0.22	100

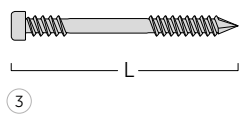
FASTENERS

MINI - fastening on timber see page 74



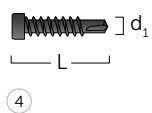
d ₁ [mm]	CODE		L [mm]	[in]	pcs
5 TX 20	MNB550	①	53	2 1/16	200
	MNB560	①	60	2 3/8	200
	KKTN540	②	40	1 9/16	200
	KKTN550	①	53	2 1/16	200

ZKK A2 | AISI304 - fastening on hardwood see page 75



d ₁ [mm]	CODE		L [mm]	[in]	pcs
5 TX 25	ZKK550	③	50	1 15/16	200
	ZKK560		60	2 3/8	200

KKA COLOR - fastening on aluminium see page 81




d ₁ [mm]	CODE		L [mm]	[in]	pcs
4 TX 20	KKAN430	④	30	1 3/16	200
	KKAN440		40	1 9/16	200

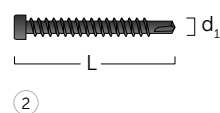
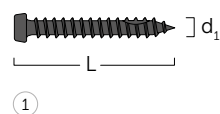
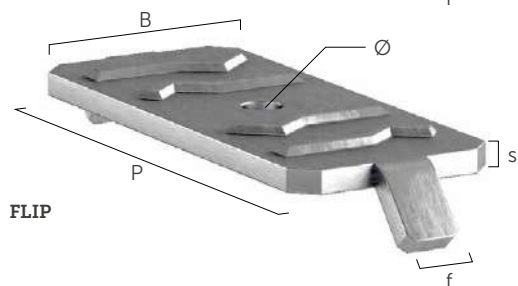
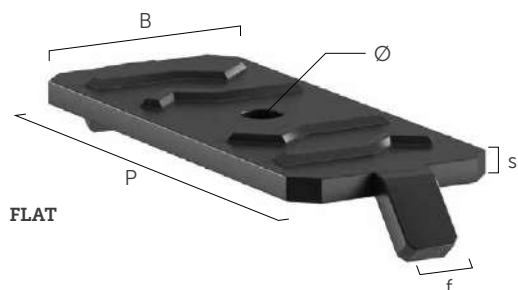
FLAT | FLIP

CONCEALED FASTENING FOR TERRACES

- Completely hidden. The version in aluminium with black coating guarantees an attractive result; the galvanized steel version offers good performance at low cost
- Fast, easy installation thanks to the single-screw fastening and the integrated spacer-tab for precise spacing. Ideal for application with the PROFID spacer
- Makes it possible to install deck planks regardless of the position of the grooving (symmetrical). Ribbed surface provides high mechanical strength
- Aluminium with coloured organic coating and carbon steel with zinc plated
- Outdoor use. Fastening timber or WPC boards on substructures in wood, WPC or aluminium. Suitable for service classes 1-2-3



 Data sheet available online



FLAT

alu

CODE	material	P x B x s [mm] [in]	f [mm] [in]	Ø [mm] [in]	pcs
FLAT	black alluminum	54 x 27 x 4 2 1/8 x 1 1/16 x 0.157	7 1/4	5,3 0.21	200

FLIP

Zn
ELECTRO
PLATED

CODE	material	P x B x s [mm] [in]	f [mm] [in]	Ø [mm] [in]	pcs
FLIP	zinc-plated steel	54 x 27 x 4 2 1/8 x 1 1/16 x 0.157	7 1/4	5,3 0.21	200

FASTENERS

MINI - fastening on timber and WPC

see page 74

d ₁ [mm] [in]	CODE	L [mm] [in]	pcs
5 0.20 TX 20	KKTN540 ①	40 1 9/16	200


KKA COLOR - fastening on aluminium

see page 81

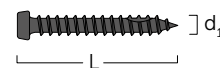

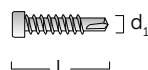
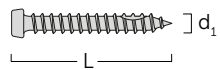
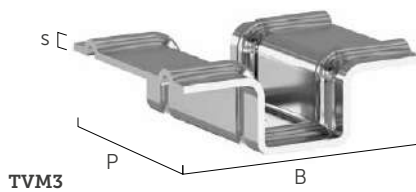
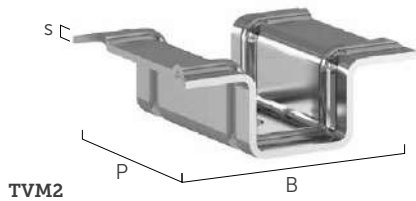

d ₁ [mm] [in]	CODE	L [mm] [in]	pcs
5 0.20 TX 25	KKAN540 ②	40 1 9/16	200

CONCEALED CONNECTOR FOR TIMBER BOARDS

- Different sizes for applications on boards with different thickness and gaps of varying width. Black version for a totally concealed effect
- The A2 | AISI 304 stainless steel ensures high resistance to corrosion
- The micro-ventilation between the boards helps the durability of the wooden elements
- Ideal for boards with asymmetrical grooving

 Data sheet available online

A2
AISI 304



TVM A2 | AISI304

CODE	material	P x B x s [mm] [in]	Ø [mm] [in]	pcs
TVM1	A2 AISI304	22,5 x 31 x 2,5 7/8 x 1 1/4 x 0.098	5 0.21	500
TVM2	A2 AISI304	22,5 x 28 x 2,5 7/8 x 1 1/8 x 0.098	5 0.21	500
TVM3	A2 AISI304	30 x 29,4 x 2,5 1 3/16 x 1 3/16 x 0.098	5,2 0.21	500

FASTENERS

KKT X - fastening on timber and WPC

d ₁ [mm] [in]	CODE		L [mm] [in]	pcs
5 0.20 TX 20	KKTX520A4	①	20 13/16	200
	KKTX525A4	①	25 1	200
	KKTX530A4	①	30 1 3/16	200
	KKTX540A4	①	40 1 9/16	200

KKA AISI410 - fastening on aluminium

see page 81

d ₁ [mm] [in]	CODE		L [mm] [in]	pcs
4 0.16 TX 20	KKA420	②	20 13/16	200

TVM COLOR

CODE	material	P x B x s [mm] [in]	Ø [mm] [in]	pcs
TVMN4	A2 AISI304 with black coating	23 x 36 x 2,5 7/8 x 1 7/16 x 0.098	5,3 0.21	200

FASTENERS

MINI - fastening on timber and WPC

see page 74

d ₁ [mm] [in]	CODE		L [mm] [in]	pcs
5 0.20 TX 20	KKTN540	①	40 1 9/16	200

KKA COLOR - fastening on aluminium


see page 81

d ₁ [mm] [in]	CODE		L [mm] [in]	pcs
4 0.16 TX 20	KKAN420	②	20 13/16	200

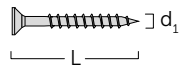
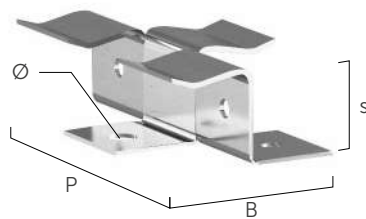
GAP 3

CONNECTOR FOR TERRACES AND FACADES

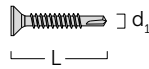
- Available in A2 | AISI304 stainless steel for high corrosion resistance
- Ideal for making floors with narrow joints between boards (from 3,0 mm)
- For symmetrically grooved boards such as those in WPC or high-density timber
- Outdoor use. Suitable for service classes 1-2-3

 Data sheet
available online

A2
AISI 304



①



②

CODE	material	P x B x s [mm] [in]	Ø [mm] [in]	pcs
GAP3	A2 AISI304	40 x 30 x 11 1 9/16 x 2 1/16 x 0.433	5,4 0.22	500


FASTENERS

d ₁ [mm]	CODE	L [mm] [in]	fastening on	pcs
3,5 0.14 TX 10	SCA3525	① 25 1	timber and WPC	500
	SCA3535	① 35 1 9/16	timber and WPC	500
3,5 0.14 TX 15	SBNA23525	② 25 1	aluminium	1000

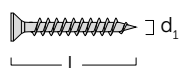
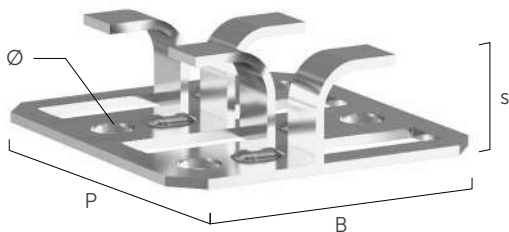
GAP 4

CONNECTOR FOR TERRACES AND FACADES

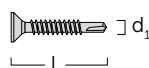
- In bright zinc plated carbon steel to provide good performance at a low cost
- Ideal for making floors with narrow joints between boards (from 3,0 mm).
Fastening is performed before the board is positioned
- For symmetrically grooved boards such as those in WPC or high-density timber

 Data sheet
available online

Zn
ELECTRO
PLATED



①



②

CODE	material	P x B x s [mm] [in]	Ø [mm] [in]	pcs
GAP4	zinc-plated steel	41,5 x 42,5 x 12 1 5/8 x 1 11/16 x 0.472	5,2 0.21	500

FASTENERS

d ₁ [mm]	CODE	L [mm] [in]	fastening on	pcs
3,5 0.14 TX 15	HTS3525H	① 25 1	timber and WPC	1000
	HTS3535H	① 35 1 9/16	timber and WPC	500
3,5 0.14 TX 15	SBN3525	② 25 1	aluminium	500

DECK BAND UV



ADHESIVE BUTYL TAPE FOR PROTECTING JOIST

- It extends the terrace's life by protecting the battens from moisture and rain-water run-off
- Weatherproof, tear and UV-resistant
- It adheres perfectly to timber, concrete and metal



Data sheet available online



CODE	B		L		pcs
	[mm]	[in]	[m]	[in]	
DECKUV75	75	3.0	10	3.3	8

Thickness: 0,8 mm | 31 mil

OTHER SIZES AVAILABLE



TERRA BAND UV
BUTYL ADHESIVE TAPE
page 186




ALU BUTYL BAND
REFLECTING BUTYL ADHESIVE TAPE
page 185

NAG

LEVELING PAD

- Available in 3 thicknesses (2,0, 3,0 and 5,0 mm), can also be overlapped to obtain different thicknesses and thus effectively level the patio substructure
- The EPDM material guarantees excellent durability, is not subject to sagging in time and does not suffer from exposure to sunlight




CODE	B		L		s		density		shore A	pcs
	[mm]	[in]	[mm]	[in]	[mm]	[in]	[kg/m ³]	[oz/in ³]		
NAG60602	60	2 3/8	60	2 3/8	2	0.079	1200	0.69	65	50
NAG60603	60	2 3/8	60	2 3/8	3	0.118	1200	0.69	65	30
NAG60605	60	2 3/8	60	2 3/8	5	0.197	1200	0.69	65	20

Application temperature from -35°C | +90°C.

PROFID

SQUARE SECTION PROFILE

- The EPDM profile creates micro-ventilation under the boards and thus prevents water stagnation and provides excellent patio durability
- The EPDM guarantees excellent durability. With a density of over 1200 kg/m³, it guarantees high crushing resistance and is also ideal for high loads




CODE	B		L		s		density		shore A	pcs
	[mm]	[in]	[m]	[ft]	[mm]	[in]	[kg/m ³]	[oz/in ³]		
PROFID	8	5/16	40	131	8	5/16	1220	0.69	65	8

DECK BASE

GRANULAR RUBBER SUBSTRATE

- Available in sheet, roll or pad. Extremely versatile thanks to the variety of formats
- Made of granules of recycled rubber thermal-bonded with polyurethane. Resistant to chemical interactions, maintains its characteristics in time and is 100% recyclable
- The thermal-bonded rubber granules dampen vibrations, thus insulating the noise produced by footsteps. Also ideal as a wall barrier and resilient strip for acoustic separation
- Perfect as a substrate of patio substructures. Permeable to water, ideal for outdoor use



Data sheet available online



CODE		B		L		s		density		shore A	pcs
		[mm]	[in]	[m]	[ft]	[mm]	[in]	[kg/m ³]	[oz/in ³]		
GRANULOROLL	①	80	3 1/8	6	20	8	0.315	750	0.43	50	1
GRANULOMAT	②	1250	49 3/16	10	33	6	0.236	750	0.43	50	1
BASEPAD	③	80 x 80	3 1/8 x 3 1/8	-	-	10	0.394	750	0.43	50	20

GROUND COVER

ROOT-RESISTANT SHEET

- It prevents the growth of grass and roots and provides protection for the substructure. Permeable to water, allowing it to flow off
- The polypropylene non-woven fabric (50 g/m²) effectively separates the patio substructure from the ground
- To be used together with TERRA BAND UV tape for joints and overlaps



CODE	H		L		A		mass per unit area		pcs
	[m]	[ft]	[m]	[ft]	[m ²]	[ft ²]	[g/m ²]	[oz/ft ²]	
COVER50	1,6	5	10	33	10	108	50	0.16	1

STAR

STAR FOR DISTANCES

- The 5 most common dimensions in the construction of terraces and façades in a single tool
- It allows to create uniform joints easily




CODE	thickness		pcs
	[mm]	[in]	
STAR	from 4 to 8	from 0.157 to 0.315	4

SHIM

LEVELLING WEDGES

- Five different thicknesses to compensate the elements at the base with precision
- Special plastic with a capacity of 200 kg stable over time




CODE	colour	B		L		s		pcs
		[mm]	[in]	[mm]	[in]	[mm]	[in]	
SHBLUE	blue	22	7/8	100	4	1	1/32	500
SHBLACK	black	22	7/8	100	4	2	1/16	500
SHRED	red	22	7/8	100	4	3	1/8	500
SHWHITE	white	22	7/8	100	4	4	3/16	500
SHYELLOW	yellow	22	7/8	100	4	5	3/16	500

SHIM LARGE

LARGE BIOPLASTIC SPACERS

- Five different thicknesses identifiable by colours
- High capacity up to 6000 kg



CODE	colour	B		L		s		pcs
		[mm]	[in]	[mm]	[in]	[mm]	[in]	
LSHRED	red	50	1 15/16	160	6 1/4	2	1/16	250
LSHGREEN	green	50	1 15/16	160	6 1/4	3	1/8	250
LSHBLUE	blue	50	1 15/16	160	6 1/4	5	3/16	250
LSHWHITE	white	50	1 15/16	160	6 1/4	10	3/8	100
LSHYELLOW	yellow	50	1 15/16	160	6 1/4	15	9/16	100
LSHMIX	mix ^(*)	50	1 15/16	160	6 1/4	see above		80


^(*) 20 pcs. red, 20 pcs. green, 20 pcs. blue, 10 pcs. white, 10 pcs. yellow.

JFA

ADJUSTABLE SUPPORT FOR TERRACES


- The height-adjustable support can easily adapt to variations in substrate level. The rise also allows for ventilation under the joists
- It can be adjusted both from below, with a SW 10 wrench, or from above, using a flat-tip screwdriver. Fast, practical, versatile system
- The TPE plastic support base reduces the noise produced by footsteps. The ball-joint can adapt to uneven surfaces
- Bright zinc plated carbon steel
- Outdoor use. Suitable for service classes 1-2-3



 Data sheet available online

Zn
ELECTRO
PLATED

 CALCULATION
TOOL



CODE	screw \varnothing x L		assembly height R		H		pcs
	[mm]	[in]	[mm]	[in]	[mm]	[in]	
JFA840	8x40	0.32 x 1 9/16	$25 \leq R \leq 40$	$1 \leq R \leq 1 9/16$	51	2	100
JFA860	8x60	0.32 x 2 3/8	$25 \leq R \leq 57$	$1 \leq R \leq 2 1/4$	71	2 13/16	100
JFA880	8x80	0.32 x 3 1/8	$25 \leq R \leq 77$	$1 \leq R \leq 3 1/16$	91	3 9/16	100



POP TOOLS

Make clever use of your exhibition spaces thanks to our systems! Get more information from your Technical Consultant.


Make it easy.

SUPPORT

ADJUSTABLE SUPPORT FOR TERRACES

- The Small version (SUP-S) can be raised by up to 37 mm, the Medium version (SUP-M) by up to 220 mm and the Large version (SUP-L) by up to 1020 mm. All versions are height adjustable
- Sturdy system suitable for heavy loads. The Small (SUP-S) and Medium (SUP-M) versions can handle up to 400 kg. The Large version (SUP-L) can handle up to 1000 kg
- All versions can be combined with a special head to facilitate lateral fastening to the joist, which may be made of either timber or aluminium. A tile adapter is also available on request
- For raising and levelling the substructure
- Outdoor use. Suitable for service classes 1-2-3
- UV-resistant and suitable also for aggressive environment conditions. Ideal for use in combination with ALU TERRACE profile



 Data sheet available online



SUPSLHEAD1



SUPMHEAD1



SUPMHEAD2

SUPPORT SUP-S

CODE	Ø		H		pcs
	[mm]	[in]	[mm]	[in]	
SUPS2230	150	5.91	22 - 30	7/8 - 1 3/16	20
SUPS2840	150	5.91	28 - 40	1 1/8 - 1 9/16	20

HEAD FOR SUP-S

CODE	Ø		Ø ₁		pcs
	[mm]	[in]	[mm]	[in]	
SUPSLHEAD1	70	5.91	3 x 14	3 x 0.56	20

SUPPORT SUP-M

CODE	Ø		H		pcs
	[mm]	[in]	[mm]	[in]	
SUPM3550	200	7.88	35-50	1 3/8 - 1 15/16	25
SUPM5070	200	7.88	50-70	1 15/16 - 2 3/4	25
SUPM65100	200	7.88	65-100	2 9/16 - 4	25
SUPM95130	200	7.88	95-130	3 3/4 - 5 1/8	25
SUPM125160	200	7.88	125-160	4 15/16 - 6 1/4	25
SUPM155190	200	7.88	155-190	6 1/8 - 7 1/2	25
SUPM185220	200	7.88	185-220	7 1/4 - 8 5/8	25

HEAD FOR SUP-M

CODE	B x P		Ø		Ø ₁		pcs
	[mm]	[in]	[mm]	[in]	[mm]	[in]	
SUPMHEAD1	-	-	120	4.73	-	-	25
SUPMHEAD2	120x90	4 3/4 x 3 1/2	30	1.19	3 x 14	3 x 0.56	25

SUPPORT SUP-L



CODE	Ø		H		pcs
	[mm]	[in]	[mm]	[in]	
SUPL3750(*)	200	7.88	37-50	1 7/16 - 1 15/16	20
SUPL5075(*)	200	7.88	50-75	1 15/16 - 2 15/16	20
SUPL75125(*)	200	7.88	75-125	2 15/16 - 4 15/16	20
SUPL125225	200	7.88	125-225	4 15/16 - 8 7/8	20
SUPL225325	200	7.88	225-325	8 7/8 - 12 3/4	20
SUPL325425	200	7.88	325-425	12 3/4 - 16 3/4	20
SUPL425525	200	7.88	425-525	16 3/4 - 20 11/16	20
SUPL525625	200	7.88	525-625	20 11/16 - 24 5/8	20
SUPL625725	200	7.88	625-725	24 5/8 - 28 9/16	20
SUPL725825	200	7.88	725-825	28 9/16 - 32 1/2	20
SUPL825925	200	7.88	825-925	32 1/2 - 36 7/16	20
SUPL9251025	200	7.88	925-1025	36 7/16 - 40 3/8	20

(*)SUPLEXT100 extension not usable

HEAD FOR SUP-L



CODE	description	B x P		Ø		Ø ₁	pcs	
		[mm]	[in]	[mm]	[in]	[mm]		[in]
SUPLHEAD1	decking head	70x110	2 3/4 x 4 3/8	-	-	3 x 14	3 x 0.56	20
SUPLHEAD2	decking head	60x40	2 3/8 x 1 9/16	-	-	-	-	20
SUPLHEAD3	ceramic tile head	-	-	30	1.19	-	-	20

EXTENSIONS AND SLOPE ADAPTERS FOR SUP-M AND SUP-L



CODE	H		Ø		∠	pcs
	[mm]	[in]	[mm]	[in]		
SUPMEXT30	30	1 3/16	-	-	-	25
SUPLEXT100	100	4	-	-	-	100
SUPCORRECT1	-	-	200	7.88	1%	20
SUPCORRECT2	-	-	200	7.88	2%	20
SUPCORRECT3	-	-	200	7.88	3%	20

SUPMEXT30 extension cable for SUP-M, SUPLEXT100 extension for SUP-L

ACCESSORIES



CODE	description	pcs
SUPLKEY	key for adjustment from the top	1
SUPLRING1	stem lock ring	20
SUPLRING2	rotation lock ring	5

SUPLKEY and SUPLRING2 accessories can only be used with the SUPLHEAD3 head

RELATED PRODUCTS



ALU TERRACE
ALUMINIUM PROFILE FOR PATIOS
page 94



SNAP
CONCEALED CONNECTOR AND SPACER FOR TERRACES
page 83



DECK BASE
GRANULAR RUBBER SUBSTRATE
page 88



KKA
SELF-DRILLING SCREW TIMBER-TO-ALUMINIUM
page 81

ALU TERRACE

ALUMINIUM PROFILE FOR PATIOS

- ALUTERRA30 version for standard loads. ALUTERRA50 version, in black, for very high loads; can be used on both sides
- ALUTERRA50 designed with a very high inertia so that the SUPPORTS can be positioned every 1,10 m (along the profile midline), even with high loads (4,0 kN/m²)
- The substructure made of aluminium profiles guarantees excellent patio durability. The drainage channel allows water to run off and generates effective micro-ventilation
- Aluminium, and aluminium with class 15 anodisation, version with graphite black colouring for increased corrosion resistance and a concealed effect
- Ideal for use in combination with SUPPORT, fixed laterally with KKA screws. System with excellent durability


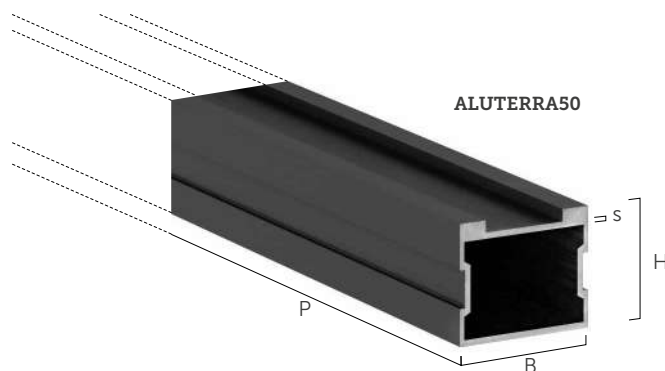
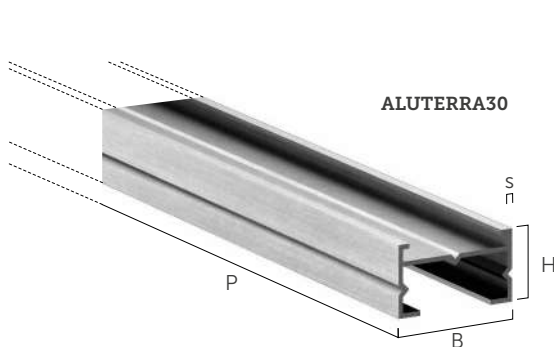


Data sheet available online

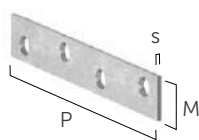


CODE	H		s		B		P		material	pcs
	[mm]	[in]	[mm]	[in]	[mm]	[in]	[mm]	[in]		
ALUTERRA30	30	1 3/16	1,8	0.071	52	2 1/16	2200	86 5/8	aluminium	1
ALUTERRA50	50	1 15/16	2,5	0.098	63	2 1/2	2200	86 5/8	black alluminium	1

Upon request, P = 3000 mm version is available



WHOI1540



LBVI15100

ACCESSORIES

CODE	s		M		P		H		material	pcs
	[mm]	[in]	[mm]	[in]	[mm]	[in]	[mm]	[in]		
LBVI15100	1,75	0.069	15	9/16	100	4	-	-	A2 AISI304	50
WHOI1540	1,75	0.069	15	9/16	40	1 9/16	40	1 9/16	A2 AISI304	50

FASTENERS

d ₁	CODE	L	pcs
4 0.16 TX 20	KKA420	20	200
5 0.20 TX 25	KKA540	40	100
	KKA550	50	100
4 0.16 TX 20	KKAN420	20	200
	KKAN430	30	200
	KKAN440	40	200
5 0.20 TX 25	KKAN540	40	200

C4 EVO COATING




There are environments that fear hardware, and advanced fasteners that don't.

Try **C4 EVO** coated screws, the treatment that makes them suitable for extreme conditions: they resist corrosion while maintaining the mechanical strength of carbon steel.



C4 EVO is a multilayer coating composed of:




- An external functional layer of epoxy matrix with aluminium flakes of around 15-20 μm , which gives the coating optimum resistance to mechanical and thermal stresses. The aluminium flakes also serve, when required, as sacrificial cathodes for the metal base of the screw.
- A central binding layer for the external functional layer.
- A internal layer of around 4 μm zinc microns which acts as an additional layer of corrosion resistance.










SCREWS FOR TIMBER



SMALL HEAD SCREWS 98

	HTS-H	98
	TPP	99
	TPP AISI410	99

SMALL HEAD SCREWS 100

	SNK	100
	TLL	102
	SNK EVO	104
	TLL EVO	105
	SCH-H	106

COACH SCREWS 108

	KOP	108
	KOP AISI	109





SCREWS FOR STRUCTURES 110

	GWZ	110
	VGZ EVO	111




DOUBLE THREAD SCREWS 112

	DWZ	112
	CLC	113

FASTENERS FOR PLATES AND ANGLE BRACKETS 114

	SBL	114
	LBA-HT	114
	SBD-HT	115
	STA	116

COMPLEMENTARY PRODUCTS 117

	DRS	117
	THERMOWASHER	118
	ISULFIX	118


PLATES AND ANGLE BRACKETS
POST BASES
SCREWS AND FASTENERS FOR TERRACES
SCREWS FOR TIMBER
SCREWS FOR METAL
CHEMICAL AND METAL ANCHORS
METRIC
SOUNDPROOFING
SEALANTS, TAPES AND PROFILES
ROOF ELEMENTS
MEMBRANES
TOOLS

HTS-H



FULL THREAD SCREW FOR WOODWORK

- Fine threading guarantees exceptional screwing accuracy in joinery work and on MDF panels
- The total thread is 80% the length of the screw for maximum coupling efficiency with fibre board panels
- Countersunk head with smooth under-head for excellent compatibility with metal hinges



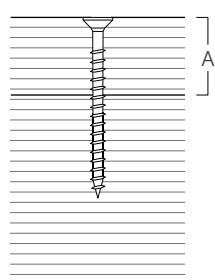
Data sheet available online



d ₁ [mm] [in]	d _k [mm] [in]	CODE	L		b		A		pcs
			[mm]	[in]	[mm]	[in]	[mm]	[in]	
3 0.12 TX 10	6,00 0.236	HTS312H(*)	12	1/2	6	1/4	-	-	500
		HTS316H(*)	16	5/8	10	3/8	-	-	500
		HTS320H	20	13/16	14	9/16	-	-	500
		HTS325H	25	1	19	3/4	7	1/4	500
		HTS330H	30	1 3/16	24	15/16	12	1/2	500
3,5 0.14 TX 15	7,00 0.276	HTS3516H(*)	16	5/8	10	3/8	-	-	500
		HTS3520H(*)	20	13/16	14	9/16	-	-	500
		HTS3525H	25	1	19	3/4	-	-	500
		HTS3530H	30	1 3/16	24	15/16	9	3/8	500
		HTS3535H	35	1 3/8	27	1 1/16	14	9/16	200
		HTS3540H	40	1 9/16	32	1 1/4	19	3/4	200
4 0.16 TX 20	8,00 0.320	HTS3550H	50	1 15/16	42	1 5/8	29	1 1/8	200
		HTS420H(*)	20	13/16	14	9/16	-	-	500
		HTS425H	25	1	19	3/4	-	-	500
		HTS430H	30	1 3/16	24	15/16	6	1/4	500
		HTS440H	40	1 9/16	32	1 1/4	16	5/8	200
4,5 0.18 TX 20	8,80 0.350	HTS450H	50	1 15/16	42	1 5/8	26	1 1/32	200
		HTS4530H	30	1 3/16	24	15/16	3	3/8	200
		HTS4540H	40	1 9/16	32	1 1/4	13	1/2	200
		HTS4545H	45	1 3/4	37	1 7/16	18	11/16	200
5 0.20 TX 25	9,70 0.390	HTS4550H	50	1 15/16	42	1 5/8	23	7/8	200
		HTS530H	30	1 3/16	24	15/16	-	-	200
		HTS540H	40	1 9/16	32	1 1/4	10	3/8	200
		HTS550H	50	1 15/16	42	1 5/8	20	13/16	200
		HTS560H	60	2 3/8	50	1 15/16	30	1 3/16	100
		HTS570H	70	2 3/4	60	2 3/8	40	1 9/16	100
HTS580H	80	3 1/8	70	2 3/4	50	1 15/16	100		


(*) Not holding CE marking.

A maximum fastening thickness



TPP


SMALL HEAD SCREW



- The reduced head with a 60° angle ensures a concealed effect and easy insertion even in small thickness, without creating openings in the timber
- Ideal for use in joints to secure beads or small elements
- Made of carbon steel with bright zinc plating



A maximum fastening thickness




Data sheet available online



d ₁ [mm] [in]	d _k [mm] [in]	CODE	L		b		A		pcs
			[mm]	[in]	[mm]	[in]	[mm]	[in]	
3,5 0.14 TX 10	5,75 0.226	TPP3530	30	1 3/16	20	13/16	10	3/8	500
		TPP3540	40	1 9/16	26	1 1/32	14	9/16	500
		TPP3550	50	1 15/16	34	1 5/16	16	5/8	500
		TPP3560	60	2 3/8	40	1 9/16	20	13/16	500

TPP AISI410

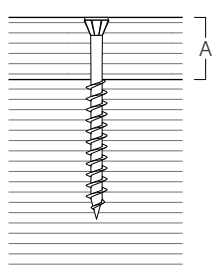
SMALL HEAD SCREW



- The reduced head with a 60° angle ensures a concealed effect and easy insertion even in small thickness, without creating openings in the timber
- Perfect for fastening timber glazing beads for windows
- AISI 410 stainless steel version for outdoor applications



A maximum fastening thickness



Data sheet available online



d ₁ [mm] [in]	d _k [mm] [in]	CODE	L		b		A		pcs
			[mm]	[in]	[mm]	[in]	[mm]	[in]	
3,5 0.14 TX 10	5,75 0.226	TPP3540AS	40	1 9/16	26	1 1/32	14	9/16	500
		TPP3550AS	50	1 15/16	34	1 5/16	16	5/8	500

SNK

WHITE COUNTERSUNK HEAD SCREW FOR WOOD

- Approved universal screw for various structural applications, from small construction to timber buildings
- Certified for use on CLT and high density woods such as LVL
- Excellent tensile and yield strength of steel. Very high torsional strength for secure screwing

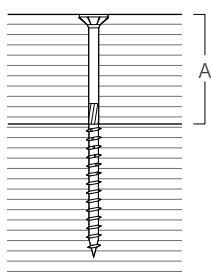


Data sheet available online

Zn
ELECTRO
PLATED
 INCLUDED

d_1 [mm] [in]	d_k [mm] [in]	CODE	L		b		A		pcs
			[mm]	[in]	[mm]	[in]	[mm]	[in]	
3,5 0.14 TX 15	7,00 0.276	SNK3540	40	1 9/16	18	11/16	22	7/8	500
		SNK3550	50	1 15/16	24	15/16	26	1 1/32	400
4 0.16 TX 20	8,00 0.315	SNK440	40	1 9/16	24	15/16	16	5/8	500
		SNK445	45	1 3/4	30	1 3/16	15	9/16	400
		SNK450	50	1 15/16	30	1 3/16	20	13/16	400
		SNK460	60	2 3/8	35	1 3/8	25	1	200
		SNK470	70	2 3/4	40	1 9/16	30	1 3/16	200
4,5 0.18 TX 20	9,00 0.354	SNK4540	40	1 9/16	24	15/16	16	5/8	400
		SNK4545	45	1 3/4	30	1 3/16	15	9/16	400
		SNK4550	50	1 15/16	30	1 3/16	20	13/16	200
		SNK4560	60	2 3/8	35	1 3/8	25	1	200
		SNK4570	70	2 3/4	40	1 9/16	30	1 3/16	200
5 0.20 TX 25	10,00 0.40	SNK4580	80	3 1/8	40	1 9/16	40	1 9/16	200
		SNK550	50	1 15/16	24	15/16	26	1 1/32	200
		SNK560	60	2 3/8	30	1 3/16	30	1 3/16	200
		SNK570	70	2 3/4	35	1 3/8	35	1 3/8	100
		SNK580	80	3 1/8	40	1 9/16	40	1 9/16	100
		SNK590	90	3 1/2	45	1 3/4	45	1 3/4	100
		SNK5100	100	4	50	1 15/16	50	1 15/16	100
6 0.24 TX 30	12,00 0.472	SNK5120	120	4 3/4	60	2 3/8	60	2 3/8	100
		SNK660	60	2 3/8	30	1 3/16	30	1 3/16	100
		SNK670	70	2 3/4	40	1 9/16	30	1 3/16	100
		SNK680	80	3 1/8	40	1 9/16	40	1 9/16	100
		SNK690	90	3 1/2	50	1 15/16	40	1 9/16	100
		SNK6100	100	4	50	1 15/16	50	1 15/16	100
		SNK6120	120	4 3/4	60	2 3/8	60	2 3/8	100
		SNK6140	140	5 1/2	75	2 15/16	65	2 9/16	100
SNK6160	160	6 1/4	75	2 15/16	85	3 3/8	100		

A maximum fastening thickness



d ₁ [mm] [in]	d _k [mm] [in]	CODE	L		b		A		pcs
			[mm]	[in]	[mm]	[in]	[mm]	[in]	
6 0.24 TX 30	12,00 0.472	SNK6180	180	7 1/8	75	2 15/16	105	4 1/8	100
		SNK6200	200	8	75	2 15/16	125	4 15/16	100
		SNK6220	220	8 5/8	75	2 15/16	145	5 11/16	100
		SNK6240	240	9 1/2	75	2 15/16	165	6 1/2	100
		SNK6260	260	10 1/4	75	2 15/16	185	7 1/4	100
		SNK6280	280	11	75	2 15/16	205	8 1/16	100
		SNK6300	300	11 3/4	75	2 15/16	225	8 7/8	100
8 0.32 TX 40	14,50 0.571	SNK880	80	3 1/8	52	2 1/16	28	1 1/8	100
		SNK8100	100	4	52	2 1/16	48	1 7/8	100
		SNK8120	120	4 3/4	60	2 3/8	60	2 3/8	100
		SNK8140	140	5 1/2	60	2 3/8	80	3 1/8	100
		SNK8160	160	6 1/4	80	3 1/8	80	3 1/8	100
		SNK8180	180	7 1/8	80	3 1/8	100	4	100
		SNK8200	200	8	80	3 1/8	120	4 3/4	100
		SNK8220	220	8 5/8	80	3 1/8	140	5 1/2	100
		SNK8240	240	9 1/2	80	3 1/8	160	6 1/4	100
		SNK8260	260	10 1/4	80	3 1/8	180	7 1/8	100
		SNK8280	280	11	80	3 1/8	200	8	100
		SNK8300	300	11 3/4	100	4	200	8	100
		SNK8320	320	12 5/8	100	4	220	8 5/8	100
		SNK8340	340	13 3/8	100	4	240	9 1/2	100
		SNK8360	360	14 1/4	100	4	260	10 1/4	100
SNK8380	380	15	100	4	280	11	100		
SNK8400	400	15 3/4	100	4	300	11 3/4	100		
10 0.40 TX 40	18,25 0.719	SNK10100	100	4	52	2 1/16	48	1 7/8	50
		SNK10120	120	4 3/4	60	2 3/8	60	2 3/8	50
		SNK10140	140	5 1/2	60	2 3/8	80	3 1/8	50
		SNK10160	160	6 1/4	80	3 1/8	80	3 1/8	50
		SNK10180	180	7 1/8	80	3 1/8	100	4	50
		SNK10200	200	8	80	3 1/8	120	4 3/4	50
		SNK10220	220	8 5/8	80	3 1/8	140	5 1/2	50
		SNK10240	240	9 1/2	80	3 1/8	160	6 1/4	50
		SNK10260	260	10 1/4	80	3 1/8	180	7 1/8	50
		SNK10280	280	11	80	3 1/8	200	8	50
		SNK10300	300	11 3/4	100	4	200	8	50
		SNK10320	320	12 5/8	100	4	220	8 5/8	50
		SNK10340	340	13 3/8	100	4	240	9 1/2	50
		SNK10360	360	14 1/4	100	4	260	10 1/4	50
		SNK10380	380	15	100	4	280	11	50
SNK10400	400	15 3/4	100	4	300	11 3/4	50		



SHT
TURNED WASHER

d _{1 SNK} [mm] [in]	CODE	D ₂		h		pcs
		[mm]	[in]	[mm]	[in]	
6 0.24	SHT6	20	0.787	4,5	0.177	100
8 0.32	SHT8	25	0.984	5,5	0.217	50
10 0.40	SHT10	30	1.181	6,5	0.256	50


RELATED PRODUCTS



CAPS
page 270



CATCH
SCREWING DEVICE
page 263



LEWIS BITS
TWIST DRILL BITS FOR SOFT WOOD
page 282



SNAIL BITS
TWIST DRILL BITS FOR HARDWOOD
page 283

TLL

WHITE FLANGE-HEAD SCREW FOR WOOD

- Universal flange head screw for various applications, from small structures to timber buildings
- The flange head acts as an integrated washer, providing high tensile strength. Ideal in the presence of wind or variations in timber dimensions
- Certified for structural applications stressed in any direction relative to the fibre, use on CLT and high density woods such as LVL

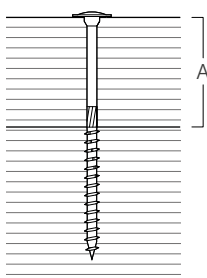


Data sheet available online

Zn
ELECTRO
PLATED
 INCLUDED

d ₁ [mm] [in]	d _k [mm] [in]	CODE	L		b		A		pcs
			[mm]	[in]	[mm]	[in]	[mm]	[in]	
6 0.24 TX 30	15,50 0.610	TLL660	60	2 3/8	40	1 9/16	20	13/16	100
		TLL670	70	1 15/16	40	1 9/16	30	1 3/16	100
		TLL680	80	3 1/8	50	1 15/16	30	1 3/16	100
		TLL6100	100	4	60	2 3/8	40	1 9/16	100
		TLL6120	120	4 3/4	75	2 15/16	45	1 3/4	100
		TLL6140	140	5 1/2	75	2 15/16	65	2 9/16	100
		TLL6160	160	6 1/4	75	2 15/16	85	3 3/8	100
		TLL6180	180	7 1/8	75	2 15/16	105	4 1/8	100
		TLL6200	200	8	75	2 15/16	125	4 15/16	100
8 0.32 TX 40	19,00 0.748	TLL860	60	2 3/8	52	2 1/16	10	3/8	100
		TLL880	80	3 1/8	52	2 1/16	28	1 1/8	50
		TLL8100	100	4	52	2 1/16	48	1 7/8	50
		TLL8120	120	4 3/4	80	3 1/8	40	1 9/16	50
		TLL8140	140	5 1/2	80	3 1/8	60	2 3/8	50
		TLL8160	160	6 1/4	100	4	60	2 3/8	50
		TLL8180	180	7 1/8	100	4	80	3 1/8	50
		TLL8200	200	8	100	4	100	4	50
		TLL8220	220	8 5/8	100	4	120	4 3/4	50
		TLL8240	240	9 1/2	100	4	140	5 1/2	50
		TLL8260	260	10 1/4	100	4	160	6 1/4	50
		TLL8280	280	11	100	4	180	7 1/8	50
		TLL8300	300	11 3/4	100	4	200	8	50
		TLL8320	320	12 5/8	100	4	220	8 5/8	50
		TLL8340	340	13 3/8	100	4	240	9 1/2	50
		TLL8360	360	14 1/4	100	4	260	10 1/4	50
TLL8380	380	15	100	4	280	11	50		
TLL8400	400	15 3/4	100	4	300	11 3/4	50		

A maximum fastening thickness



	d ₁ [mm] [in]	d _k [mm] [in]	CODE	L		b		A		pcs
				[mm]	[in]	[mm]	[in]	[mm]	[in]	
10 0.40 TX 50		25,00 0.984	TLL10160	160	6 1/4	80	3 1/8	80	3 1/8	50
			TLL10200	200	8	100	4	100	4	50
			TLL10240	240	9 1/2	100	4	140	5 1/2	50
			TLL10280	280	11	100	4	180	7 1/8	50
			TLL10320	320	12 5/8	120	4 3/4	200	8	50
			TLL10360	360	14 1/4	120	4 3/4	240	9 1/2	50
			TLL10400	400	15 3/4	120	4 3/4	280	11	50

RELATED PRODUCTS



TLL EVO
 FLANGE HEAD SCREW
 WITH C4 EVO COATING
 page 105



CATCH
 SCREWING
 DEVICE
 page 263



LEWIS BITS
 TWIST DRILL BITS FOR
 SOFT WOOD
 page 282



SNAIL BITS
 TWIST DRILL BITS FOR
 HARDWOOD
 page 283

Not sure how to display bulk items? We can help you!

HT BOX

SHELF TRAYS TO KEEP BULK PRODUCTS IN ORDER

- Neatly display bulk screws and plates
- Optimized dimensions for shelf width



SCREW ID

COUNTER TOP SCREWS IDENTIFIER

Convenient and practical tool for a simple identification of bulk screws at the checkout point

Make it easy.




SNK EVO

SCREW WITH C4 EVO COATING AND COUNTERSUNK HEAD

- The mechanical performance of SNKs and the corrosion resistance of the EVO coating based on epoxy and aluminium flakes
- No rust after 1440 hours of salt spray exposure (ISO 9227), best-in-class performance
- For outdoor use in service class 3 and atmospheric corrosivity class C4 (coastal and industrial areas)




Data sheet available online



	d ₁ [mm] [in]	d _k [mm] [in]	CODE	L		b		A		pcs
				[mm]	[in]	[mm]	[in]	[mm]	[in]	
5 0.20 TX 25	10,00 0.40		SNKEVO550	50	1 15/16	24	15/16	26	1 1/32	200
			SNKEVO560	60	2 3/8	30	1 3/16	30	1 3/16	200
			SNKEVO570	70	2 3/4	35	1 3/8	35	1 3/8	100
			SNKEVO580	80	3 1/8	40	1 9/16	40	1 9/16	100
			SNKEVO590	90	3 1/2	45	1 3/4	45	1 3/4	100
			SNKEVO5100	100	4	50	1 15/16	50	1 15/16	100
6 0.24 TX 30	12,00 0.472		SNKEVO650	50	1 15/16	35	1 3/8	15	9/16	100
			SNKEVO660	60	2 3/8	30	1 3/16	30	1 3/16	100
			SNKEVO670	70	2 3/4	40	1 9/16	30	1 3/16	100
			SNKEVO680	80	3 1/8	40	1 9/16	40	1 9/16	100
			SNKEVO690	90	3 1/2	50	1 15/16	40	1 9/16	100
			SNKEVO6100	100	4	50	1 15/16	50	1 15/16	100
			SNKEVO6120	120	4 3/4	60	2 3/8	60	2 3/8	100
			SNKEVO6140	140	5 1/2	75	2 15/16	65	2 9/16	100
			SNKEVO6160	160	6 1/4	75	2 15/16	85	3 3/8	100
8 0.32 TX 40	14,50 0.571		SNKEVO8120	120	4 3/4	60	2 3/8	60	2 3/8	100
			SNKEVO8140	140	5 1/2	60	2 3/8	80	3 1/8	100
			SNKEVO8160	160	6 1/4	80	3 1/8	80	3 1/8	100
			SNKEVO8180	180	7 1/8	80	3 1/8	100	4	100
			SNKEVO8200	200	8	80	3 1/8	120	4 3/4	100
			SNKEVO8240	240	9 1/2	80	3 1/8	160	6 1/4	100
SNKEVO8300	300	11 3/4	100	4	200	8	100			

A maximum fastening thickness



SHT EVO


TURNED WASHER WITH C4 EVO COATING


d ₁ SNK EVO [mm] [in]	CODE	D ₂		h		pcs
		[mm]	[in]	[mm]	[in]	
6 0.24	SHTEVO6	20	0.787	4,5	0.177	100
8 0.32	SHTEVO8	25	0.984	5,5	0.217	50
10 0.40	SHTEVO10	30	1.181	6,5	0.256	50

TLL EVO

SCREW WITH C4 EVO COATING AND WASHER HEAD

- The mechanical performance of TLL and the corrosion resistance of EVO coating based on epoxy and aluminium flakes
- No rust after 1440 hours of salt spray exposure (ISO 9227)
- It can be used for service class 3 outdoor applications and under class C4 atmospheric corrosion conditions (industrial and coastal areas)




 Data sheet available online

C4
EVO
COATING

 INCLUDED

d ₁ [mm] [in]	d _k [mm] [in]	CODE	L		b		A		pcs
			[mm]	[in]	[mm]	[in]	[mm]	[in]	
6 0.24 TX 30	15,50 0.610	TLLEVO680	80	3 1/8	50	1 15/16	30	1 3/16	100
		TLLEVO6100	100	4	60	2 3/8	40	1 9/16	100
		TLLEVO6120	120	4 3/4	75	2 15/16	45	1 3/4	100
		TLLEVO6140	140	5 1/2	75	2 15/16	65	2 9/16	100
		TLLEVO6160	160	6 1/4	75	2 15/16	85	3 3/8	100
		TLLEVO6180	180	7 1/8	75	2 15/16	105	4 1/8	100
		TLLEVO6200	200	8	75	2 15/16	125	4 15/16	100
8 0.32 TX 40	19,00 0.748	TLLEVO8100	100	4	52	2 1/16	48	1 7/8	50
		TLLEVO8120	120	4 3/4	80	3 1/8	40	1 9/16	50
		TLLEVO8140	140	5 1/2	80	3 1/8	60	2 3/8	50
		TLLEVO8160	160	6 1/4	100	4	60	2 3/8	50
		TLLEVO8180	180	7 1/8	100	4	80	3 1/8	50
		TLLEVO8200	200	8	100	4	100	4	50

A maximum fastening thickness



RELATED PRODUCTS



WBAZ
WASHER WITH GASKET
FOR METAL SHEET
page 124



CPL
PRE-PAINTED METAL SHEET
CAP WITH PE GASKET
page 127



LEWIS AND SNAIL BITS
TWIST DRILL BITS
FOR DRILLING
page 282-283

SCH-H



YELLOW COUNTERSUNK HEAD SCREW FOR WOOD

- SNK-equivalent performance at an affordable price
- Greater thread length (60%) to ensure superb joint closure and great versatility
- Special self-perforating tip with serrated thread (SAW tip) that cuts the timber fibres, facilitating initial grip and subsequent pull-through
- Yellow zinc plated with total absence of hexavalent chrome

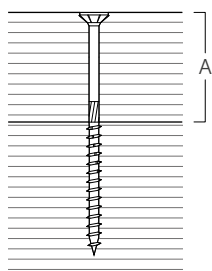


Data sheet available online

Zn
ELECTRO
PLATED

	d ₁ [mm] [in]	d _k [mm] [in]	CODE	L		b		A		pcs
				[mm]	[in]	[mm]	[in]	[mm]	[in]	
4 0.16 TX 20		8,00 0.315	SCHH440	40	1 9/16	24	15/16	16	5/8	500
			SCHH450	50	1 15/16	30	1 3/16	20	13/16	200
			SCHH460	60	2 3/8	35	1 3/8	25	1	200
			SCHH470	70	2 3/4	40	1 9/16	30	1 3/16	200
			SCHH480	80	3 1/8	40	1 9/16	40	1 9/16	200
4,5 0.18 TX 20		9,00 0.354	SCHH4540	40	1 9/16	24	15/16	13	1/2	200
			SCHH4550	50	1 15/16	30	1 3/16	20	13/16	200
			SCHH4560	60	2 3/8	35	1 3/8	25	1	200
			SCHH4570	70	2 3/4	40	1 9/16	30	1 3/16	200
			SCHH4580	80	3 1/8	40	1 9/16	40	1 9/16	200
5 0.20 TX 25		10,00 0.40	SCHH540	40	1 9/16	24	15/16	10	3/8	200
			SCHH550	50	1 15/16	30	1 3/16	20	13/16	200
			SCHH560	60	2 3/8	35	1 3/8	25	1	200
			SCHH570	70	2 3/4	40	1 9/16	30	1 3/16	100
			SCHH580	80	3 1/8	50	1 15/16	30	1 3/16	100
			SCHH590	90	3 1/2	55	2 3/16	35	1 3/8	100
			SCHH5100	100	4	60	2 3/8	40	1 9/16	100
			SCHH5120	120	4 3/4	60	2 3/8	60	2 3/8	100
6 0.24 TX 30		12,00 0.472	SCHH660	60	2 3/8	35	1 3/8	24	15/16	100
			SCHH680	80	3 1/8	50	1 15/16	30	1 3/16	100
			SCHH6100	100	4	60	2 3/8	40	1 9/16	100
			SCHH6120	120	4 3/4	75	2 15/16	45	1 3/4	100
			SCHH6140	140	5 1/2	80	3 1/8	60	2 3/8	100

A maximum fastening thickness



d ₁ [mm] [in]	d _k [mm] [in]	CODE	L		b		A		pcs
			[mm]	[in]	[mm]	[in]	[mm]	[in]	
6 0.24 TX 30	12,00 0.472	SCHH6160	160	6 1/4	90	3 1/2	70	2 3/4	100
		SCHH6180	180	7 1/8	100	4	80	3 1/8	100
		SCHH6200	200	8	100	4	100	4	100
		SCHH6220	220	8 5/8	100	4	120	4 3/4	100
		SCHH6240	240	9 1/2	100	4	140	5 1/2	100
		SCHH6260	260	10 1/4	100	4	160	6 1/4	100
		SCHH6280	280	11	100	4	180	7 1/8	100
SCHH6300	300	11 3/4	100	4	200	8	100		
8 0.32 TX 40	14,50 0.571	SCHH8100	100	4	60	2 3/8	40	1 9/16	100
		SCHH8120	120	4 3/4	80	3 1/8	40	1 9/16	100
		SCHH8140	140	5 1/2	80	3 1/8	60	2 3/8	100
		SCHH8160	160	6 1/4	90	3 1/2	70	2 3/4	100
		SCHH8180	180	7 1/8	90	3 1/2	90	3 1/2	100
		SCHH8200	200	8	100	4	100	4	100
		SCHH8220	220	8 5/8	100	4	120	4 3/4	100
		SCHH8240	240	9 1/2	100	4	140	5 1/2	100
		SCHH8260	260	10 1/4	100	4	160	6 1/4	100
		SCHH8280	280	11	100	4	180	7 1/8	100
		SCHH8300	300	11 3/4	100	4	200	8	100
		SCHH8320	320	12 5/8	100	4	220	8 5/8	100
		SCHH8340	340	13 3/8	100	4	240	9 1/2	100
		SCHH8360	360	14 1/4	100	4	260	10 1/4	100



SUS-H TURNED WASHER

d _{1SCH-H} [mm] [in]	CODE	D ₂		h		pcs
		[mm]	[in]	[mm]	[in]	
6 0.24	SUS6H	20	0.787	4	0.157	100
8 0.32	SUS8H	25	0.984	5	0.197	50

RELATED PRODUCTS



CAPS

page 270



CATCH SCREWING DEVICE

page 263




LEWIS BITS TWIST DRILL BITS FOR SOFT WOOD

page 282



SNAIL BITS TWIST DRILL BITS FOR HARDWOOD

page 283



KOP



COACH SCREW

- Appropriate for use with plates in steel-to-timber applications, thanks to its hexagonal head
- Screw certified with the CE mark, in accordance with EN 14592
- Geometry in accordance with DIN 571 and UNI 704



d ₁ [mm] [in]	CODE	L		pcs
		[mm]	[in]	
8 0.32 SW 13	KOP850 (*)	50	1 15/16	100
	KOP860	60	2 3/8	100
	KOP870	70	2 3/4	100
	KOP880	80	3 1/8	100
	KOP8100	100	4	50
	KOP8120	120	4 3/4	50
	KOP8140	140	5 1/2	50
	KOP8160	160	6 1/4	50
	KOP8180	180	7 1/8	50
	KOP8200	200	8	50
10 0.40 SW 17	KOP1050 (*)	50	1 15/16	50
	KOP1060 (*)	60	2 3/8	50
	KOP1080	80	3 1/8	50
	KOP10100	100	4	50
	KOP10120	120	4 3/4	50
	KOP10140	140	5 1/2	50
	KOP10150	150	6	50
	KOP10160	160	6 1/4	50
	KOP10180	180	7 1/8	50
	KOP10200	200	8	50
	KOP10220	220	8 5/8	50
	KOP10240	240	9 1/2	50
	KOP10260	260	10 1/4	50
	KOP10280	280	11	50
	KOP10300	300	11 3/4	50
12 0.48 SW 19	KOP1250 (*)	50	1 15/16	50
	KOP1260 (*)	60	2 3/8	50
	KOP1270 (*)	70	2 3/4	50
	KOP1280	80	3 1/8	50
	KOP1290	90	3 1/2	50
	KOP12100	100	4	25
	KOP12120	120	4 3/4	25
	KOP12140	140	5 1/2	25
	KOP12150	150	6	25
	KOP12160	160	6 1/4	25
	KOP12180	180	7 1/8	25
	KOP12200	200	8	25
	KOP12220	220	8 5/8	25
	KOP12240	240	9 1/2	25
	KOP12260	260	10 1/4	25
	KOP12280	280	11	25
	KOP12300	300	11 3/4	25
	KOP12320	320	12 5/8	25
KOP12340	340	13 3/8	25	
KOP12360	360	14 1/4	25	
KOP12380	380	15	25	
KOP12400	400	15 3/4	25	

d ₁ [mm] [in]	CODE	L		pcs
		[mm]	[in]	
16 0.63 SW 24	KOP1680 (*)	80	3 1/8	25
	KOP16100 (*)	100	4	25
	KOP16120	120	4 3/4	25
	KOP16140	140	5 1/2	25
	KOP16150	150	6	25
	KOP16160	160	6 1/4	25
	KOP16180	180	7 1/8	25
	KOP16200	200	8	25
	KOP16220	220	8 5/8	25
	KOP16240	240	9 1/2	25
	KOP16260	260	10 1/4	25
	KOP16280	280	11	25
	KOP16300	300	11 3/4	25
	KOP16320	320	12 5/8	25
	KOP16340	340	13 3/8	25
	KOP16360	360	14 1/4	25
KOP16380	380	15	25	
KOP16400	400	15 3/4	25	

(*) Not holding CE marking.

KOP AISI

COACH SCREW



- Material: stainless steel A2 | AISI304 for outdoor use (service class 3)



d ₁ [mm] [in]	CODE	L		pcs
		[mm]	[in]	
8 0.32 SW 13	AI571850	50	1 15/16	100
	AI571860	60	2 3/8	100
	AI571880	80	3 1/8	100
	AI5718100	100	4	100
	AI5718120	120	4 3/4	100
10 0.40 SW 17	AI5711050	50	1 15/16	100
	AI5711060	60	2 3/8	100
	AI5711080	80	3 1/8	100
	AI57110100	100	4	50
	AI57110120	120	4 3/4	50
	AI57110140	140	5 1/2	50
	AI57110160	160	6 1/4	50
	AI57110180	180	7 1/8	50
AI57110200	200	8	50	
12 0.48 SW 19	AI57112100	100	4	50
	AI57112120	120	4 3/4	25
	AI57112140	140	5 1/2	25
	AI57112160	160	6 1/4	25
AI57112180	180	7 1/8	25	

GWZ



FULL THREAD SCREW WITH CYLINDRICAL HEAD

- Ideal for joining beams by concealed fastening without visible hardware, for sewing the joints of CLT ceiling and wall panels
- The cylindrical head is ideal for concealed joints. Guarantees fire protection and seismic performance
- Deep thread and high resistance steel for excellent tensile performance
- Ideal for making gazebos and terrace substructures



Data sheet available online

Zn
ELECTRO
PLATED

CALCULATION
TOOL

INCLUDED

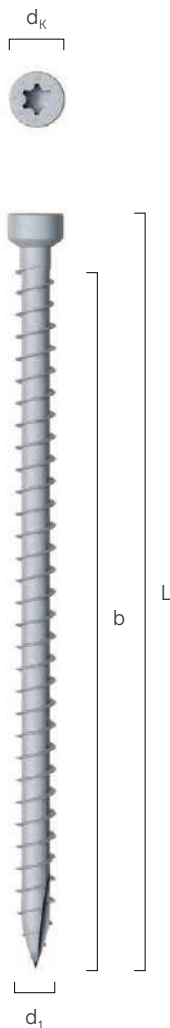
d ₁ [mm] [in]	d _k [mm] [in]	CODE	L		b		pcs
			[mm]	[in]	[mm]	[in]	
6 0.24 TX 30	8,00 0.315	GWZ6100	100	4	90	3 1/2	25
		GWZ6120	120	4 3/4	110	4 3/8	25
		GWZ6140	140	5 1/2	130	5 1/8	25
		GWZ6160	160	6 1/4	150	6	25
		GWZ6180	180	7 1/8	170	6 3/4	25
		GWZ6200	200	8	190	7 1/2	25
		GWZ6220	220	8 5/8	210	8 1/4	25
8 0.32 TX 40	11,00 0.433	GWZ8120	120	4 3/4	110	4 3/8	25
		GWZ8140	140	5 1/2	130	5 1/8	25
		GWZ8160	160	6 1/4	150	6	25
		GWZ8180	180	7 1/8	170	6 3/4	25
		GWZ8200	200	8	190	7 1/2	25
		GWZ8220	220	8 5/8	210	8 1/4	25
		GWZ8240	240	9 1/2	230	9 1/16	25
		GWZ8260	260	10 1/4	250	10	25
		GWZ8280	280	11	270	10 5/8	25
		GWZ8300	300	11 3/4	290	11 7/16	25
		GWZ8320	320	12 5/8	310	12 3/16	25
		GWZ8340	340	13 3/8	330	13	25
		GWZ8360	360	14 1/4	350	13 3/4	25
GWZ8380	380	15	370	14 9/16	25		
GWZ8400	400	15 3/4	390	15 3/8	25		



SPREADSHEET "GWZ CALCULATOR"


Download "GWZ calculator" from www.holztechnik.com

VGZ EVO



FULL THREAD SCREW WITH C4 EVO COATING AND CYLINDRICAL HEAD

- Structural cylindrical head screw coated with EVO epoxy coating and aluminium flakes
- Ideal for joining small timber elements such as the crossbeams and uprights of light frame structures
- Mechanical properties comparable to GWZ and corrosion resistance of EVO coating.
- It can be used for service class 3 outdoor applications and under class C4 atmospheric corrosion conditions (coastal and industrial areas)
- No rust after 1440 hours of salt spray exposure (ISO 9227)



Data sheet available online




d ₁ [mm] [in]	d _k [mm] [in]	CODE	L [mm] [in]	b [mm] [in]	pcs
5,3 0.21 TX 25	8,00 0.315	VGZEVO580	80 3 1/8	70 2 3/4	50
		VGZEVO5100	100 4	90 3 1/2	50
		VGZEVO5120	120 4 3/4	110 4 3/8	50
5,6 0.23 TX 25	8,00 0.315	VGZEVO5140	140 5 1/2	130 5 1/8	50
		VGZEVO5160	160 6 1/4	150 6	50

JIG VGZ 45°

TEMPLATE FOR 45° SCREW CONNECTIONS

- Its shape allows an easy and fast screwing of any type of screw with a precise inclination of 45°
- Thanks to the markings, many typical timber construction connections, both single and double, can easily be made without wasting time on time-consuming measurements



» For more information about the product see page 279

CODE	description	pcs
JIGVGZ45	steel template for GWZ and VGZ EVO screws at 45°	1

DWZ



DOUBLE THREAD SCREW FOR INSULATION LAYER

- Allows continuous, uninterrupted fastening of roof insulation package. Prevents thermal bridges in compliance with energy saving regulations
- Connector for hard, soft and façade insulation, CE certified according to ETA-11/0030
- The cylindrical head is ideal for hidden insertion in the batten.



Data sheet available online



d ₁ [mm] [in]	d _k [mm] [in]	CODE	L		b		b ₂		pcs
			[mm]	[in]	[mm]	[in]	[mm]	[in]	
7 0.28 TX 30	9,50 0.374	DWZ7220	220	8 5/8	100	4	60	2 3/8	50
		DWZ7260	260	10 1/4	100	4	60	2 3/8	50
		DWZ7300	300	11 3/4	100	4	60	2 3/8	50
		DWZ7340	340	13 3/8	100	4	60	2 3/8	50
9 0.36 TX 40	11,50 0.453	DWZ9320	320	12 5/8	100	4	60	2 3/8	50
		DWZ9360	360	14 1/4	100	4	60	2 3/8	50
		DWZ9400	400	15 3/4	100	4	60	2 3/8	50
		DGZ9440	440	17 1/4	100	4	60	2 3/8	50

RELATED PRODUCTS



NAIL PLASTER
HIGH-ADHESION NAIL POINT SEALANT TAPE
page 189



GEMINI
HIGH-ADHESION DOUBLE-SIDED NAIL POINT SEALANT TAPE
page 189




ISULFIX
ANCHOR FOR FASTENING INSULATION TO BRICKWORK
page 118

CLC



TIMBER-TO-CONCRETE CONNECTOR

- CLC is the connector for timber-to-concrete composite floors
- Mixed timber-to-concrete floors are an effective solution for achieving high performance in terms of strength and stiffness on both existing and new floors
- During installation, the under head counter-thread serves as "correct installation" indicator and increases the fastener tightness inside the concrete
- Certified, self-drilling, reversible, quick, dry and non-invasive system. Ideal for slab recovery



Data sheet available online



d ₁ [mm] [in]	d _k [mm] [in]	CODE	L [mm] [in]	b ₁ [mm] [in]	b ₂ [mm] [in]	pcs
8 0.32	10,50 0.413	CLC8160	160 6 1/4	50 1 15/16	110 4 3/8	100
TX 40		CLC8240	240 9 1/2	50 1 15/16	190 7 1/2	100

RELATED PRODUCTS



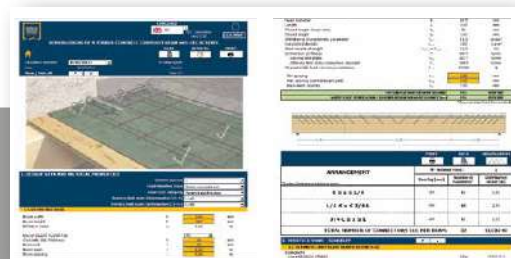
SILENT FLOOR
UNDERSCREED FOIL MADE OF BITUMEN AND POLYESTER FIBRE
page 161



SILENT EDGE
SELF-ADHESIVE PERIMETER STRIP
page 158




SIGNO
UNIVERSAL SINGLE-SIDED HIGH-ADHESIVE TAPE
page 177



SPREADSHEET "CLC CALCULATOR"

Download "CLC calculator" from www.holztechnik.com



SBL

ROUND-HEAD SCREW AND FLAT UNDERHEAD

- Screw developed and certified for metal plate applications
- The geometry of the head, designed to fit into the hole in the metal plate, guarantees excellent static performance
- Outstanding shear and tensile strength values



Data sheet available online



d ₁ [mm] [in]	d _k [mm] [in]	CODE	L		b		pcs
			[mm]	[in]	[mm]	[in]	
5 0.20 TX 20	7,80 0.307	LBS525	25	1	21	13/16	500
		SBL540	40	1 9/16	36	1 7/16	500
		SBL550	50	1 15/16	46	1 13/16	200
		SBL560	60	2 3/8	56	2 3/16	200
		SBL570	70	2 3/4	66	2 5/8	200
7 0.28 TX 30	11,00 0.433	LBS760	60	2 3/8	55	2 3/16	100
		LBS780	80	3 1/8	75	2 15/16	100
		LBS7100	100	4	95	3 3/4	100



LBA-HT

ANKER NAIL

- Threaded annular ring nail for improved pull-out strength. Geometry developed for metal plate applications
- Certified nail with CE marking, in accordance with ETA for fastening metallic plates to timber structures
- Also available in A4 | AISI316 stainless steel



Data sheet available online



d	d _k	CODE	L		b		pcs
			[mm] [in]	[mm] [in]	[mm] [in]	[mm] [in]	
4 0.16	8,00 0.315	HT4040	40	1 9/16	30	1 3/16	250
		HT4050	50	1 15/16	40	1 9/16	250
		HT4060	60	2 3/8	50	1 15/16	250
		HT4075	75	2 15/16	65	2 9/16	250
		HT40100	100	3 3/8	85	3 3/8	250
6 0.24	12,00 0.472	LBA660	60	2 3/8	50	1 15/16	250
		LBA680	80	3 1/8	70	2 3/4	250
		LBA6100	100	4	85	3 3/8	250

d ₁	d _k	CODE	L		b		pcs
			[mm] [in]	[mm] [in]	[mm] [in]	[mm] [in]	
4 0.16	8,00 0.315	LBAI450	50	1 15/16	40	1 9/16	250

SBD-HT

SELF-DRILLING DOWEL



- Self-drilling system for concealed timber-to-steel joints. It can be used with screw guns running at 600-1500 rpm with:
 - steel S235 \leq 10,0 mm
 - steel S275 \leq 8,0 mm
 - steel S355 \leq 6,0 mm
- Brackets ALUMINI HT, ALUMIDI HT and ALUMAXI service classes 1 and 2
- Special self-perforating timber-to-metal tip geometry that reduces the possibility of breakage
- The cylindrical countersunk head ensures an optimal appearance and meets fire-resistance requisites



Data sheet available online

Zn
ELECTRO
PLATED
 INCLUDED

d_1 [mm] [in]	d_k [mm] [in]	CODE	L		b_2		b_1		pcs
			[mm]	[in]	[mm]	[in]	[mm]	[in]	
7,5 0.30 TX 40	11,00 0.433	SBD7575H	75	2 15/16	10	3/8	8	5/16	50
		SBD7595H	95	3 3/4	10	3/8	15	9/16	50
		SBD75115H	115	4 1/2	10	3/8	15	9/16	50
		SBD75135H	135	5 5/16	10	3/8	15	9/16	50
		SBD75155H	155	6 1/8	20	13/16	15	9/16	50
		SBD75175H	175	6 7/8	40	1 9/16	15	9/16	50
		SBD75195H	195	7 11/16	40	1 9/16	15	9/16	50

RELATED PRODUCTS



CAPS

page 270



X10

CROSS-SHAPED POST BASE

page 47



ALUMIDI HT

CONCEALED BRACKET WITH AND WITHOUT HOLES

page 14



FIRE STRIPE

INTUMESCENT THERMO-INFLATABLE FLEXIBLE GASKET

page 188

SMOOTH DOWEL

- S355 (Ø16 and Ø20) and S235 (Ø8 and Ø12) steel dowel provides maximum shear strength in structural applications
- Tapered end for an easy insertion of the fastener into the pre drilled timber element. Available in 1,0 m long version
- Certified dowel not holding CE marking



Data sheet available online

Zn
ELECTRO
PLATED

d ₁ [mm] [in]	CODE	L		steel	pcs
		[mm]	[in]		
8 0.32	STA860B	60	2 3/8	S235	200
	STA880B	80	3 1/8	S235	200
	STA8100B	100	4	S235	200
	STA8120B	120	4 3/4	S235	200
	STA8140B	140	5 1/2	S235	200
12 0.48	STA1260B	60	2 3/8	S235	100
	STA1270B	70	2 3/4	S235	100
	STA1280B	80	3 1/8	S235	100
	STA1290B	90	3 1/2	S235	100
	STA12100B	100	4	S235	100
	STA12110B	110	4 3/8	S235	100
	STA12120B	120	4 3/4	S235	100
	STA12130B	130	5 1/8	S235	100
	STA12140B	140	5 1/2	S235	100
	STA12150B	150	6	S235	100
	STA12160B	160	6 1/4	S235	100
	STA12170B	170	6 3/4	S235	100
	STA12180B	180	7 1/8	S235	100
	STA12200B	200	8	S235	100
	STA12220B	220	8 5/8	S235	100
STA12240B	240	9 1/2	S235	100	
STA12260B	260	10 1/4	S235	100	
STA12280B	280	11	S235	100	
STA12320B	320	12 5/8	S235	100	
STA12340B	340	13 3/8	S235	100	
12 0.48	STA121000B	1000	39 3/8	S235	1
16 0.63	STA1680B	80	3 1/8	S355	50
	STA16100B	100	4	S355	50
	STA16110B	110	4 3/8	S355	50
	STA16120B	120	4 3/4	S355	50
	STA16130B	130	5 1/8	S355	50
	STA16140B	140	5 1/2	S355	50
	STA16150B	150	6	S355	50
	STA16160B	160	6 1/4	S355	50
	STA16170B	170	6 3/4	S355	50
	STA16180B	180	7 1/8	S355	50
	STA16190B	190	7 1/2	S355	50
	STA16200B	200	8	S355	50
	STA16220B	220	8 5/8	S355	50
	STA16240B	240	9 1/2	S355	50
	STA16260B	260	10 1/4	S355	50
STA16280B	280	11	S355	50	
STA16300B	300	11 3/4	S355	50	



L

d₁

d ₁ [mm] [in]	CODE	L		steel	pcs
		[mm]	[in]		
16 0.63	STA16320B	320	12 5/8	S355	50
	STA16340B	340	13 3/8	S355	50
	STA16360B	360	14 1/4	S355	50
	STA16380B	380	15	S355	50
	STA16400B	400	15 3/4	S355	50
	STA16420B	420	16 9/16	S355	50
	STA16500B	500	19 3/4	S355	50
	STA161000B	1000	39 3/8	S355	1
20 0.79	STA20120B	120	4 3/4	S355	25
	STA20140B	140	5 1/2	S355	25
	STA20160B	160	6 1/4	S355	25
	STA20180B	180	7 1/8	S355	25
	STA20190B	190	7 1/2	S355	25
	STA20200B	200	8	S355	25
	STA20220B	220	8 5/8	S355	25
	STA20240B	240	9 1/2	S355	25
	STA20260B	260	10 1/4	S355	25
	STA20300B	300	11 3/4	S355	25
	STA20320B	320	12 5/8	S355	25
	STA20360B	360	14 1/4	S355	25
	STA20400B	400	15 3/4	S355	25
20 0.79	STA201000B	1000	39 3/8	S355	1



DRS

TIMBER-TO-TIMBER SPACER SCREW

- Underhead thread with specially designed geometry to create and regulate a space between the fastenable thicknesses
- The differentiated double thread is excellent for adjusting the position of the joists on the façade and creating proper verticality
- Ideal for levelling panels, battens, ceilings and floors



Data sheet available online




d ₁ [mm] [in]	d _k [mm] [in]	CODE	L		b		pcs
			[mm]	[in]	[mm]	[in]	
6 0.24 TX 30	12,00 0.472	DRS680	80	3 1/8	40	1 9/16	100
		DRS6100	100	4	60	2 3/8	100
		DRS6120	120	4 3/4	60	2 3/8	100
		DRS6145	145	5 11/16	60	2 3/8	100

THERMOWASHER

WASHER TO FASTEN INSULATION TO WOOD

- Ideal for use with SNK screws, Ø6 and Ø8, and length depending on thickness of the insulation to be fixed
- Incorporated hole cover to avoid thermal bridges. Large cable spaces for proper plaster adhesion
- Has a system that prevents the screw from pulling out



CODE	d _{SCREW}		a x b x c		pcs
	[mm]	[in]	[mm]	[in]	
THERMO65	6-8	0.24-0.32	65 x 4 x 20	2 9/16 x 0.157 x 13/16	700

RELATED
PRODUCTS



SNK

WHITE COUNTERSUNK
HEAD SCREW FOR WOOD

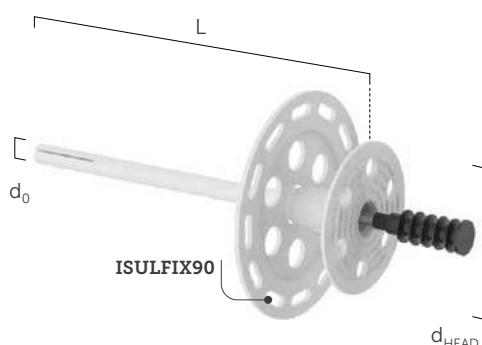

page 100

ISULFIX



ANCHOR FOR FASTENING INSULATION TO BRICKWORK

- Ø8 PVC double expansion anchor with preassembled steel nails, for fastening to concrete and brickwork
- Double expansion with preassembled steel nails allows for fast versatile fastening on concrete and brickwork
- Anchor with the CE mark in accordance with ETA, with certified resistance values



CODE	L		d ₀		d _{HEAD}		A		pcs
	[mm]	[in]	[mm]	[in]	[mm]	[in]	[mm]	[in]	
ISULFIX8110	110	4 3/8	8	0.32	60	2.37	80	3 1/8	250
ISULFIX8150	150	6	8	0.32	60	2.37	120	4 3/4	150
ISULFIX8190	190	7 1/2	8	0.32	60	2.37	160	6 1/4	100

A maximum fastening thickness
d₀ hole diameter

CODE	description	d _{HEAD}		pcs
		[mm]	[in]	
ISULFIX90	additional washer for soft insulation	90	3.55	250




POP TOOLS








Make clever use of your exhibition spaces thanks to our systems!
Get more information from your Technical Consultant.

Make it easy.





SCREWS FOR METAL


SCREWS FOR METAL		122	SCREWS FOR METAL		126
	BSS PPS	122		SAR	126
	SBS A2	123		MTS A2	126
	WBAZ	124		CPL	127
	MCS	125			

BSS | PPS

TIMBER-TO-METAL SELF-DRILLING SCREW

- For direct fastening of timber elements to steel substructures without pre-holes
- The fins protect the screw thread during timber pull-through. They guarantee maximum threading efficiency in metal and perfect adhesion between the thickness of the timber and the metal
- The PPS version with partial thread is ideal for fastening SIP and sandwich panels to metal, even in thick layers, thanks to the complete range of lengths up to 240 mm
- Very sharp under-head ribs for a perfect surface finish on the wooden element
- Special self-perforating tip with bleeder geometry for excellent drilling capacity both in aluminium (thickness: up to 10 mm) and steel (thickness: up to 8 mm)



 Data sheet available online




BSS

d ₁	d _k	CODE	L		b		A		s ₁		s ₂		pcs
[mm] [in]	[mm] [in]		[mm]	[in]	[mm]	[in]	[mm]	[in]	[mm]	[in]	[mm]	[in]	
4,2 0,17 TX 20	8,00 0,315	BSS4232	32	1 1/4	19	3/4	17	11/16	1 ÷ 3	0.039÷0.118	2 ÷ 4	0.079÷0.157	500
		BSS4238	38	1 1/2	25	1	23	7/8	1 ÷ 3	0.039÷0.118	2 ÷ 4	0.079÷0.157	500
4,8 0,19 TX 25	9,25 0,364	BSS4838	38	1 1/2	23	7/8	21	13/16	2 ÷ 4	0.079÷0.157	3 ÷ 5	0.118÷0.197	200
		BSS4845	45	1 3/4	30	1 3/16	28	1 1/8	2 ÷ 4	0.079÷0.157	3 ÷ 5	0.118÷0.197	200
5,5 0,22 TX 30	10,50 0,413	BSS5545	45	1 3/4	29	1 1/8	26	1 1/32	3 ÷ 5	0.118÷0.197	4 ÷ 6	0.157÷0.236	200
		BSS5550	50	1 15/16	34	1 5/16	31	1 1/4	3 ÷ 5	0.118÷0.197	4 ÷ 6	0.157÷0.236	200
6,3 0,25 TX 30	12,00 0,472	BSS6360	60	2 3/8	40	1 9/16	36	1 7/16	4 ÷ 6	0.157÷0.236	6 ÷ 8	0.236÷0.315	100
		BSS6370	70	2 3/4	50	1 15/16	46	1 13/16	4 ÷ 6	0.157÷0.236	6 ÷ 8	0.236÷0.315	100
		BSS6385	85	3 3/8	65	2 9/16	61	2 3/8	4 ÷ 6	0.157÷0.236	6 ÷ 8	0.236÷0.315	100
		BSS63100	100	4	80	3 1/8	76	3	4 ÷ 6	0.157÷0.236	6 ÷ 8	0.236÷0.315	100

PPS

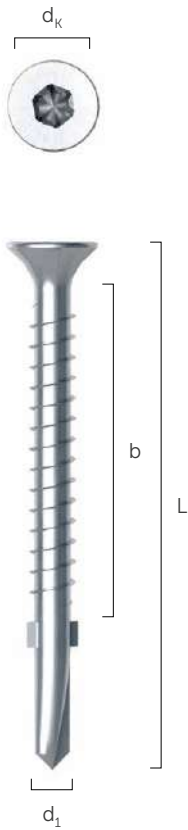
d ₁	d _k	CODE	L		b		A		s ₁		s ₂		pcs
[mm] [in]	[mm] [in]		[mm]	[in]	[mm]	[in]	[mm]	[in]	[mm]	[in]	[mm]	[in]	
6,3 0,25 TX 30	12,50 0,492	PPS63125	125	4 15/16	60	2 3/8	96	3 3/4	6 ÷ 8	0.236÷0.315	8 ÷ 10	0.315÷0.394	100
		PPS63145	145	5 11/16	60	2 3/8	116	4 9/16	6 ÷ 8	0.236÷0.315	8 ÷ 10	0.315÷0.394	100
		PPS63165	165	6 1/2	60	2 3/8	136	5 3/8	6 ÷ 8	0.236÷0.315	8 ÷ 10	0.315÷0.394	100
		SPP63180	180	7 1/8	60	2 3/8	151	5 15/16	6 ÷ 8	0.236÷0.315	8 ÷ 10	0.315÷0.394	100
		SPP63200	200	8	60	2 3/8	171	6 3/4	6 ÷ 8	0.236÷0.315	8 ÷ 10	0.315÷0.394	100
		SPP63220	220	8 5/8	60	2 3/8	191	7 1/2	6 ÷ 8	0.236÷0.315	8 ÷ 10	0.315÷0.394	100
		SPP63240	240	9 1/2	60	2 3/8	211	8 5/16	6 ÷ 8	0.236÷0.315	8 ÷ 10	0.315÷0.394	100

s₁ thickness, steel plate S235/St37
s₂ thickness, aluminium plate



SBS A2

BI-METAL TIMBER-TO-METAL SELF-DRILLING SCREW



- The head and body are made of A2 | AISI304 stainless steel, thus providing high resistant to corrosion
- Special self-perforating tip in carbon steel with bleeder geometry for excellent drilling capacity both in aluminium and steel
- The fins protect the screw thread during timber pull-through
- The A2 | AISI304 stainless steel head and body make it ideal for outdoor applications in aggressive environments
- Very sharp under-head ribs for a perfect surface finish on the wooden element
- Direct fastening, without pre-drilling hole, of timber elements to steel substructures (maximum thickness: 6,0 mm)

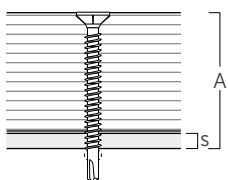


Data sheet available online

A2
AISI 304

INCLUDED

A maximum fastening thickness



d ₁	d _k	CODE	L	b	A	s ₁	s ₂	pcs
[mm] [in]	[mm] [in]		[mm] [in]	[mm] [in]	[mm] [in]	[mm] [in]	[mm] [in]	
4,8 TX 25	9,25 0.364	SBSA24845	45 1 3/4	31 1 1/4	30 1 3/16	1 + 3 0.039÷0.118	2+3 0.039÷0.118	200
5,5 TX 25	10,50 0.413	SBSA25555	55 2 3/16	39 1 9/16	37 1 7/16	2 + 5 0.079÷0.197	3 + 5 0.079÷0.197	200
6,3 TX 30	10,50 0.413	SBSA26370	70 2 3/4	53 2 1/16	49 1 15/16	3+6 0.118÷0.236	4+8 0.118÷0.236	100
		SBSA263120	120 4 3/4	103 4 1/16	99 3 7/8	3+6 0.118÷0.236	4+8 0.118÷0.236	100

s₁ thickness, steel plate S235/St37
 s₂ thickness, aluminium plate



Always at the retailer's side

The **TECHNICAL CONSULTANT** who follows you is also the first point of reference for any doubt about the installation or for a simple advice to train employees, setting up the store and solving general problems.


Moreover, all our customers can count on a **CUSTOMER SERVICE** and on the **TECHNICAL SUPPORT** of our engineers.


Make it easy.

WBAZ


WASHER WITH GASKET FOR METAL SHEET

- Perfect watertight closure and excellent sealing thanks to the EPDM sealing gasket
- Excellent resistance to UV rays. Ideal for outdoor use thanks to the adaptability of the EPDM gasket and washer in stainless steel A2 | AISI304
- Ideal in combination with SAR screw, which can be installed without pre-drilling hole on sheet metal up to 6 mm thick, TBS EVO Ø6, which can be installed without pre-drilling hole on metal sheet up to 0,7 mm thick, or with MTS A2 | AISI304 screw, which can be installed with pre-drilling hole
- It can also be used on sandwich panels, corrugated panels and faux tiles



 Data sheet
available online

A2
AISI 304



CODE	material	D ₂		H		D ₁		pcs
		[mm]	[in]	[mm]	[in]	[mm]	[in]	
WBAZ25A2	A2 AISI304 and EPDM	25	0.99	15	9/16	6,5	0.26	100

Screw diameter $\varnothing_{\text{screw}} = 6,0 - 6,5 \text{ mm}$

RELATED PRODUCTS



TLL EVO
FLANGE HEAD
SCREW WITH C4 EVO
COATING
page 105



SAR
SELF-DRILLING SCREW
FOR STEEL, HEXAGONAL
HEAD
page 126



CPL
PRE-PAINTED METAL
SHEET CAP WITH PE
GASKET
page 127




AIR BITUM
BITUMINOUS MEMBRANE
SEALANT SPRAY, READY
FOR USE
page 166

MCS

SCREW WITH WASHER FOR METAL SHEET



- A2 | AISI304 stainless steel screw with integrated A2 | AISI304 stainless steel washer and EPDM gasket
- The A2 | AISI304 stainless steel ensures high resistance to corrosion. Also available in various colours: copper or chocolate brown
- Convex head with TX impression for secure fastening of sheet metal on timber or plaster
- It can be used outdoors in aggressive environments. Suitable for service classes 1-2-3. Fastening metal structural elements to timber substructures
- Ideal for fastening metal sheet roofs of pergolas, gutters and outdoor structures to timber



Data sheet available online



RANGE OF COLOURS AVAILABLE:



stainless steel



chocolate brown RAL 8017



copper finishing



light grey RAL 9002

MCS A2 - stainless steel

d ₁ [mm] [in]	d _k [mm] [in]	CODE	L		D		colour	pcs
			[mm]	[in]	[mm]	[in]		
4,5 0.18 TX 20	8,30 0.327	MCS4525A2	25	1	20	0.79	●	200
		MCS4535A2	35	1 3/8	20	0.79	●	200
		MCS4545A2	45	1 3/4	20	0.79	●	200
		MCS4560A2	60	2 3/8	20	0.79	●	200
		MCS4580A2	80	3 1/8	20	0.79	●	200
		MCS45100A2	100	4	20	0.79	●	200
MCS45120A2	120	4 3/4	20	0.79	●	200		

MCS M - chocolate brown


d ₁ [mm] [in]	d _k [mm] [in]	CODE	L		D		colour	pcs
			[mm]	[in]	[mm]	[in]		
4,5 0.18 TX 20	8,30 0.327	MCS4525A2M	25	1	20	0.79	●	200
		MCS4535A2M	35	1 3/8	20	0.79	●	200
		MCS4545A2M	45	1 3/4	20	0.79	●	200

MCS CU - copper finishing

d ₁ [mm] [in]	d _k [mm] [in]	CODE	L		D		colour	pcs
			[mm]	[in]	[mm]	[in]		
4,5 0.18 TX 20	8,30 0.327	MCS4525CU	25	1	20	0.79	●	200
		MCS4535CU	35	1 3/8	20	0.79	●	200
		MCS4545CU	45	1 3/4	20	0.79	●	200
		MCS4560CU	60	2 3/8	20	0.79	●	200
		MCS4580CU	80	3 1/8	20	0.79	●	200
		MCS45100CU	100	4	20	0.79	●	100
MCS45120CU	120	4 3/4	20	0.79	●	200		

MCS B - light grey

d ₁ [mm] [in]	d _k [mm] [in]	CODE	L		D		colour	pcs
			[mm]	[in]	[mm]	[in]		
4,5 0.18 TX 20	8,30 0.327	MCS4525A2B	25	1	20	0.79	●	200
		MCS4535A2B	35	1 3/8	20	0.79	●	200
		MCS4545A2B	45	1 3/4	20	0.79	●	200



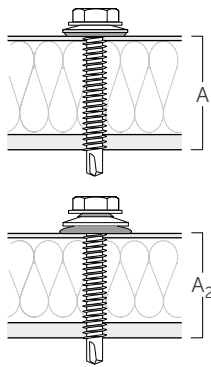
SAR

SELF-DRILLING SCREW FOR STEEL, HEXAGONAL HEAD

- Self-perforating tip with bleeder geometry for excellent drilling capacity (up to 6 mm on steel)
- Self-tapping thread for steel and hexagonal head with dummy washer SW 10
- Carbonitrided steel screw with galvanic treatment and white zinc plating



Zn
ELECTRO
PLATED




d ₁	d _{UK}	CODE	L		A		A ₂		pcs
[mm] [in]	[mm] [in]		[mm]	[in]	[mm]	[in]	[mm]	[in]	
6,3 0.25 SW 10	12,50 0.492	SAR6360	60	2 3/8	min. 0 ÷ max. 48	min. 0 ÷ max. 1 7/8	max. 39	max. 1 9/16	100
		SAR6370	70	2 3/4	min. 14 ÷ max. 58	min. 9/16 ÷ max. 2 5/16	max. 49	max. 1 15/16	100
		SAR6380	80	3 1/8	min. 24 ÷ max. 68	min. 15/16 ÷ max. 2 11/16	max. 59	max. 2 5/16	100
		SAR63100	100	4	min. 44 ÷ max. 88	min. 1 3/4 ÷ max. 3 7/16	max. 79	max. 3 1/8	100
		SAR63120	120	4 3/4	min. 64 ÷ max. 108	min. 2 1/2 ÷ max. 4 1/4	max. 99	max. 3 7/8	100
		SAR63140	140	5 1/2	min. 84 ÷ max. 128	min. 3 5/16 ÷ max. 5 1/16	max. 119	max. 4 11/16	100
		SAR63160	160	6 1/4	min. 104 ÷ max. 148	min. 4 1/8 ÷ max. 5 13/16	max. 139	max. 5 1/2	100
		SAR63180	180	7 1/8	min. 124 ÷ max. 168	min. 4 7/8 ÷ max. 6 5/8	max. 159	max. 6 1/4	100
SAR63200	200	8	min. 144 ÷ max. 188	min. 5 11/16 ÷ max. 7 3/8	max. 179	max. 7 1/16	100		

A fastening package
A₂ maximum package that can be fastened with WBAZ


MTS A2

SCREWS FOR METAL SHEET

- Ideal for use in combination with WBAZ washers to achieve water-tight fastening to metal sheet; requires a pre-drill
- The hexagonal head facilitates any subsequent removal
- The A2 | AISI304 stainless steel ensures high resistance to corrosion and excellent durability, even in aggressive environments



A2
AISI 304



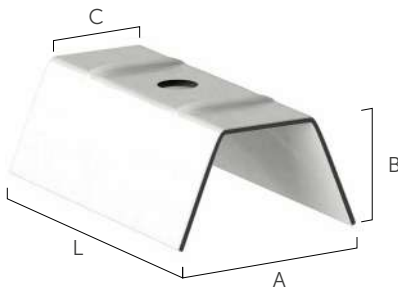
d ₁	d _{UK}	CODE	L		b		A	pcs	
[mm] [in]	[mm] [in]		[mm]	[in]	[mm]	[in]	[mm]		
6 0.24 SW 8	12,50 0.492	MTS680	80	3 1/8	58	2 5/16	20÷40	min. 13/16 ÷ max. 1 9/16	100
		MTS6100	100	4	58	2 5/16	40÷60	min. 1 9/16 ÷ max. 2 3/8	100
		MTS6120	120	4 3/4	58	2 5/16	60÷80	min. 2 3/8 ÷ max. 3 1/8	100

A thickness of fixture

CPL

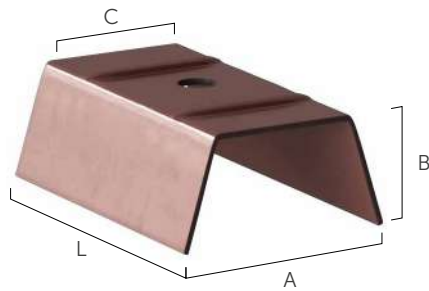
PRE-PAINTED METAL SHEET CAP WITH PE GASKET

- Pre-painted carbon steel caps. 40x50 mm aluminium version. Complete with PE gasket for watertight closure with metal sheet
- Full range of sizes for compatibility with different metal sheet sizes on the market
- Available in a variety of colours to suit every roofing aesthetic requirement



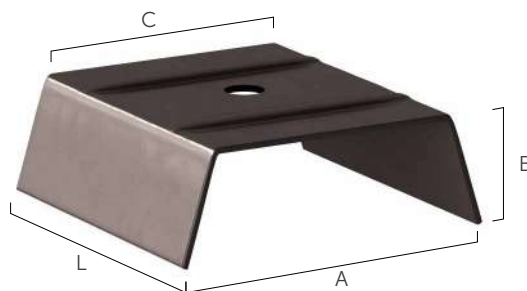
CPL - light grey

CODE	C		A		L		B		colour	pcs
	[mm]	[in]	[mm]	[in]	[mm]	[in]	[mm]	[in]		
CPLW1528	15	9/16	28	1 1/8	50	1 15/16	16	5/8	●	50
CPLW2036	20	13/16	36	1 7/16	50	1 15/16	16	5/8	●	50
CPLW2534	25	1	34	1 5/16	50	1 15/16	16	5/8	●	50
CPLW3040	30	1 3/16	40	1 9/16	50	1 15/16	16	5/8	●	50
CPLW4050	40	1 9/16	50	1 15/16	50	1 15/16	16	5/8	●	50



CPL - Siena red

CODE	C		A		L		B		colour	pcs
	[mm]	[in]	[mm]	[in]	[mm]	[in]	[mm]	[in]		
CPLR1528	15	9/16	28	1 1/8	50	1 15/16	16	5/8	●	50
CPLR2036	20	13/16	36	1 7/16	50	1 15/16	16	5/8	●	50
CPLR2534	25	1	34	1 5/16	50	1 15/16	16	5/8	●	50
CPLR3040	30	1 3/16	40	1 9/16	50	1 15/16	16	5/8	●	50
CPLR4050	40	1 9/16	50	1 15/16	50	1 15/16	16	5/8	●	50



CPL - dark brown

CODE	C		A		L		B		colour	pcs
	[mm]	[in]	[mm]	[in]	[mm]	[in]	[mm]	[in]		
CPLB1528	15	9/16	28	1 1/8	50	1 15/16	16	5/8	●	50
CPLB2036	20	13/16	36	1 7/16	50	1 15/16	16	5/8	●	50
CPLB2534	25	1	34	1 5/16	50	1 15/16	16	5/8	●	50
CPLB3040	30	1 3/16	40	1 9/16	50	1 15/16	16	5/8	●	50
CPLB4050	40	1 9/16	50	1 15/16	50	1 15/16	16	5/8	●	50

RANGE OF COLOURS AVAILABLE:

- light grey
RAL 9002
- Siena red
RAL 3009
- dark brown
RAL 8017

RELATED PRODUCTS



TLL EVO
FLANGE HEAD SCREW
WITH C4 EVO COATING
page 105



SAR
SELF-DRILLING SCREW FOR
STEEL, HEXAGONAL HEAD
page 126



MTS A2
SCREWS FOR METAL
SHEET
page 126



WBAZ
WASHER WITH GASKET
FOR METAL SHEET
page 124


CHEMICAL AND METAL ANCHORS

CHEMICAL ANCHORS 130



V-NEX	130
P-NEX	131

SCREW ANCHORS 132



SKR-HT SKS	132
SKR EVO SKS EVO	133
SKR-CE SKS-CE	134
MBS	135

HEAVY ANCHORS 136




AB7	136
ABS	136
AB1	137
AB1-A4	137
ABU	138
AHZ	138
AHS	139

PLUGS 139



NDC	139
NDS	140
NDB	140
NDK	141
NDL	141

RODS AND BUSHINGS 142




INA	142
IHP IHM	142

V-NEX

VINYL ESTER CHEMICAL ANCHOR WITHOUT STYRENE

- CE option 1 for cracked and uncracked concrete
- Certified use for post-installed threaded rods and reinforcing rods according to ETA-20/0363 Option 1
- C2 Seismic performance category (M12-M16)
- Comply with LEED®, IEQ Credit 4.1
- A+ Class: emission of volatile organic compounds (VOC) in living environments
- Certified for masonry use in solid and semi-hollow material (categories b, c, d)
- Dry, wet concrete or submerged holes
- Certified for use on aerated autoclaved concrete blocks (AAC)



 Data sheet available online



CODE	format		pcs
	[mL]	[US fl oz]	
VNEX300	300	10.14	12
VNEX420	420	14.20	12

Expiry from date of manufacturing: 12 months for 300 mL, 18 months for 420 mL.
Storage temperature between +5 and 25° C.
Nozzle included in the package.

AVAILABLE ACCESSORIES

CODE	description	pcs
STING	spare nozzle for 300 and 400 mL cartridges	1

RELATED PRODUCTS



MAMMOTH
SPECIAL GUN FOR 400 mL CARTRIDGES
page 251



FLY
PROFESSIONAL GUN FOR 310 mL CARTRIDGES
page 250



INA
THREADED ROD CL. 5.8 WITH NUT AND WASHER
page 142




IHM | IHP
BUSHINGS FOR PERFORATED MATERIALS
page 142

POLYESTER CHEMICAL ANCHOR WITHOUT STYRENE

- CE Option 7 for uncracked concrete
- Certified for masonry use in solid and semi-hollow material (categories b, c, d)
- Certified for use on aerated autoclaved concrete blocks (AAC)
- Comply with LEED®, IEQ Credit 4.1
- A+ Class: emission of volatile organic compounds (VOC) in living environments
- Dry, wet concrete or submerged holes



 Data sheet available online



CODE	format		pcs
	[mL]	[US fl oz]	
PNEX300	300	10.14	12
PNEX420	420	14.20	12

Expiry from date of manufacturing: 12 months for 300 mL, 18 months for 420 mL.
Storage temperature between +5 and 25° C.
Nozzle included in the package.

AVAILABLE ACCESSORIES

CODE	description	pcs
STING	spare nozzle for 300 and 400 mL cartridges	1

RELATED PRODUCTS



MAMMOTH
SPECIAL GUN FOR 400 mL CARTRIDGES
page 251



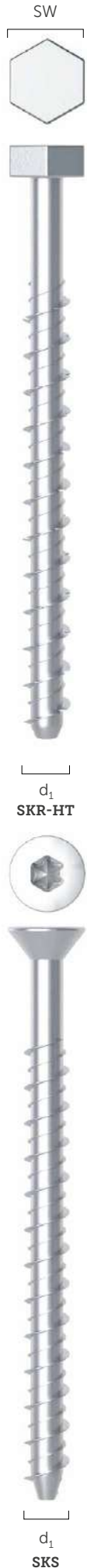
FLY
PROFESSIONAL GUN FOR 310 mL CARTRIDGES
page 250



INA
THREADED ROD CL. 5.8 WITH NUT AND WASHER
page 142



IHM | IHP
BUSHINGS FOR PERFORATED MATERIALS
page 142




SKR-HT | SKS

SCREW ANCHORS

- Suitable for uncracked concrete
- Hexagonal head of increased size
- Thread is suitable for dry fastening
- Electrogalvanized carbon steel
- Through fastening
- No fastener expansion



 Data sheet available online

Zn
ELECTRO
PLATED

SKR-HT

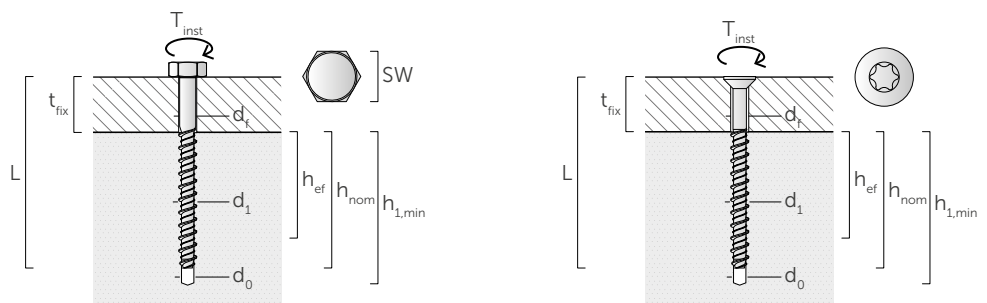
hexagonal head

d ₁ [mm] [in]	CODE	L [mm] [in]	t _{fix} [mm] [in]	h _{1,min} [mm] [in]	h _{nom} [mm] [in]	d ₀ [mm] [in]	d _{f timber} [mm] [in]	d _{f steel} [mm] [in]	SW [mm] [Nm] [ft lbs]	T _{inst} [Nm] [ft lbs]	pcs
7.5 0.30	SKR7560	60 2 3/8	10 3/8	60 2 3/8	50 1 15/16	6 0.24	8 0.32	8-10 0.32 - 0.4	13 15 11.1	15 11.1	50
	SKR7580	80 3 1/8	30 1 3/16	60 2 3/8	50 1 15/16	6 0.24	8 0.32	8-10 0.32 - 0.4	13 15 11.1	15 11.1	50
	SKR75100	100 4	20 13/16	90 3 1/2	80 3 1/8	6 0.24	8 0.32	8-10 0.32 - 0.4	13 15 11.1	15 11.1	50
10 0.40	SKR1080H	80 3 1/8	30 1 3/16	65 2 9/16	50 1 15/16	8 0.32	10 0.40	10-12 0.4 - 0.48	16 25 18.4	25 18.4	50
	SKR10100H	100 4	20 13/16	95 3 3/4	80 3 1/8	8 0.32	10 0.40	10-12 0.4 - 0.48	16 25 18.4	25 18.4	25
	SKR10120H	120 4 3/4	40 1 9/16	95 3 3/4	80 3 1/8	8 0.32	10 0.40	10-12 0.4 - 0.48	16 25 18.4	25 18.4	25
	SKR10140H	140 5 1/2	60 2 3/8	95 3 3/4	80 3 1/8	8 0.32	10 0.40	10-12 0.4 - 0.48	16 25 18.4	25 18.4	25
	SKR10160	160 6 1/4	80 3 1/8	95 3 3/4	80 3 1/8	8 0.32	10 0.40	10-12 0.4 - 0.48	16 25 18.4	25 18.4	25
12 0.48	SKR12100H	100 4	20 13/16	100 4	80 3 1/8	10 0.4	12 0.48	12-14 0.48 - 0.56	18 50 36.9	50 36.9	25
	SKR12120H	120 4 3/4	40 1 9/16	100 4	80 3 1/8	10 0.4	12 0.48	12-14 0.48 - 0.56	18 50 36.9	50 36.9	25
	SKR12140H	140 5 1/2	60 2 3/8	100 4	80 3 1/8	10 0.4	12 0.48	12-14 0.48 - 0.56	18 50 36.9	50 36.9	25
	SKR12160H	160 6 1/4	80 3 1/8	100 4	80 3 1/8	10 0.4	12 0.48	12-14 0.48 - 0.56	18 50 36.9	50 36.9	25
	SKR12200H	200 8	120 4 3/4	100 4	80 3 1/8	10 0.4	12 0.48	12-14 0.48 - 0.56	18 50 36.9	50 36.9	25
	SKR12240	240 9 1/2	160 6 1/4	100 4	80 3 1/8	10 0.4	12 0.48	12-14 0.48 - 0.56	18 50 36.9	50 36.9	25
	SKR12280	280 11	200 8	100 4	80 3 1/8	10 0.4	12 0.48	12-14 0.48 - 0.56	18 50 36.9	50 36.9	25
	SKR12320	320 12 5/8	240 9 1/2	100 4	80 3 1/8	10 0.4	12 0.48	12-14 0.48 - 0.56	18 50 36.9	50 36.9	25
	SKR12400	400 15 3/4	320 12 5/8	100 4	80 3 1/8	10 0.4	12 0.48	12-14 0.48 - 0.56	18 50 36.9	50 36.9	25

SKS

countersunk head

d ₁ [mm] [in]	CODE	L [mm] [in]	t _{fix} [mm] [in]	h _{1,min} [mm] [in]	h _{nom} [mm] [in]	d ₀ [mm] [in]	d _{f timber} [mm] [in]	d _{f steel} [mm]	TX	T _{inst} [Nm]	pcs
7.5 0.30	SKS7560	60 2 3/8	10 3/8	60 2 3/8	50 1 15/16	6 0.24	8 0.32	-	40	-	50
	SKS7580	80 3 1/8	30 1 3/16	60 2 3/8	50 1 15/16	6 0.24	8 0.32	-	40	-	50
	SKS75100	100 4	20 13/16	90 3 1/2	80 3 1/8	6 0.24	8 0.32	-	40	-	50
	SKS75120	120 4 3/4	40 1 9/16	90 3 1/2	80 3 1/8	6 0.24	8 0.32	-	40	-	50
	SKS75140	140 5 1/2	60 2 3/8	90 3 1/2	80 3 1/8	6 0.24	8 0.32	-	40	-	50
	SKS75160	160 6 1/4	80 3 1/8	90 3 1/2	80 3 1/8	6 0.24	8 0.32	-	40	-	50



SKR EVO | SKS EVO

SCREW ANCHORS

- Suitable for uncracked concrete
- Hexagonal head of increased size
- Thread is suitable for dry fastening
- C4 EVO coating
- Through fastening
- No fastener expansion



Data sheet available online

C4
EVO
COATING

SKR EVO

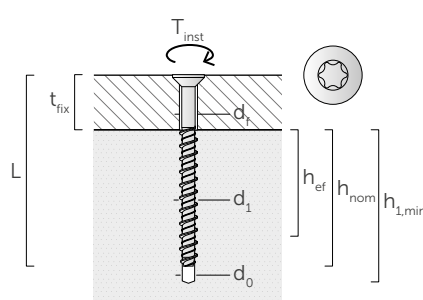
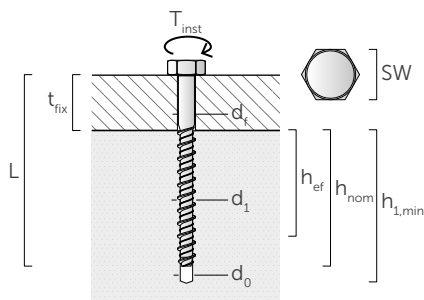
hexagonal head anti-corrosion coating

d ₁	CODE	L	t _{fix}	h _{1,min}	h _{nom}	d ₀	d _{f timber}	d _{f steel}	SW	T _{inst}	pcs
[mm] [in]		[mm] [in]	[mm] [in]	[mm] [in]	[mm] [in]	[mm] [in]	[mm] [in]	[mm] [in]	[mm] [Nm]	[ft lbs]	
7.5 0.30	SKREVO7560	60 2 3/8	10 3/8	60 2 3/8	50 1 15/16	6 0.24	8 0.32	8-10 0.32 - 0.4	13	15 11.1	50
10 0.40	SKREVO1080	80 3 1/8	30 1 3/16	65 2 9/16	50 1 15/16	8 0.32	10 0.4	10-12 0.4 - 0.48	16	25 18.4	50
12 0.48	SKREVO12100	100 4	20 13/16	100 4	80 3 1/8	10 0.40	12 0.48	12-14 0.48 - 0.56	18	50 22.1	25

SKS EVO

hexagonal head anti-corrosion coating

d ₁	CODE	L	t _{fix}	h _{1,min}	h _{nom}	d ₀	d _{f timber}	d _{f steel}	TX	T _{inst}	pcs
[mm] [in]		[mm] [in]	[mm] [in]	[mm] [in]	[mm] [in]	[mm] [in]	[mm] [in]	[mm]		[Nm]	
7.5 0.30	SKSEVO7580	80 2 3/8	30 1 3/16	60 2 3/8	50 1 15/16	6 0.24	8 0.32	-	40	-	50
	SKSEVO75100	100 3 1/8	20 13/16	90 3 1/2	80 3 1/8	6 0.24	8 0.32	-	40	-	50
	SKSEVO75120	120 4	40 1 9/16	90 3 1/2	80 3 1/8	6 0.24	8 0.32	-	40	-	50



SKR-CE | SKS-CE



SCREW ANCHORS

- CE option 1 for cracked and uncracked concrete
- Seismic performance category C1 (M10-M16) and C2 (M12-M16)
- Carbon steel with zinc coating
- Flanged head with self-locking knurling (SKR-CE)
- Fire resistance R120
- Through fastening
- No fastener expansion

Data sheet available online

SKR-CE

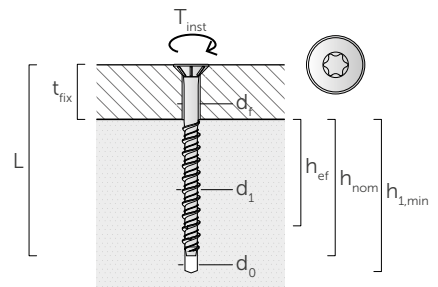
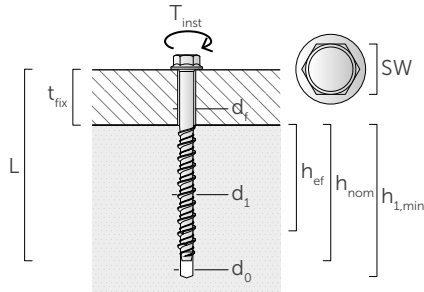
hexagonal head with mock washer

d ₁ [mm] [in]	CODE	L [mm] [in]		t _{fix} [mm] [in]		h _{1,min} [mm] [in]		h _{nom} [mm] [in]		h _{ef} [mm] [in]		d ₀ [mm] [in]	d _f [mm] [in]	SW [mm] [Nm] [ft lbs]	T _{inst} [Nm] [ft lbs]	pcs			
8 0.32	SKR8100CE	100	4	40	1 9/16	75	2 15/16	60	2 3/8	48	1 7/8	6	0.24	9	0.36	10	20	14.8	50
	SKR1080CE	80	3 1/8	10	3/8	85	3 3/8	70	2 3/4	56	2 3/16	8	0.32	12	0.48	13	50	36.9	50
10 0.40	SKR10100CE	100	4	30	1 3/16	85	3 3/8	70	2 3/4	56	2 3/16	8	0.32	12	0.48	13	50	36.9	25
	SKR10120CE	120	4 3/4	50	1 15/16	85	3 3/8	70	2 3/4	56	2 3/16	8	0.32	12	0.48	13	50	36.9	25
	SKR1290CE	90	3 1/2	10	3/8	100	4	80	3 1/8	64	2 1/2	10	0.4	14	0.56	15	80	59	25
12 0.48	SKR12110CE	110	4 3/8	30	1 3/16	100	4	80	3 1/8	64	2 1/2	10	0.4	14	0.56	15	80	59	25
	SKR12150CE	150	6	70	2 3/4	100	4	80	3 1/8	64	2 1/2	10	0.4	14	0.56	15	80	59	25
	SKR12210CE	210	8 1/4	130	5 1/8	100	4	80	3 1/8	64	2 1/2	10	0.4	14	0.56	15	80	59	20
	SKR12250CE	250	10	170	6 3/4	100	4	80	3 1/8	64	2 1/2	10	0.4	14	0.56	15	80	59	15
	SKR12290CE	290	11 7/16	210	8 1/4	100	4	80	3 1/8	64	2 1/2	10	0.4	14	0.56	15	80	59	15
16 0.63	SKR16130CE	130	5 1/8	20	13/16	140	5 1/2	110	4 3/8	85	3 3/8	14	0.56	18	0.71	21	160	118	10

SKS-CE

countersunk flat head

d ₁ [mm] [in]	CODE	L [mm] [in]		t _{fix} [mm] [in]		h _{1,min} [mm] [in]		h _{nom} [mm] [in]		h _{ef} [mm] [in]		d ₀ [mm] [in]	d _f [mm] [in]	TX	T _{inst} [Nm] [ft lbs]	pcs			
8 0.32	SKS75100CE	100	4	40	1 9/16	75	2 15/16	60	2 3/8	48	1 7/8	6	0.24	9	0.36	30	20	14.8	50
10 0.40	SKS10100CE	100	4	30	1 3/16	85	3 3/8	70	2 3/4	56	2 3/16	8	0.32	12	0.48	40	50	36.9	50



d₁
SKR-CE



d₁
SKS-CE



MBS

SELF-TAPPING SCREW FOR MASONRY

- Appropriate for direct fastening on compact and semi-solid materials: natural stone, concrete, solid bricks and hollow bricks
- The cylindrical head is ideal for fastening timber frames directly to masonry supports
- The HI-LOW thread allows secure fastening even close to the edges of the support



Zn
ELECTRO
PLATED

d ₁ [mm] [in]	d _k [mm] [in]	CODE	L		pcs
			[mm]	[in]	
7,5 0.30 TX 30	8,00 0.315	MBS7552	52	2 1/16	100
		MBS7572	72	2 13/16	100
		MBS7592	92	3 5/8	100
		MBS75112	112	4 7/16	100
		MBS75132	132	5 3/16	100
		MBS75152	152	6	100
		MBS75182	182	7 3/16	100
		MBS75212	212	8 3/8	100
		MBS75242	242	9 1/2	100

SPEED TRAINING

Training meetings of about two hours in which the features of our products are explained.

TARGET AUDIENCE

- Salespeople, Sector or Department Heads
- Sales network

LOCATION

- Shop

PURPOSE

- Train co-workers to increase their competence on HOLZ TECHNIC products

RESULT

- Increase in product mix
- Increase in turnover
- Opportunity to enter a growing market
- Professionalism towards the final customer



CE7 HEAVY ANCHOR

- CE option 7 for uncracked concrete
- Electrogalvanized carbon steel
- Complete with nut and washer
- Long thread
- Extra-long multiway expansion clamp
- Suitable for dense materials
- Torque-controlled expansion

Data sheet available online

Zn
ELECTRO
PLATED

AB7 STANDARD washer ISO 7089

CODE	d=d ₀		L _t		t _{fix}		SW	T _{inst}		pcs
	[mm]	[in]	[mm]	[in]	[mm]	[in]		[Nm]	[ft lbf]	
AB71075	10	0.40	75	2 15/16	10	3/8	17	35	25.8	50
AB712100	12	0.48	100	4	18	11/16	19	55	40.6	50
AB712120			120	4 3/4	38	1 1/2	19	55	40.6	20
AB716145	16	0.63	145	5 11/16	30	1 3/16	24	100	73.8	15
AB716220			220	8 5/8	105	4 1/8	24	100	73.8	10
AB720170	20	0.79	170	6 3/4	35	1 3/8	30	150	110.6	5

AB7 EXTRALONG large size washer ISO 7093

CODE	d=d ₀		L _t		t _{fix}		SW	T _{inst}		pcs
	[mm]	[in]	[mm]	[in]	[mm]	[in]		[Nm]	[ft lbf]	
AB716300	16	0.63	300	11 3/4	185	7 1/4	24	100	73.8	5
AB716400			400	15 3/4	285	9 5/8	24	100	73.8	5

HEAVY ANCHOR WITH CE1 LOOP FASTENER SEISMIC CATEGORY C2

- CE option 1 for cracked and uncracked concrete
- Seismic performance category C1 and C2
- Electrogalvanized carbon steel
- Fire resistance R120
- 8.8 grade screw with hexagonal head and washer
- Suitable for dense materials
- Torque-controlled expansion

Data sheet available online

R120

SEISMIC C2

Zn
ELECTRO
PLATED

CODE	d=d ₀		L _t		t _{fix}		SW	T _{inst}		pcs
	[mm]	[in]	[mm]	[in]	[mm]	[in]		[Nm]	[ft lbf]	
ABS1070	10	0.40	70	2 3/4	5	3/16	10	15	11.1	50
ABS10100			100	4	35	1 3/8	10	15	11.1	50
ABS12100	12	0.48	100	4	30	1 3/16	13	30	22.1	25
ABS12120			120	4 3/4	50	1 3/16	13	30	22.1	25
ABS16120	16	0.63	120	4 3/4	40	1 15/16	17	50	22.1	20
ABS16140			140	5 1/2	60	1 9/16	17	50	36.9	20

AB1



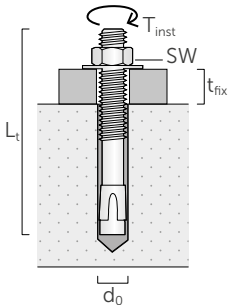
CE1 HEAVY ANCHOR SEISMIC CATEGORY C2 (M12-M16)

- CE option 1 for cracked and uncracked concrete
- Seismic performance category C1 (M10-M16) and C2 (M12-M16)
- Electrogalvanized carbon steel
- Fire resistance R120
- Complete with nut and washer
- Suitable for dense materials
- Torque-controlled expansion

Data sheet available online



CODE	d=d ₀		L _t		t _{fix}		SW [mm]	T _{inst}		pcs
	[mm]	[in]	[mm]	[in]	[mm]	[in]		[Nm]	[ft lbf]	
AB1875	8	0.32	75	2 15/16	9	3/8	13	15	11.1	100
AB1895			95	3 3/4	29	1 1/8	13	15	11.1	50
AB18115			115	4 1/2	49	1 15/16	13	15	11.1	50
AB110115	10	0.40	115	4 1/2	35	1 3/8	17	40	29.5	25
AB110135			135	5 5/16	55	2 3/16	17	40	29.5	25
AB112100	12	0.48	100	4	4	3/16	19	60	44.3	25
AB112120			120	4 3/4	24	15/16	19	60	44.3	25
AB112150			150	6	54	2 1/8	19	60	44.3	25
AB112180			180	7 1/8	84	3 5/16	19	60	44.3	25
AB116145	16	0.63	145	5 11/16	28	1 1/8	24	100	73.8	10



AB1-A4



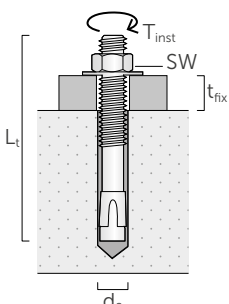
CE1 HEAVY ANCHOR SEISMIC CATEGORY C1

- CE option 1 for cracked and uncracked concrete
- Seismic performance category C1
- A4 stainless steel
- Fire resistance R120
- Complete with nut and washer
- Suitable for dense materials
- Torque-controlled expansion

Data sheet available online



CODE	d=d ₀		L _t		t _{fix}		SW [mm]	T _{inst}		pcs
	[mm]	[in]	[mm]	[in]	[mm]	[in]		[Nm]	[ft lbf]	
AB1892A4	8	0.32	92	3 5/8	30	1 3/16	13	20	14.8	50
AB18112A4			112	4 7/16	50	1 15/16	13	20	14.8	50
AB11092A4	10	0.40	92	3 5/8	10	3/8	17	35	25.8	50
AB110132A4			132	5 3/16	50	1 15/16	17	35	25.8	25
AB112118A4	12	0.48	118	4 5/8	20	13/16	19	70	51.6	20
AB116138A4	16	0.63	138	5 7/16	20	13/16	24	120	88.5	10



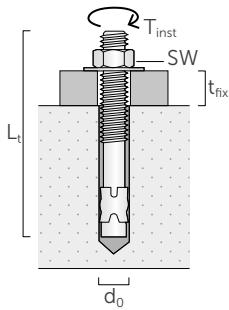
ABU

HEAVY ANCHOR



- Complete with nut and washer
- Long thread
- Electrogalvanized carbon steel
- Through fastening
- Torque-controlled expansion
- Suitable for dense materials

Zn
ELECTRO
PLATED



CODE	d=d ₀		L _t		t _{fix}		SW [mm]	T _{inst}		pcs
	[mm]	[in]	[mm]	[in]	[mm]	[in]		[Nm]	[ft lbf]	
ABU895	8	0.32	95	3 3/4	40	1 9/16	13	20	14.8	50
ABU8115			115	4 1/2	60	2 3/8	13	20	14.8	50
ABU1090	10	0.40	90	3 1/2	30	1 3/16	17	30	22.1	50
ABU10100			100	4	40	1 9/16	17	30	22.1	50
ABU10120			120	4 3/4	60	2 3/8	17	30	22.1	25
ABU1295	12	0.48	95	3 3/4	5	3/16	19	80	59.0	25
ABU12110			110	4 3/8	30	1 3/16	19	80	59.0	25
ABU12160			160	6 1/4	80	3 1/8	19	80	59.0	25
ABU14130	14	0.56	130	5 1/8	30	1 3/16	22	100	73.8	15
ABU16125	16	0.63	125	4 15/16	20	13/16	24	140	103.3	15
ABU16145			145	5 11/16	40	1 9/16	24	140	103.3	15

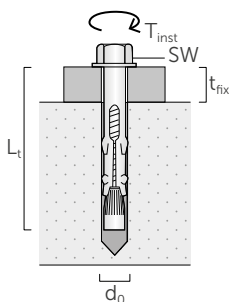
AHZ

MEDIUM HEAVY ANCHOR



- 8.8 grade screw with hexagonal head
- DIN 9021 large size washer
- Electrogalvanized carbon steel
- Through fastening
- Torque-controlled expansion
- Suitable for dense materials

Zn
ELECTRO
PLATED



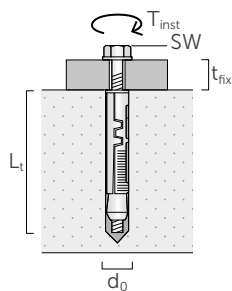
CODE	d=d ₀		L _t		t _{fix}		SW [mm]	T _{inst}		pcs
	[mm]	[in]	[mm]	[in]	[mm]	[in]		[Nm]	[ft lbf]	
AHZ870	8	0.32	70	2 3/4	30	1 3/16	10	15	11.1	100
AHZ1080	10	0.40	80	3 1/8	30	1 3/16	13	20	14.8	50
AHZ10100			100	4	50	1 15/16	13	20	14.8	50
AHZ10120			120	4 3/4	70	2 3/4	13	20	14.8	30
AHZ12100	12	0.48	100	4	40	1 9/16	17	35	25.8	25

AHS

ANCHOR FOR NON-PASS-THROUGH FASTENING



- 8.8 grade screw with hexagonal head
- DIN 9021 large size washer
- Electrogalvanized carbon steel
- Non-through fastening
- Torque-controlled expansion
- Suitable for dense materials




CODE	d=d ₀		L _t		d _{SCREW}		t _{fix}		SW		T _{inst}		pcs
	[mm]	[in]	[mm]	[in]	[mm]	[mm]	[in]	[mm]	[Nm]	[in]			
AHS1242	12	0.48	42	1 5/8	M6	5	3/16	10	13	9.6	50		
AHS1450	14	0.56	50	1 15/16	M8	8	5/16	13	25	18.4	50		
AHS1660	16	0.63	60	2 3/8	M10	20	13/16	17	50	36.9	25		

NDC




CE NYLON PLUG WITH SCREW



- Certified use for cracked and uncracked concrete, solid and hollow brick masonry (category of use a, b, c)
- R90 fire resistance for Ø10 mm
- Plastic anchor for use in concrete and masonry, in non-structural applications
- Complete with zinc plated steel screw with countersunk head
- Through fastening



CODE	d ₀		L _t		d _{SCREW} X L _{SCREW}		t _{fix}		h _{1,min}		h _{ef}		d _f	bit	pcs	
	[mm]	[in]	[mm]	[in]	[mm]	[in]	[mm]	[in]	[mm]	[in]	[mm]	[in]				
NDC880	8	0.32	80	3 1/8	5,5 x 85	0.22 x 3 3/8	10	3/8	80	3 1/8	70	2 3/4	8,5	0.34	TX30	50
NDC8100			100	4	5,5 x 105	0.22 x 4 1/8	30	1 3/16	80	3 1/8	70	2 3/4	8,5	0.34	TX30	50
NDC8120			120	4 3/4	5,5 x 125	0.22 x 4 15/16	50	1 15/16	80	3 1/8	70	2 3/4	8,5	0.34	TX30	50
NDC8140			140	5 1/2	5,5 x 145	0.22 x 5 11/16	70	2 3/4	80	3 1/8	70	2 3/4	8,5	0.34	TX30	50
NDC10100	10	0.40	100	4	7 x 105	0.28 x 4 1/8	30	1 3/16	80	3 1/8	70	2 3/4	10,5	0.42	TX40	50
NDC10120			120	4 3/4	7 x 125	0.28 x 4 15/16	50	1 15/16	80	3 1/8	70	2 3/4	10,5	0.42	TX40	50
NDC10140			140	5 1/2	7 x 145	0.28 x 5 11/16	70	2 3/4	80	3 1/8	70	2 3/4	10,5	0.42	TX40	25
NDC10160			160	6 1/4	7 x 165	0.28 x 6 1/2	90	3 1/2	80	3 1/8	70	2 3/4	10,5	0.42	TX40	25
NDC10200			200	8	7 x 205	0.28 x 8 1/16	130	5 1/8	80	3 1/8	70	2 3/4	10,5	0.42	TX40	25
NDC10240			240	9 1/2	7 x 245	0.28 x 9 5/8	170	6 3/4	80	3 1/8	70	2 3/4	10,5	0.42	TX40	20

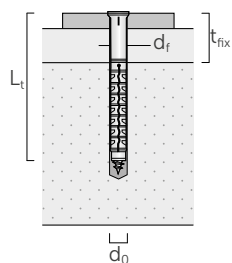


NDS

NYLON PLUG WITH SCREW

- Plastic anchor for applications on semi-hollow and hollow brick
- Through fastening
- Complete with 5.8 grade zinc plated steel screw with countersunk head
- Anti-rotational wings

Zn
ELECTRO
PLATED



CODE	d ₀ [mm] [in]	L _t [mm] [in]	d _{SCREW} X L _{SCREW} [mm] [in]		t _{fix} [mm] [in]		bit	pcs	
NDS10100	10 0.40	100	4	7 x 105	0.28 x 4 1/8	25	1	TX40	25
NDS10120		120	4 3/4	7 x 125	0.28 x 4 15/16	45	1 3/4	TX40	25
NDS10140		140	5 1/2	7 x 145	0.28 x 5 11/16	65	2 9/16	TX40	25
NDS10160		160	6 1/4	7 x 165	0.28 x 6 1/2	85	3 3/8	TX40	25
NDS10200		200	8	7 x 205	0.28 x 8 1/16	125	4 15/16	TX40	25

NDB

NYLON HAMMER PLUG WITH SCREW

- Plastic anchor with countersunk collar
- Through fastening
- Complete with zinc plated steel impact-screw with countersunk head

Zn
ELECTRO
PLATED



CODE	d ₀ [mm] [in]	L _t [mm] [in]	d _{SCREW} X L _{SCREW} [mm] [in]		t _{fix} [mm] [in]		bit	pcs	
NDB640	6 0.24	40	1 9/16	3.8 x 45	0.15 x 1 3/4	10	0.40	PCS 2	200
NDB655		55	2 3/16	3.8 x 60	0.15 x 2 3/8	25	0.99	PCS 2	100
NDB667		67	2 5/8	3.8 x 72	0.15 x 2 13/16	37	1.46	PCS 2	100
NDB860	8 0.32	60	2 3/8	4.8 x 65	0.19 x 2 9/16	25	0.99	PCS 3	100
NDB875		75	2 15/16	4.8 x 80	0.19 x 3 1/8	40	1.58	PCS 3	100
NDB8100		100	4	4.8 x 105	0.19 x 4 1/8	65	2.56	PCS 3	50
NDB8120		120	4 3/4	4.8 x 125	0.19 x 4 15/16	85	3.35	PCS 3	50
NDB8135		135	5 5/16	4.8 x 140	0.19 x 5 1/2	100	3.94	PCS 3	50

NDK

UNIVERSAL NYLON PLUG



- Excellent for application on most common solid and semi-hollow building materials
- Non-through ① and through ② fastening
- Robust side ribs to prevent rotation of the anchor ①
- S-cut with special anti-rotation wings ②
- Polyamide (Nylon) anchors

CODE		d_0 [mm] [in]	L_t [mm] [in]	d_{SCREW} [mm] [in]	pcs
NDKU635	①	6 0.24	35 1 3/8	4 - 5 0.16-0.2	100
NDKU850	①	8 0.32	50 1 15/16	4.5 - 6 0.18-0.24	100
NDKU1060	①	10 0.40	60 2 3/8	6 - 8 0.24-0.32	50
NDKG840	②	8 0.32	40 1 9/16	4.5 - 6 0.18-0.24	100
NDKG1260	②	12 0.48	60 2 3/8	8 - 10 0.32-0.4	50
NDKG1470	②	14 0.56	70 2 3/4	10 - 12 0.4-0.48	25

d_0 hole diameter in the concrete support
 L_t anchor length
 d_{SCREW} screw diameter

NDL

LONG UNIVERSAL NYLON PLUG




- Countersunk collar to prevent the dowel from sliding into the hole
- Installation with diameters from 10 mm upwards allows the fastening of heavy and thick frames
- Optimal for fastening on semi-hollow materials: perforated and hollow bricks
- Through fastening
- Polyamide (Nylon) anchors

CODE		d_0 [mm] [in]	L_t [mm] [in]	$d_{COACH SCREW}$ [mm] [in]	pcs
NDL12160	①	12 0.48	160 6 1/4	10 0.40	25
NDL12200	①		200 8	10 0.40	25
NDL12240	①		240 9 1/2	10 0.40	25
NDL14100	①	14 0.56	100 4	12 0.48	50
NDL14130	①		130 5 1/8	12 0.48	50
NDL14160	①		160 6 1/4	12 0.48	25
NDL16140	②	16 0.63	140 5 1/2	12 0.48	25
NDL16160	②		160 6 1/4	12 0.48	20
NDL16200	②		200 8	12 0.48	20
NDL16240	②		240 9 1/2	12 0.48	20

d_0 hole diameter in the concrete support
 L_t anchor length
 $d_{COACH SCREW}$ coach screw diameter

INA

THREADED ROD CL. 5.8 WITH NUT AND WASHER



- Complete with nut (ISO4032) and washer (ISO7089)
- 5.8 grade zinc plated steel

Zn
ELECTRO
PLATED


CODE	d		L _t		d ₀		d _F		pcs
	[mm]	[in]	[mm]	[in]	[mm]	[in]	[mm]	[in]	
INA588110	M8	0.32	110	4 3/8	10	0.40	≤ 9	≤ 0.36	10
INA588105	M10	0.40	105	4 1/8	12	0.48	≤ 12	≤ 0.48	10
INA5810140			140	5 1/2	12	0.48	≤ 12	≤ 0.52	10
INA5812140	M12	0.48	140	5 1/2	14	0.56	≤ 14	≤ 0.56	10
INA5812195			195	7 11/16	14	0.56	≤ 14	≤ 0.6	10
INA5816160	M16	0.63	160	6 1/4	18	0.71	≤ 18	≤ 0.71	10
INA5816195			195	7 11/16	18	0.71	≤ 18	≤ 0.71	10
INA5816245			245	9 5/8	18	0.71	≤ 18	≤ 0.71	10
INA5820245	M20	0.79	245	9 5/8	24	0.95	≤ 22	≤ 0.87	10
INA5820330			330	13	24	0.95	≤ 22	≤ 0.87	10
INA5824330	M24	0.95	330	13	28	1.11	≤ 26	≤ 1.03	10
INA5827330	M27	1.07	330	13	32	1.26	≤ 32	≤ 1.26	10

d₀ hole diameter in the support
d_F hole diameter in the element to be fastened

IHP | IHM

BUSHINGS FOR PERFORATED MATERIALS

- Available in two versions: plastic (Polyamide) and metal
- Ideal for application on semi-hollow materials in combination with V-NEX and P-NEX chemical anchors



CODE		d ₀		L _t		rod		pcs
		[mm]	[in]	[mm]	[in]	[mm]	[in]	
IHP1685	①	16	0.63	85	3 3/8	M10 (M8)	3/8 (5/16)	10
IHP16130	①	16	0.63	130	5 1/8	M10 (M8)	3/8 (5/16)	10
IHP2085	①	20	0.787	85	3 3/8	M12 / M16	1/2 (5/8)	10
IHM121000	②	12	0.472	1000	39 3/8	M8	5/16	50
IHM161000	②	16	0.63	1000	39 3/8	M8 / M10	5/16 / 3/8	50
IHM221000	②	22	0.866	1000	39 3/8	M12 / M16	1/2 / 5/8	25

d₀ hole diameter in the concrete support
L_t anchor length



V-NEX & P-NEX




VINYL ESTER OR POLYESTER CHEMICAL ANCHORS
WITHOUT STYRENE





- CE certified chemical anchors for wet, dry or submerged hole concrete and masonry. Styrene-free and rated A+ for emission of volatile organic compounds into the living environment, so your customers can have peace of mind during use!
- In addition, V-NEX is certified in seismic performance category C2.



Make it easy.


METRIC

BOLTS		146
	KOS	146
	KOT	147
	EKS	147

THREADED RODS		148
	MGS 1000 4.8	148
	MGS 1000 8.8	148
	MGS 2200 4.8	148
	MGS AI	148

WASHER		149
	ULS 9021	149
	ULS 440	149
	ULS 1052	149
	ULS 125	149

NUTS		150
	MUT 934	150
	MUT 6334	150
	MUT 1587	150

STAINLESS STEEL NUTS AND WASHERS		151
	MUT AI 1587	151
	MUT AI 934	151
	MUT AI 985	151
	ULS AI 9021	151

PLATES AND ANGLE BRACKETS
POST BASES
SCREWS AND FASTENERS FOR TERRACES
SCREWS FOR TIMBER
SCREWS FOR METAL
CHEMICAL AND METAL ANCHORS
METRIC
SOUNDPROOFING
SEALANTS, TAPES AND PROFILES
ROOF ELEMENTS
MEMBRANES
TOOLS



HEXAGONAL HEAD BOLT WITH NUT

- Cylindrical metal connector with CE marking according to EN 14592
- Carbon steel of strength grade 8.8 for all hexagonal head bolts (KOS)
- Hexagonal head bolt supplied with an incorporated nut (for the carbon steel version)

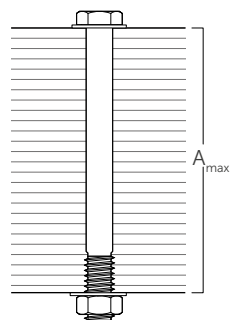


Steel class 8.8 - zinc plated
DIN 601 (ISO 4016*)



CODE	d		L		b		A _{max}	pcs
	[mm]	[in]	[mm]	[in]	[mm]	[in]		
KOS12100B	100	4	30	1 3/16	75	2 15/16	25	
KOS12120B	120	4 3/4	30	1 3/16	95	3 3/4	25	
KOS12140B	140	5 1/2	36	1 7/16	115	4 1/2	25	
KOS12160B	160	6 1/4	36	1 7/16	135	5 5/16	25	
KOS12180B	180	7 1/8	36	1 7/16	155	6 1/8	25	
KOS12200B	200	8	36	1 7/16	175	6 7/8	25	
KOS12220B	220	8 5/8	49	1 15/16	195	7 11/16	25	
KOS12240B	240	9 1/2	49	1 15/16	215	8 7/16	25	
KOS12260B	260	10 1/4	49	1 15/16	235	9 1/4	25	
KOS12280B	280	11	49	1 15/16	255	10 1/16	25	
KOS12300B	300	11 3/4	49	1 15/16	275	10 7/8	25	
KOS12320B	320	12 5/8	49	1 15/16	295	11 5/8	25	
KOS12340B	340	13 3/8	49	1 15/16	315	12 3/8	25	
KOS12360B	360	14 1/4	49	1 15/16	335	13 3/16	25	
KOS12380B	380	15	49	1 15/16	355	14	25	
KOS12400B	400	15 3/4	49	1 15/16	375	14 3/4	25	
KOS16140B	140	5 1/2	44	1 3/4	105	4 1/8	15	
KOS16160B	160	6 1/4	44	1 3/4	125	4 15/16	15	
KOS16180B	180	7 1/8	44	1 3/4	145	5 11/16	15	
KOS16200B	200	8	44	1 3/4	165	6 1/2	15	
KOS16220B	220	8 5/8	57	2 1/4	185	7 1/4	15	
KOS16240B	240	9 1/2	57	2 1/4	205	8 1/16	15	
KOS16260B	260	10 1/4	57	2 1/4	225	8 7/8	15	
KOS16280B	280	11	57	2 1/4	245	9 5/8	15	
KOS16300B	300	11 3/4	57	2 1/4	265	10 7/16	15	
KOS16320B	320	12 5/8	57	2 1/4	285	11 1/4	15	
KOS16340B	340	13 3/8	57	2 1/4	305	12	15	
KOS16360B	360	14 1/4	57	2 1/4	325	12 3/4	15	
KOS16380B	380	15	57	2 1/4	345	13 9/16	15	
KOS16400B	400	15 3/4	57	2 1/4	365	14 3/8	15	
KOS16420B	420	16 9/16	57	2 1/4	385	15 3/16	15	
KOS16440B	440	17 1/4	57	2 1/4	405	15 15/16	15	
KOS16460B	460	18 1/8	57	2 1/4	425	16 3/4	15	
KOS16500B	500	19 3/4	57	2 1/4	465	18 5/16	15	
KOS20140B	140	5 1/2	52	2 1/16	95	3 3/4	10	
KOS20160B	160	6 1/4	52	2 1/16	115	4 1/2	10	
KOS20180B	180	7 1/8	52	2 1/16	135	5 5/16	10	
KOS20200B	200	8	52	2 1/16	155	6 1/8	10	
KOS20220B	220	8 5/8	65	2 9/16	175	6 7/8	10	
KOS20240B	240	9 1/2	65	2 9/16	195	7 11/16	10	
KOS20260B	260	10 1/4	65	2 9/16	215	8 7/16	10	
KOS20280B	280	11	65	2 9/16	235	9 1/4	10	
KOS20300B	300	11 3/4	65	2 9/16	255	10 1/16	10	
KOS20320B	320	12 5/8	65	2 9/16	275	10 7/8	10	
KOS20340B	340	13 3/8	65	2 9/16	295	11 5/8	10	
KOS20360B	360	14 1/4	65	2 9/16	315	12 3/8	10	
KOS20380B	380	15	65	2 9/16	335	13 3/16	10	
KOS20400B	400	15 3/4	65	2 9/16	355	14	10	
KOS20420B	420	16 9/16	65	2 9/16	375	14 3/4	10	
KOS20440B	440	17 1/4	65	2 9/16	395	15 9/16	10	
KOS20460B	460	18 1/8	65	2 9/16	415	16 5/16	10	

A_{max} maximum fastening thickness



The maximum attachable thickness A_{max} is calculated considering the use of NUT MUT934 and 2 washers ULS DIN 440.
(* Standard ISO 4016 differs from standard DIN 601 in the M12 diameter for parameter SW.

KOT

ROUND HEAD BOLT WITH NUT



- Round head bolt supplied with an incorporated nut (for the carbon steel version)
- Carbon steel of strength grade 4.8 for all hexagonal head bolts (KOT)

Steel class 4.8 - zinc plated
DIN 603 (ISO 8677)



CODE	d		L		pcs
	[mm]	[in]	[mm]	[in]	
KOT850	M8 0.32		50	1 15/16	200
KOT860			60	2 3/8	200
KOT870			70	2 3/4	200
KOT880			80	3 1/8	200
KOT890			90	3 1/2	100
KOT8100			100	4	100
KOT8120			120	4 3/4	100
KOT8140			140	5 1/2	50
KOT10100	M10 0.40		100	4	100
KOT10120			120	4 3/4	50
KOT10130			130	5 1/8	50
KOT10140			140	5 1/2	50
KOT10150			150	6	50
KOT10160			160	6 1/4	50
KOT10180			180	7 1/8	50
KOT10200			200	8	50
KOT10220	M12 0.48		220	8 5/8	50
KOT12200			200	8	25
KOT12220			220	8 5/8	25
KOT12240			240	9 1/2	25
KOT12260			260	10 1/4	25
KOT12280			280	11	25
KOT12300			300	11 3/4	25

EKS

HEXAGONAL HEAD BOLT



Steel class 8.8 - zinc plated
DIN 933 (ISO 4017) - fully threaded
DIN 931 (ISO 4014) - partially threaded



CODE	d		L		thread	pcs
	[mm]	[in]	[mm]	[in]		
EKS2040	M20 0.79		40	1 9/16	total thread	25
EKS2050			50	1 15/16	total thread	25
EKS2060			60	2 3/8	total thread	25
EKS2070			70	2 3/4	partially threaded	25
EKS2080			80	3 1/8	partially threaded	25
EKS20100			100	4	partially threaded	25
EKS2440	M24 0.95		40	1 9/16	total thread	25
EKS2450			50	1 15/16	total thread	25
EKS2460			60	2 3/8	total thread	25
EKS2465			65	2 9/16	total thread	25
EKS2470			70	2 3/4	total thread	25
EKS2480			80	3 1/8	partially threaded	25
EKS2485			85	3 3/8	partially threaded	25

MGS 1000 4.8

THREADED ROD

Steel class 4.8 - zinc plated
DIN 975

Zn
ELECTRO
PLATED

CODE	rod		L		pcs
	[mm]	[in]	[mm]	[in]	
MGS10008	M8	0.32	1000	39 3/8	10
MGS100010	M10	0.40	1000	39 3/8	10
MGS100012	M12	0.48	1000	39 3/8	10
MGS100014	M14	0.56	1000	39 3/8	10
MGS100016	M16	0.63	1000	39 3/8	10
MGS100018	M18	0.71	1000	39 3/8	10
MGS100020	M20	0.79	1000	39 3/8	10
MGS100022	M22	0.87	1000	39 3/8	10
MGS100024	M24	0.95	1000	39 3/8	10
MGS100027	M27	1.07	1000	39 3/8	10
MGS100030	M30	1.19	1000	39 3/8	10

MGS 1000 8.8

THREADED ROD

Steel class 8.8 - zinc plated
DIN 975

Zn
ELECTRO
PLATED

CODE	rod		L		pcs
	[mm]	[in]	[mm]	[in]	
MGS10888	M8	0.32	1000	39 3/8	1
MGS11088	M10	0.40	1000	39 3/8	1
MGS11288	M12	0.48	1000	39 3/8	1
MGS11488	M14	0.56	1000	39 3/8	1
MGS11688	M16	0.63	1000	39 3/8	1
MGS11888	M18	0.71	1000	39 3/8	1
MGS12088	M20	0.79	1000	39 3/8	1
MGS12488	M24	0.95	1000	39 3/8	1
MGS12788	M27	1.07	1000	39 3/8	1

MGS 2200 4.8

THREADED ROD

Steel class 4.8 - zinc plated
DIN 975

Zn
ELECTRO
PLATED

CODE	rod		L		pcs
	[mm]	[in]	[mm]	[in]	
MGS220012	M12	0.48	2200	86 5/8	1
MGS220016	M16	0.63	2200	86 5/8	1
MGS220020	M20	0.79	2200	86 5/8	1

MGS AI

THREADED ROD

A2 | AISI304 stainless steel
DIN 975

A2
AISI 304

CODE	rod		L		pcs
	[mm]	[in]	[mm]	[in]	
AI9758	M8	0.32	1000	39 3/8	1
AI97510	M10	0.40	1000	39 3/8	5
AI97512	M12	0.48	1000	39 3/8	20
AI97516	M16	0.63	1000	39 3/8	10
AI97520	M20	0.79	1000	39 3/8	5



d


L

ULS 9021

LARGE WASHER

S235 steel - zinc plated
DIN 9021 (ISO 7093*)

S235 Zn ELECTRO PLATED



CODE	rod [mm]	d _{INT}		d _{EXT}		s		pcs
		[mm]	[in]	[mm]	[in]	[mm]	[in]	
ULS8242	M8	8,4	0.34	24	0.95	2	0.079	200
ULS10302	M10	10,5	0.42	30	1.19	2,5	0.098	200
ULS13373	M12	13	0.52	37	1.46	3	0.118	100
ULS15443	M14	15	0.60	44	1.74	3	0.118	100
ULS17503	M16	17	0.67	50	1.97	3	0.118	100
ULS20564	M18	20	0.79	56	2.21	4	0.157	50
ULS22604	M20	22	0.87	60	2.37	4	0.157	50


(*) ISO 7093 differs from DIN 9021 in the surface hardness.

ULS 440

REINFORCED LARGE WASHER

S235 steel - zinc plated
DIN 440 R (ISO 7094*)

S235 Zn ELECTRO PLATED



CODE	rod	d _{INT}		d _{EXT}		s		pcs
		[mm]	[in]	[mm]	[in]	[mm]	[in]	
ULS11343	M10	11	0.44	34	1.34	3	0.118	200
ULS13444	M12	13,5	0.54	44	1.74	4	0.157	200
ULS17565	M16	17,5	0.69	56	2.21	5	0.197	50
ULS22726	M20	22	0.87	72	2.84	6	0.236	50
ULS24806	M22	24	0.95	80	3.15	6	0.236	25


(*) ISO 7094 differs from DIN 440 R in the surface hardness.

ULS 1052

REINFORCED XL WASHER

S235 steel - zinc plated
DIN 1052

S235 Zn ELECTRO PLATED



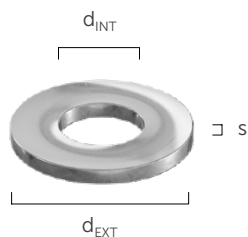
CODE	rod	d _{INT}		d _{EXT}		s		pcs
		[mm]	[in]	[mm]	[in]	[mm]	[in]	
ULS14586	M12	14	0.56	58	2.29	6	0.236	50
ULS18686	M16	18	0.71	68	2.68	6	0.236	50
ULS22808	M20	22	0.87	80	3.15	8	0.315	25
ULS25928	M22	25	0.99	92	3.63	8	0.315	20
ULS271058	M24	27	1.07	105	4.14	8	0.315	20

ULS 125

WASHER

S235 steel - zinc plated
DIN 125 A (ISO 7089*)

S235 Zn ELECTRO PLATED



CODE	rod	d _{INT}		d _{EXT}		s		pcs
		[mm]	[in]	[mm]	[in]	[mm]	[in]	
ULS81616	M8	8,4	0.34	16	0.63	1,6	0.063	1000
ULS10202	M10	10,5	0.42	20	0.79	2	0.079	500
ULS13242	M12	13	0.52	24	0.95	2,5	0.098	500
ULS17303	M16	17	0.67	30	1.19	3	0.118	250
ULS21373	M20	21	0.83	37	1.46	3	0.118	250
ULS25444	M24	25	0.99	44	1.74	4	0.157	200
ULS28504	M27	28	1.11	50	1.97	4	0.157	100
ULS31564	M30	31	1.23	56	2.21	4	0.157	20


(*) ISO 7089 differs from DIN 125 A in the surface hardness.

MUT 934

HEXAGONAL NUT

Steel class 8 - zinc plated
DIN 934 (ISO 4032*)

Zn
ELECTRO
PLATED



CODE	rod	h		SW [mm]	pcs
		[mm]	[in]		
MUT9348	M8	6,5	1/4	13	400
MUT93410	M10	8	5/16	17	500
MUT93412	M12	10	3/8	19	500
MUT93414	M14	11	7/16	22	200
MUT93416	M16	13	1/2	24	200
MUT93418	M18	15	9/16	27	100
MUT93420	M20	16	5/8	30	100
MUT93422	M22	18	11/16	32	50
MUT93424	M24	19	3/4	36	50
MUT93427	M27	22	7/8	41	25
MUT93430	M30	24	15/16	46	25


(*) ISO 4032 differs from DIN 934 for parameters h and SW and diameters M10, M12, M14 and M22.

MUT 6334

CONNECTING NUT

Steel class 8 - zinc plated
DIN 6334

Zn
ELECTRO
PLATED



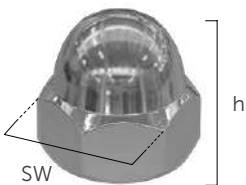
CODE	rod	h		SW [mm]	pcs
		[mm]	[in]		
MUT633410	M10	30	1.19	17	10
MUT633412	M12	36	1.42	19	10
MUT633416	M16	48	1.89	24	25
MUT633420	M20	60	2.37	30	10

MUT 1587

BLIND NUT

Steel class 8 - zinc plated
DIN 1587

Zn
ELECTRO
PLATED



CODE	rod	h		SW [mm]	pcs
		[mm]	[in]		
MUT15878S	M8	15	9/16	13	200
MUT158710S	M10	18	11/16	17	50
MUT158712S	M12	22	7/8	19	50
MUT158714S	M14	25	1	22	50
MUT158716S	M16	28	1 1/8	24	50
MUT158718S	M18	32	1 1/4	27	50
MUT158720S	M20	34	1 5/16	30	25
MUT158722S	M22	39	1 9/16	32	25
MUT158724S	M24	42	1 5/8	36	25

Single-piece turned nut.

MUT AI 1587

BLIND NUT

A2 | AISI304 stainless steel
DIN 1587

A2
AISI 304



CODE	rod	h		SW [mm]	pcs
		[mm]	[in]		
AI158710	M10	18	0.71	17	100
AI158712	M12	22	0.87	19	100
AI158716	M16	28	1.11	24	50
AI158720	M20	34	1.34	30	25

Single-piece turned nut.

MUT AI 934

HEXAGONAL NUT

A2 | AISI304 stainless steel
DIN 934 (ISO 4032*)

A2
AISI 304



CODE	rod	h		SW [mm]	pcs
		[mm]	[in]		
AI9348	M8	6,5	0.26	13	500
AI93410	M10	8	0.32	16	200
AI93412	M12	10	0.40	18	200
AI93416	M16	13	0.52	24	100
AI93420	M20	16	0.63	30	50

(*) ISO 4032 differs from DIN 934 in diameters M10 and M12 for parameters h and SW.

MUT AI 985

SELF-LOCKING NUT

A2 | AISI304 stainless steel
DIN 985 (ISO 10511*)

A2
AISI 304



CODE	rod	h		SW [mm]	pcs
		[mm]	[in]		
AI9858	M8	8	0.32	13	500
AI98510	M10	10	0.40	17	200
AI98512	M12	12	0.48	19	200
AI98516	M16	16	0.63	24	100

(*) ISO 10511 differs from DIN 985 in diameters M10 and M12 for parameters h and SW.

ULS AI 9021

WASHER

A2 | AISI304 stainless steel
DIN 9021 (ISO 7093*)

A2
AISI 304



CODE	rod	d _{INT}		d _{EXT}		s		pcs
		[mm]	[in]	[mm]	[in]	[mm]	[in]	
AI90218	M8	8,4	0.34	24	0.95	2	0.079	500
AI902110	M10	10,5	0.42	30	1.19	2,5	0.098	500
AI902112	M12	13	0.52	37	1.46	3	0.118	200
AI902116	M16	17	0.67	50	1.97	3	0.118	100
AI902120	M20	22	0.87	60	2.37	4	0.157	50

(*) ISO 7093 differs from DIN 9021 in the surface hardness.



SOUNDPROOFING

PLATES AND ANGLE BRACKETS
POST BASES
SCREWS AND FASTENERS FOR TERRACES
SCREWS FOR TIMBER
SCREWS FOR METAL
CHEMICAL AND METAL ANCHORS
METRIC
SOUNDPROOFING
SEALANTS, TAPES AND PROFILES
ROOF ELEMENTS
MEMBRANES
TOOLS

RESILIENT PROFILES 154



PIANO 154



ALADIN STRIPE 155



TRACK 155



GRANULO STRIPE 156

SEALANT TAPES 156



SILENT UNDERFLOOR 156



SILENT GIPS 157



GIPS BAND 157



SILENT EDGE 158

UNDERFLOOR PRODUCTS 158



SILENT STEP 158

SILENT STEP SOFT 159

SILENT STEP ALU 159

SOUNDPROOFING PRODUCTS 160



SILENT WALL MASS 160

SILENT WALL 160

UNDERSCREED PRODUCTS 161



SILENT FLOOR 161

SILENT FLOOR SOFT 161


SILENT FLOOR EVO 162

PIANO

RESILIENT SOUNDPROOFING PROFILE

- It reduces walking excitation and noise transfer, for an excellent acoustic comfort
- Comprehensive range to optimise sound insulation for different loads: from lightweight, low-mass floors to high-load multi-storey buildings
- Elastic mix able to compensate for timber and structure expansion
- Stable material, resistant to chemical attack and long service life



 Data sheet
available online

CODE	s		B		L		pcs
	[mm]	[in]	[mm]	[in]	[m]	[ft]	
PIANOA100	6	0.24	100	4	10	33	1
PIANOB100	6	0.24	100	4	10	33	1
PIANOC100	6	0.24	100	4	10	33	1
PIANOD100	6	0.24	100	4	10	33	1
PIANOE100	6	0.24	100	4	10	33	1




ALADIN STRIPE

FLANKSOUND
EN ISO 10848

RESILIENT SOUNDPROOFING PROFILE

- Tested by the Industrial Research Centre of the University of Bologna in accordance with the ISO 10848 standard
- Pre-cut to obtain 4 different widths with only two versions. Rapid dry installation by mechanical fastening
- Thanks to the EPDM mix, the product can compensate for the expansion of wood or of materials in general

 Data sheet available online




CODE		H		L		s		pcs
		[mm]	[in]	[m]	[ft]	[mm]	[in]	
ALADIN95	①	95	3.74	50	164	5	0.2	1
ALADIN115	②	115	4.53	50	164	7	0.28	1



TRACK

RESILIENT SOUNDPROOFING PROFILE

- Optimised mix composition for an excellent cost-performance ratio
- Practical, it can be easily divided into two parts thanks to the central pre-cut
- Thanks to the solid EPDM mix, it ensures good durability
- It is not affected by chemical attacks

 Data sheet available online




CODE		H		L		s		pcs
		[mm]	[in]	[m]	[ft]	[mm]	[in]	
TRACK85		85	3.35	50	164	4,5	0.18	1



GRANULO STRIPE

RESILIENT GRANULAR RUBBER SOUNDPROOFING PROFILE

- Resilient strip for decoupling vertical partitions from ceilings
- Resistant to chemical interactions, maintains its characteristics in time and is 100% recyclable
- Also available in other formats, ideal for outdoor applications as structural substrates (PAD, ROLL and MAT)

 Data sheet
available online




CODE	B		L		pcs
	[mm]	[in]	[m]	[ft]	
GRANULO100	100	4	15	49	1


Thickness: 4 mm | 157 mil

SILENT UNDERFLOOR

SOUNDPROOFING STRIP FOR FLOOR BATTENS AND SUPPORTING WALLS

- Anti-vibration adhesive profile for the ribs of the floor package or for the battens of the counter wall
- Made of foamed EPDM and acrylic adhesive, it can be easily applied to the battens with the help of the LIZARD unwinder
- Thanks to its special mix, it is stable over time. It is not affected by chemical attacks and impermeable to water

 Data sheet
available online



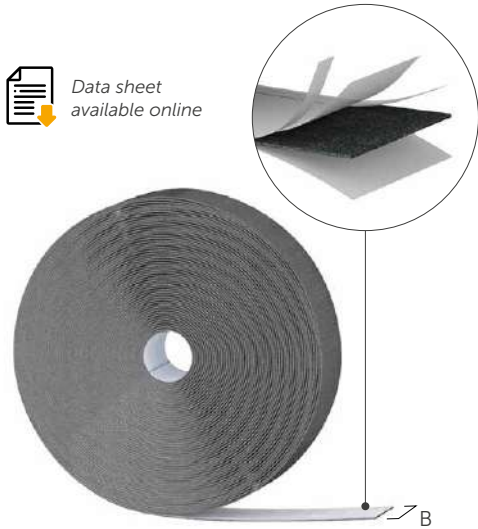
CODE	B		L		pcs
	[mm]	[in]	[m]	[ft]	
SILENTUNDER50	50	2.0	30	98	5


Thickness: 4 mm | 157 mil

SILENT GIPS

PRE-ENGRAVED, SELF-ADHESIVE THERMAL-ACOUSTIC DECOUPLING TAPE FOR PLASTERBOARD STRUCTURES

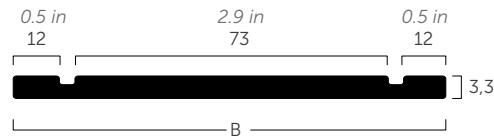
- It allows the plasterboard wall to be completely detached, preventing the transmission of vibrations to the floor or ceiling
- The pre-cuts on the profile mark out the area in which the upright is to be positioned and the two areas in which the plasterboards are to be positioned
- The double-sided adhesive profile ensures easy installation



 Data sheet available online

CODE	liner		B		L		pcs
	[mm]	[in]	[mm]	[in]	[m]	[ft]	
SILENTGIPS	12 / 73 / 12	0.5 / 2.9 / 0.5	100	3.9	30	98	1

Thickness: 3,3 mm | 130 mil




GIPS BAND

SINGLE-SIDED NAIL POINT SEALANT TAPE FOR PROFILES

- It can be used at the same time as a vibration damper and as a nail point for the ribs of the counter-wall structure
- With the help of LIZARD unwinder, installation is easy and fast, performed directly on the battens or on the uprights
- Made of closed-cell polyethylene foam with acrylic adhesive



 Data sheet available online




CODE	B		L		pcs
	[mm]	[in]	[m]	[ft]	
GIPSBAND50	50	2.0	30	98	10

Thickness: 3 mm | 118 mil

SILENT EDGE


SELF-ADHESIVE PERIMETER STRIP

- Made of polyethylene with acrylic adhesive; its closed-cell structure makes it waterproof and airtight
- Thanks to the self-adhesive backing and the pre-cut, it is extremely practical on the construction site
- Together with the products of the SILENT FLOOR range, it creates a screed with high acoustic performance
- It allows for acoustic insulation of the ceiling without having to turn up the underscreed foil

 [Data sheet available online](#)




CODE	L		pcs
	[m]	[ft]	
SILENTEDGE150	50	164	5




SILENT STEP

UNDERFLOOR MEMBRANE FOR FLOATING FLOORS

- High density polyethylene insulation mat coated with polyethylene film as vapour barrier
- Specific product for acoustic insulation, with integrated vapour barrier giving an Sd value of more than 75 m
- Fast and secure installation thanks to the integrated adhesive selvedge. Solvent-free

 [Data sheet available online](#)




CODE	H		L		A		pcs
	[m]	[ft]	[m]	[ft]	[m ²]	[ft ²]	
SILENTSTEP	1,0	3.3	15	49	15	161	1



properties	value
fields of use	underfloor
thickness	approx. 2 mm 79 mil
floor type	floating (parquet, LVT, laminate) - suitable for underfloor heating
impact sound reduction ΔLw	approx. 20 dB

SILENT STEP SOFT

UNDERFLOOR MEMBRANE FOR FLOATING FLOORS

- Single-layer product made of high-density closed-cell polyethylene. It is incompressible and maintains its effectiveness over time
- The closed-cell structure makes it watertight and therefore suitable for any application in any situation
- High performance despite low thickness and low price

 [Data sheet available online](#)




CODE	H		L		A		pcs
	[m]	[ft]	[m]	[ft]	[m ²]	[ft ²]	
SILENTSTEPS	1,3	4.3	25	82	32,5	350	1

properties	value
fields of use	underfloor
thickness	approx. 2 mm 79 mil
floor type	floating (parquet, LVT) - suitable for underfloor heating
impact sound reduction ΔL_w	approx. 20 dB

SILENT STEP ALU

REFLECTIVE UNDERLAY MEMBRANE FOR FLOATING FLOORS

- The thermally conductive membrane material is ideal for underfloor heating applications because it does not resist the passage of heat
- Coated with an aluminised foil that acts as a vapour barrier to protect against rising damp and water vapour
- Reaction to fire class Bfl-s1

 [Data sheet available online](#)




CODE	H		L		A		pcs
	[m]	[ft]	[m]	[ft]	[m ²]	[ft ²]	
SILENTSTEPSA	1,0	3.3	8,5	28	8,5	91	1

properties	value
fields of use	underfloor
thickness	approx. 1,8 mm 71 mil
floor type	floating (parquet, LVT, laminate) - ideal for underfloor heating
impact sound reduction ΔL_w	approx. 18 dB

SILENT WALL MASS

SOUNDPROOFING MEMBRANE

- Made of elastoplastomeric bitumen, covered on both sides with a polypropylene non-woven fabric
- Thanks to the high density (6 kg/m²), excellent airborne noise abatement is achieved despite the low thickness
- Mechanical fastening allows the product to be applied to any surface, compensating for irregularities

 Data sheet
available online




CODE	H		L		A		pcs
	[m]	[ft]	[m]	[ft]	[m ²]	[ft ²]	
SILENTWALLM	1,2	3,9	5	16	6,0	64	1

properties	value
fields of use	heavy element for improving the soundproofing of floors and walls
thickness	approx. 4,2 mm 165 mil
mass per unit area	6 kg/m ²
focus	excellent quality-price ratio

SILENT WALL

SELF-ADHESIVE SOUNDPROOFING MEMBRANE

- Self-adhesive elastoplastomeric bitumen coated on one side with non-woven polypropylene fabric and on the other with siliconised film that can be removed during installation
- Thanks to the self-adhesive side, installation is quick and precise both horizontally and vertically, without mechanical fastening
- With a high density (5 kg/m²), it absorbs up to 27 dB
- It also acts as an excellent barrier to air and water

 Data sheet
available online




CODE	H		L		A		pcs
	[m]	[ft]	[m]	[ft]	[m ²]	[ft ²]	
SILENTWALL	1,0	3,3	8,5	28	8,5	91	1


properties	value
fields of use	heavy element for improving the soundproofing of floors and walls
thickness	approx. 4 mm 157 mil
mass per unit area	5 kg/m ²
focus	self-adhesive

SILENT FLOOR

UNDERSCREED FOIL MADE OF BITUMEN AND POLYESTER FIBRE

- Made of soundproofing elastoplastomeric bitumen foil laminated with a soundproofing non-woven polyester fibre fabric
- The polyester fibre acts as a spring in the "spring-mass" physical system model. The product absorbs impact vibrations up to 26 dB
- The foil is a continuous element, impermeable to water and air and extremely durable thanks to its bituminous nature
- Ideal in structural rehabilitation, in application with timber-to-concrete connectors

 [Data sheet available online](#)




CODE	H		L		A		pcs
	[m]	[ft]	[m]	[ft]	[m ²]	[ft ²]	
SILENTFLOOR	1,05	3,4	10	33	10,5	113	1

properties	value
fields of use	underscreed
thickness	approx. 5 mm 197 mil
material	elastoplastomeric bitumen - non-woven polyester fibre fabric
dynamic stiffness s'	single layer: 27 MN/m ³ - double layer: 14,5 MN/m ³

SILENT FLOOR SOFT

UNDERSCREED FOIL MADE OF CLOSED CELL POLYETHYLENE

- Thermal-acoustic membrane made of closed-cell polyethylene foam
- The closed-cell structure makes it watertight and therefore extremely resistant and durable. Furthermore it is also incompressible and maintains its effectiveness over time
- Excellent value for money: optimised compound for good performance at a low cost

 [Data sheet available online](#)



CODE	H		L		A		pcs
	[m]	[ft]	[m]	[ft]	[m ²]	[ft ²]	
SILENTFLOORS	1,55	5,1	50	164	77,5	834	1


properties	value
fields of use	underscreed
thickness	approx. 5 mm 197 mil
material	closed cell polyethylene
dynamic stiffness s'	> 45 MN/m ³

SILENT FLOOR EVO

HIGH PERFORMANCE RECYCLED POLYMER UNDERSCREED FOIL

- Resilient polyurethane agglomerate mat coupled with a waterproof membrane
- Efficacy certified by the laboratories of the University of Bologna's Industrial Research Centre
- Polyurethane is a noble polymer that maintains elasticity over time without sagging or changes in performance
- The life cycle of the product is absolutely sustainable, the PU agglomerate is made by recovering production waste and is completely recyclable



 [Data sheet
available online](#)



CODE	H		L		A		pcs
	[m]	[ft]	[m]	[ft]	[m ²]	[ft ²]	
SILENTFLOORE	1,5	4.9	10	33	15	161	6

properties	value
fields of use	underscreed
thickness	approx. 10 mm 394 mil
material	polyurethane agglomerate - waterproofing membrane
dynamic stiffness s'	12,5 MN/m ³



THE RIGHT FOAM FOR EVERY NEED

Whether the need is to glue tiles, thermally and acoustically insulate a window frame or fill a cavity, do not worry. We have the right foam for each of these applications.

Find out our new range of foams!

Make it easy.



HOLZ
TECHNIC

**AIR
BITUM**

BITUMINOUS
SEALING SPRAY

500ml e

HOLZ
TECHNIC

**SILENT
FOAM**

HIGH PERFORMING
SOUNDPROOFING
SEALING FOAM

BB CSB

HOLZ
TECHNIC

**AIR
GLUE**

UNIVERSAL QUICK-DRYING
SPRAY GLUE

HOLZ
TECHNIC

MAKE
IT EASY!

HOLZ
TECHNIC

MAKE
IT EASY!

SEALANTS, TAPES AND PROFILES

GLUES AND SEALANTS

166



AIR GLUE	166
AIR BITUM	166
FLUID BITUM	168
LIQUID MEMBRANE	169
ELASTIC GLUE	170
BONDING GLUE	171
WONDER FOAM	172
SILENT FOAM	173
UNIVERSAL FOAM	173
FOAM REMOVER	174

ACRYLIC TAPES


176



SPRINTA	176
SIGNO	177
SIMPLA	177
INTERNA	178
CLARA	179

WINDOW SEALING

180



CEMENTA IN	180
CEMENTA OUT	181
EXPAND BAND	182
WINDOW BAND	182
FRAME BAND	183

ACRYLIC TAPES

184



FRONT BAND UV 210	184
FACADE BAND UV	184
ALU BAND	185

TAPES AND SEALANTS

185



ALU BUTYL BAND	185
TERRA BAND UV	186
BLACK BAND	186
BUTYL BAND	187
SUPRA BAND	187
FIRE STRIPE	188

NAILS SEALING

188



NAIL BAND	188
NAIL PLASTER	189
GEMINI	189

CONNECTION TO THE GROUND

190




START BAND	190
CONNECT BAND	191
LEVEL BAND	192
CONSTRUCTION SEALING	193
TIE BEAM STRIPE	193
GROUND BAND	194
RADON FLOOR	194
BYTUM BAND	195
PROTECT	195

AIR GLUE

FAST DRYING UNIVERSAL SPRAY GLUE

- Contact adhesive for timber, metal, rubber, vinyl, plastic, cardboard, concrete and other materials
- Improves the adhesion of acrylic tapes to materials such as concrete and fibrous insulation layers
- It can be used both indoors and outdoors
- Adjustable spray width



 Data sheet available online



CODE	content		pcs
	[mL]	[US fl. oz.]	
AIRGLUE750	750	25.36	12


AIR BITUM

BITUMINOUS MEMBRANE SEALANT SPRAY, READY FOR USE

- Waterproofs and seals providing weather resistance
- It is effective on all types of support and shapes
- Ideal for sealing infiltrations on roofs, gutters, pipes and more
- The special elastomer-modified bituminous formula guarantees a product that after drying resists both weathering and salt corrosion



 BITUMEN BASED

 Data sheet available online



CODE	content		colour	yield	pcs
	[mL]	[US fl. oz.]			
AIRBIT500	500	16.90	black	approx. 4 m ²	12



BIT-BOX

ALL THE BITS YOU NEED
AT YOUR FINGERTIPS!

- 32 inserts plus magnetic bit holder
- Belt connection
- Durable and practical packaging
- Self-assembling box that converts into a practical counter display

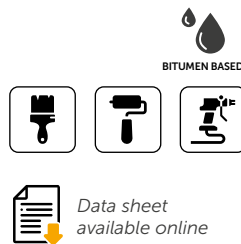


Make it easy.

FLUID BITUM

SPREADABLE WATERPROOFING SHEATH

- Ready to use, quick and easy to install. Once the application is finished, it can be stored for later application by simply closing the bucket
- Based on bituminous elastomer in water solution
- Once dried, it is characterised by high elasticity, excellent adhesion to the support and impermeability
- For waterproofing timber, concrete and metal sheet roofs, balconies, terraces, foundations, bathrooms, saunas, shower cubicles and difficult-to-make details



CODE	content		pcs
	[kg]	[lb]	
FLUBIT10	10	22	1

BYTUM REINFORCEMENT

REINFORCEMENT

- Non-woven polyester fabric reinforcement to be applied between two layers of FLUID BITUM
- Perfect for making waterproofing more robust and effective in corners and difficult spots
- Excellent for achieving better waterproofing properties

CODE	H		L		A		pcs
	[m]	[ft]	[m]	[ft]	[m ²]	[ft ²]	
BYTR	1	3.3	50	164	50	538	1




LIQUID MEMBRANE

SYNTHETIC SEALING MEMBRANE FOR BRUSH AND SPRAY APPLICATION

- Ready to use, for durable, weatherproof and UV-resistant waterproofing
- Based on synthetic resins in water dispersion
- It can be applied with a brush, mop, roller or sprayer
- For flat roofs, balconies, terraces, bathrooms, showers, saunas, metal sheet roofs and retaining walls



 Data sheet available online



CODE	content		pcs
	[kg]	[lb]	
LIQMEM10	10	22	1



POP TOOLS

Make clever use of your exhibition spaces thanks to our systems!
Get more information from your Technical Consultant.

Make it easy.



ITALY



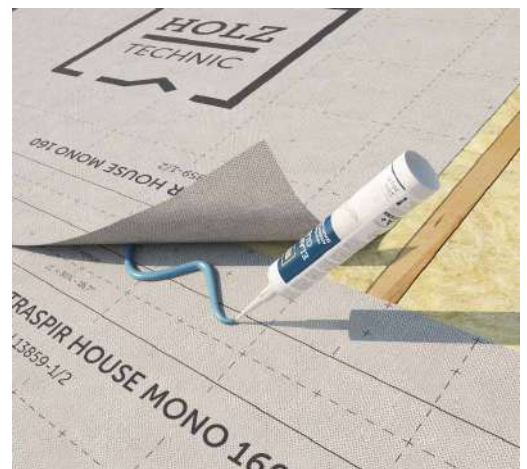
POLAND


ELASTIC GLUE



HIGH ELASTICITY UNIVERSAL ADHESIVE GLUE FOR INTERNAL USE

- For permanently elastic and airtight bonding of membranes
- Excellent adhesion to stone, concrete, plaster, timber and metals
- Perfect with all membranes from the Holz Technic range



 Data sheet available online

CODE	content	version	yield with glue line Ø8 mm	pcs
ELAGLUE310	310 mL - 310 g 10.48 US fl. oz. - 10.93 oz	rigid cartridge	approx. 6,2 m 20 ft	20
ELAGLUE600	600 mL - 600 g 20.29 US fl. oz. - 21.16 oz	soft cartridge	approx. 11,9 m 39 ft	20

RELATED PRODUCTS



FLY
PROFESSIONAL GUN FOR 310 mL CARTRIDGES
page 250



FLY SOFT
GUN FOR 600 mL SOFT CARTRIDGES
page 250

BONDING GLUE

HIGH ELASTICITY UNIVERSAL ADHESIVE GLUE FOR EXTERNAL USE

- Also for outdoor use, it provides excellent water resistance
- Glue for membranes and sealant for joints
- Very high adhesion on the most common building materials



BUTYL BASED



Data sheet available online



CODE	content	version	yield with glue line Ø8 mm	pcs
BONGLUKE600	600 mL - 840 g 20,29 US fl. oz. - 29,63 oz	soft cartridge	approx. 6 m 20 ft	12

RELATED PRODUCTS



FLY SOFT

GUN FOR 600 mL SOFT CARTRIDGES

page 250

OPEN HOUSE

Meetings with retail customers to discuss the most important aspects of HOLZ TECHNIC products

TARGET AUDIENCE:

- End customers

LOCATION:

- Internal point of sale
- External area point of sale

PURPOSE:

- Presentation of solutions to the end customer with the possibility to interact with qualified personnel
- Presentation of new products



WONDER FOAM



UNIVERSAL ELASTIC SEALING POLYURETHANE FOAM

- Reaction to fire class B2 (DIN 4102-1)
- Perfect for filling wall and ceiling cavities
- For gluing tiles and ridge tiles thanks to reduced post-expansion
- Excellent thermal and sound insulation
- Classified EC1^{PLUS} for emissions of organic volatile compounds according to GEV test procedure



Data sheet available online

CODE	content		colour	yield	use	pcs
	[mL]	[US fl. oz.]				
WONFOAM750	750	25.36	yellow	43 - 48 L	with gun	12

RELATED PRODUCTS



FLY FOAM
AUTOMATIC LONG TUBE GUN FOR FOAMS
page 252



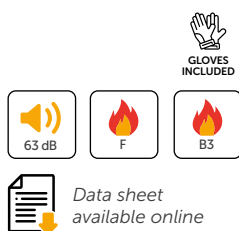
FOAM REMOVER
UNIVERSAL CLEANER
page 174

SILENT FOAM



HIGH PERFORMING SOUNDPROOFING SEALING POLYURETHANE FOAM

- Reaction to fire class B3 (DIN 4102-1)
- For assembly of timber, PVC or aluminium door and window frames
- Perfect adhesion to any building material EPS and XPS sheets
- Airtight even after trimming thanks to closed-cell structure
- Classified EC1PLUS for emissions of organic volatile compounds according to GEV test procedure



Data sheet available online



CODE	content		colour	yield	use	pcs
	[mL]	[US fl. oz.]				
SILFOAM750	750	25.36	white	35 - 40 L	with gun	12

UNIVERSAL FOAM



MULTI-PURPOSE POLYURETHANE FOAM

- Reaction to fire class B3 (DIN 4102-1)
- Multifunctional self-expanding polyurethane foam for filling and insulating cavities, hollow spaces and floors.
- Ideal for use when positioning and fastening roofing covering and tiles
- High yield and high adhesive power
- Excellent thermal and sound insulation



Data sheet available online



CODE	content		colour	yield	use	pcs
	[mL]	[US fl. oz.]				
UNIFOAM750	750	25.36	yellow	43 - 48 L	with gun	12

FOAM REMOVER

UNIVERSAL CLEANER SUITABLE FOR REMOVING FRESH POLYURETHANE FOAM

- Quick and effective removal of unhardened polyurethane foam from any surface
- Dual use: gun-mounted or spray-applied
- Indispensable for cleaning foam guns



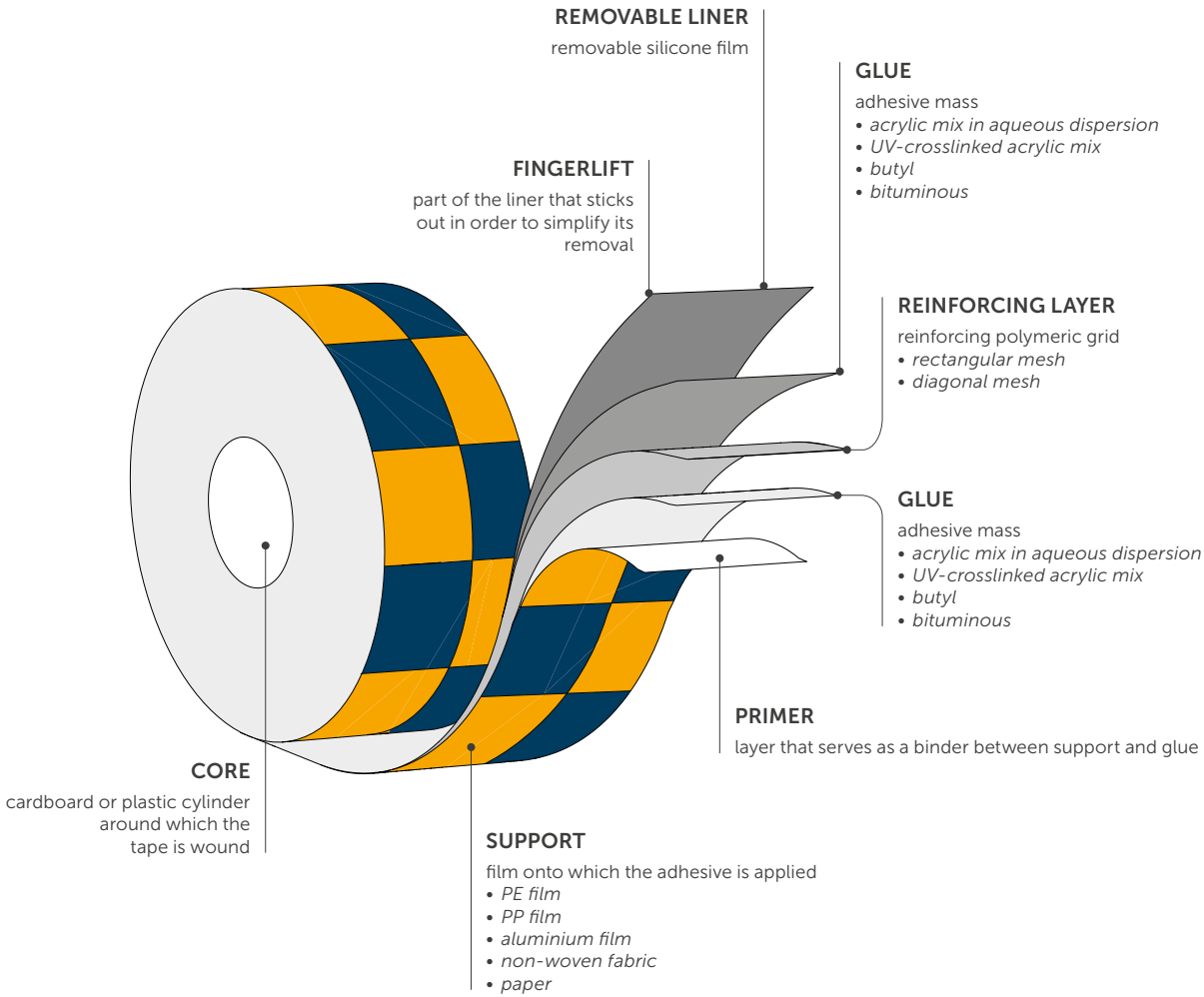
Data sheet
available online



CODE	content		colour	pcs
	[mL]	[US fl. oz.]		
FOAMREM500	500	16.91	colourless	12

TAPES

HOW IS THE TAPE MADE?



TYPE OF GLUE



ACRYLIC MIX IN AQUEOUS DISPERSION
 UV-CROSSLINKED ACRYLIC MIX

- Suitable for smooth surfaces
- Thermally stable
- UV stable
- Elastic



BUTYL

- Suitable for very irregular and porous surfaces
- Deformable
- UV stable over time
- Thermally stable
- Effective at low temperatures



BITUMINOUS

- Suitable for irregular surfaces
- Deformable


SPRINTA

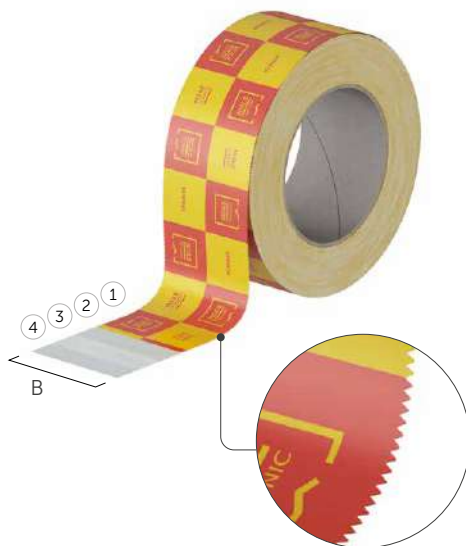


UNIVERSAL SINGLE-SIDED TAPE WITHOUT RELEASE LINER

- It can be applied both indoors and outdoors, providing fast and secure sealing
- No separation film means less waste to dispose of, for greater environmental sustainability
- It can be easily torn off thanks to the serrated edges that facilitate cutting the tape without the use of scissors or cutters
- Speed and good adhesion strength on most common building materials



 Data sheet available online



CODE	liner		B		L		pcs
	[mm]	[in]	[mm]	[in]	[m]	[ft]	
SPRINTA60	/	/	60	2.4	25	82	10

Thickness: 0,25 mm | 10 mil

COMPOSITION:


- ① support: PE film
- ② glue: solvent-free UV-crosslinked acrylic
- ③ reinforcing layer: polyester reinforcing grid
- ④ glue: solvent-free UV-crosslinked acrylic

SIGNO



UNIVERSAL SINGLE-SIDED HIGH-ADHESIVE TAPE

- Universal tape with excellent initial tack and superior adhesion strength on any surface. It can be used both indoors and outdoors
- Guaranteed adhesion over time even at low temperatures and on dusty, porous or damp surfaces
- Available in various sizes, also with pre-cut liner, for easy installation even in complex corners and edges



Data sheet available online



CODE	liner		B		L		pcs
	[mm]	[in]	[mm]	[in]	[m]	[ft]	
SIGNO60	60	2.4	60	2.4	25	82	10
SIGNO5050	50 / 50	2.0 / 2.0	100	3.9	25	82	6
SIGNO7575	75 / 75	3.0 / 3.0	150	5.9	25	82	4

Thickness: 0,34 mm | 13 mil

COMPOSITION:


- 1 support: PE film
- 2 glue: acrylic dispersion without solvents
- 3 reinforcing layer: reinforcing polyester grid
- 4 glue: acrylic dispersion without solvents
- 5 release liner: silicone paper

SIMPLA



UNIVERSAL SINGLE-SIDED TAPE

- Versatile tape, it guarantees a progress adhesion, stable over time, for the most common supports
- Ideal for prefabrication, thanks to the special type of adhesive and the wide range
- Thanks to the type and amount of adhesive used, it is a perfect solution even at high temperatures



Data sheet available online



CODE	liner		B		L		pcs
	[mm]	[in]	[mm]	[in]	[m]	[ft]	
SIMPLA50	50	2.0	50	2.0	25	82	12
SIMPLA60	60	2.4	60	2.4	25	82	10
SIMPLA100	100	3.9	100	3.9	25	82	6

Thickness: 0,28 mm | 11 mil

COMPOSITION:

- 1 support: PE film
- 2 glue: acrylic dispersion without solvents
- 3 reinforcing layer: polyester reinforcing grid
- 4 glue: acrylic dispersion without solvents
- 5 release liner: silicone paper


INTERNA



SINGLE-SIDED TAPE FOR INDOOR USE

- The pre-formed carrier allows easy sealing of complex corners and edges
- It is also available with pre-cut liner for faster installation
- Reinforced paper support, ideal for indoor use; airtightness guaranteed over time



 Data sheet available online



CODE	liner		B		L		pcs
	[mm]	[in]	[mm]	[in]	[m]	[ft]	
INTERNA60	60	2.4	60	2.4	25	82	10
INTERNA3030	30 / 30	1.2 / 1.2	60	2.4	25	82	10
INTERNA1248	12 / 48	0.5 / 1.9	60	2.4	25	82	10

Thickness: 0,33 mm | 13 mil

COMPOSITION:


- ① support: paper reinforced with protective film
- ② glue: acrylic dispersion without solvents
- ③ release liner: silicone paper



INTERNA60



INTERNA3030




INTERNA1248

CLARA

UNIVERSAL TRANSPARENT SINGLE-SIDED TAPE

- Transparent and discreet, it is invisible when applied to any surface
- Exceptional adhesive strength at high and low temperatures and in the presence of moisture, for fast and secure application
- Extremely reliable in outdoor applications, UV stable and rain resistant
- The invisible solution for any repair



 Data sheet available online



CODE	liner		B		L		pcs
	[mm]	[in]	[mm]	[in]	[m]	[ft]	
CLARA60	60	2.4	60	2.4	15	49	12

Thickness: 0,27 mm | 11 mil

COMPOSITION:


- ① support: PE film
- ② glue: acrylic dispersion without solvents
- ③ reinforcing layer: reinforcing polyester grid
- ④ glue: acrylic dispersion without solvents
- ⑤ release liner: silicone paper


CEMENTA IN

SPECIAL HIGH-ADHESION TAPE, CAN BE ALSO PLASTERED

- Its excellent adhesion makes it ideal for application on most surfaces
- Even when applied in tight spaces and corners, the PP liner can be removed without risk of failure
- Technical fabric ideal to be subsequently plastered
- The easy-release PP liner provides a quick and easy installation. The pre-cut versions ensure optimum aesthetics thanks to the possibility of hiding the tape behind cladding or plaster



 Data sheet available online




CODE	liner		B		L		pcs
	[mm]	[in]	[mm]	[in]	[m]	[ft]	
CEMIN1560	15 / 60	0.6 / 2.4	75	3.0	25	82	6
CEMIN1585	15 / 85	0.6 / 3.4	100	4.0	25	82	4
CEMIN15135	15 / 135	0.6 / 5.3	150	5.9	25	82	2


Thickness: 0,5 mm | 20 mil

COMPOSITION:


- ① support: 2-layer PP vapour control membrane
- ② glue: acrylic dispersion without solvents
- ③ release liner: easy-release PP film



CEMIN1560



CEMIN1585




CEMIN15135


CEMENTA OUT

SPECIAL HIGH-ADHESION TAPE, CAN BE ALSO PLASTERED

- Its excellent adhesion makes it ideal for application on most surfaces
- Even when applied in tight spaces and corners, the PP liner can be removed without risk of failure
- Technical fabric ideal to be subsequently plastered
- The easy-release PP liner provides a quick and easy installation. The pre-cut versions ensure optimum aesthetics thanks to the possibility of hiding the tape behind cladding or plaster



 Data sheet available online




CODE	liner		B		L		pcs
	[mm]	[in]	[mm]	[in]	[m]	[ft]	
CEMOUT1560	15 / 60	0.6 / 2.4	75	3.0	25	82	6
CEMOUT1585	15 / 88	0.6 / 3.4	100	4.0	25	82	4
CEMOUT15135	15 / 135	0.6 / 5.3	150	5.9	25	82	2


Thickness: 0,7 mm | 28 mil

COMPOSITION:


- ① support: breathable 2-layer PP membrane
- ② glue: acrylic dispersion without solvents
- ③ release liner: easy-release PP film



CEMOUT1560



CEMOUT1585




CEMOUT15135



EXPAND BAND

SELF-EXPANDING SEALING TAPE

- After expansion, it remains elastic and unchanged over time, providing protection from water, dust and wind
- It has passed the most stringent tests on harmful emissions, ensuring safe installation even indoors
- Supplied with a plastic core to prevent moisture absorption during construction, which could cause unwanted swelling

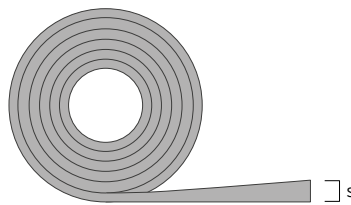
 Data sheet
available online

BG 1



CODE	B		s				L		pcs
	[mm]	[in]	[mm]		[mil]		[m]	[ft]	
EXPAND1014	10	0.4	1	4	39	157	13	43	48
EXPAND1514	15	0.6	1	4	39	157	13	43	32
EXPAND1549	15	0.6	4	9	157	354	8	26	32
EXPAND15615	15	0.6	6	15	236	591	6	20	32
EXPAND20920	20	0.8	9	20	354	787	4	13	24
EXPAND40615	40	1.6	6	15	236	591	8	26	12
EXPAND60615	60	2.4	6	15	236	591	8	26	8

CODE	B		s				L		pcs
	[mm]	[in]	[mm]		[mil]		[m]	[ft]	
EXPANDEVO1014	10	0.4	1	4	39	157	20	66	48



COMPOSITION:
elastic polyurethane foam with additives

KOMPRI CLAMP

EXPANDING TAPE STAPLE

» For more information about the product see page 279

CODE	opening dimensions		pcs
	[mm]	[in]	
KOMPRICLAMPS	0-30	0 - 1.181	5
KOMPRICLAMPL	40-95	1.575 - 3.740	5




WINDOW BAND


SELF-EXPANDING SEALING TAPE FOR WINDOWS/DOORS

- It seals the joints of doors and windows from air and heavy rain while maintaining the thermal-acoustic properties over the entire depth
- For cracks between 6 and 15 mm. It adapts to the surface, ensuring air and water tightness by acting as a vapour control membrane
- With just one solution it is possible to seal the three layers without the need for additional products



BG 1

 Data sheet available online



CODE	B		s				L		pcs
	[mm]	[in]	[mm]	[mm]	[mil]	[m]	[ft]		
WINDOW54615	54	2.1	6	15	236	591	15	49	7
WINDOW74615	74	2.9	6	15	236	591	15	49	5

COMPOSITION:
 elastic polyurethane foam with additives


FRAME BAND

SELF-EXPANDING SEALING TAPE FOR WINDOWS/DOORS

- Airtight and watertight, it prevents possible acoustic bridges in the structure-window joint
- Thanks to the adhesive strip, application is easy and precise without the need for further glue
- It effectively seals any type of crack between 2 and 10 mm, resisting heavy rain



BG 1

 Data sheet available online




CODE	B		s				L		pcs
	[mm]	[in]	[mm]	[mm]	[mil]	[m]	[ft]		
FRAME2054	54	2.1	2	12	79	472	30	98	7
FRAME2074	74	2.9	2	12	79	472	30	98	5

COMPOSITION:
 elastic polyurethane foam with additives

FRONT BAND UV 210

UNIVERSAL SINGLE-SIDED TAPE, HIGHLY RESISTANT TO UV RAYS

- Excellent aesthetics when combined with TRASPIR FACADE MONO or TRASPIR HOUSE MONO 300
- Reaction to fire class B-s1,d0. It does not spread the flame in case of fire, contributing to the passive protection of the structure
- The membrane backing the tape ensures high thermal stability and UV resistance

 Data sheet available online



CODE	B		L		pcs
	[mm]	[in]	[m]	[ft]	
FRONTUV75	75	3.0	20	66	8

Thickness: 0,6 mm | 24 mil


COMPOSITION:

- ① support: TRASPIR FACADE MONO
- ② glue: acrylic dispersion without solvents
- ③ release liner: PP film

FACADE BAND UV

UNIVERSAL SINGLE-SIDED TAPE, RESISTANT TO UV RAYS

- Thanks to its high UV stability, it is ideal for sealing façades with open joints
- Developed for application on breathable membranes for façade and TRASPIR HOUSE MONO 300 for excellent aesthetic performance
- The PP backing and the special adhesive achieve a very high thermal stability

 Data sheet available online



CODE	B		L		pcs
	[mm]	[in]	[m]	[ft]	
FACADEUV60	60	2.4	25	82	10

Thickness: 0,32 mm | 12.6 mil


COMPOSITION:


- ① support: PP film
- ② glue: acrylic dispersion without solvents
- ③ reinforcing layer: reinforcing polyester grid
- ④ glue: acrylic dispersion without solvents
- ⑤ release liner: silicone paper

ALU BAND

REFLECTIVE SINGLE-SIDED ADHESIVE TAPE FOR INDOOR USE

- The special glue and the aluminium backing enable high thermal stability (without compromising the adhesion of the glue)
- It can be applied to thermo-hydraulic structures, thanks to its high thermal reflectivity
- The aluminium backing offers high vapour protection and is ideal in combination with the STOP HOUSE ALU line



 Data sheet available online



CODE	B		L		pcs
	[mm]	[in]	[m]	[ft]	
ALUBAND50	50	2.0	50	164	24
ALUBAND75	75	3.0	50	164	24

Thickness: 0,06 mm | 2.4 mil

COMPOSITION:

- ① support: aluminium film
- ② glue: acrylic dispersion without solvents
- ③ release liner: PP film


ALU BUTYL BAND




REFLECTING BUTYL ADHESIVE TAPE

- The butyl glue offers excellent adhesion on the most common surfaces, even very porous ones
- The reinforced aluminium backing protects the butyl mixture, guaranteeing that the seal lasts after installation
- Thanks to the reinforced backing, it has outstanding mechanical properties and the tape is tear-resistant



 Data sheet available online



CODE	B		L		pcs
	[mm]	[in]	[m]	[ft]	
ALUBUTYL75	75	3.0	10	33	8
ALUBUTYL150	150	5.9	10	33	4

Thickness: 1 mm | 39 mil

COMPOSITION:

- ① support: reinforced aluminium film
- ② glue: grey adhesive butyl compound
- ③ release liner: PE film


TERRA BAND UV



BUTYL ADHESIVE TAPE

- Suitable for both terraces and façades, it protects the timber battens from water and UV rays
- The reinforced aluminium backing ensures unlimited UV resistance
- Soft and easily workable tape. The mix closes over the perforations and remains perfectly watertight

Data sheet
available online



CODE	B		L		pcs
	[mm]	[in]	[m]	[ft]	
DECKUV75	75	3.0	10	33	8
TERRAUV100	100	3.9	10	33	6
TERRAUV200	200	7.9	10	33	4
TERRAUV400	400	15.8	10	33	2

Thickness 0,8 mm | 31 mil

COMPOSITION:

- ① support: UV-stable anthracite-coloured reinforced aluminium film
- ② glue: grey adhesive butyl compound
- ③ release liner: PE film


BLACK BAND



UNIVERSAL SINGLE-SIDED BUTYL TAPE

- Universal and extremely expandable, it seals any cracks in most building materials
- Self-sealing, it is ideal for easy sealing of difficult knots and very irregular surfaces
- Fast setting, with easy release film. The 80 mm version has a pre-cut liner to facilitate installation in corners or complex locations

Data sheet
available online



CODE	liner		B		L		pcs
	[mm]	[in]	[mm]	[in]	[m]	[ft]	
BLACK50	50	2.0	50	2.0	10	33	6
BLACK4040	40 / 40	1.6 / 1.6	80	3.2	10	33	4

Thickness: 2 mm | 79 mil

COMPOSITION:

- ① support: high density PE film
- ② glue: black adhesive butyl compound
- ③ release liner: easy-release PP film

BUTYL BAND



DOUBLE-SIDED UNIVERSAL BUTYL TAPE

- Reinforced with a polyester mesh for compactness and high mechanical resistance
- Appropriate for airtight seals for timber-to-timber and/or timber-to-concrete joints
- Butyl is also perfectly suited for installation in tight spaces and on irregular profiles without resistance



Data sheet available online



CODE	B		s		L		pcs
	[mm]	[in]	[mm]	[mil]	[m]	[ft]	
BUTYLBAND1501	15	0.6	1	39	15	49	20
BUTYLBAND1502	15	0.6	2	79	10	33	13

s = tape thickness

COMPOSITION:

- 1 glue: grey adhesive butyl compound
- 2 reinforcing layer: reinforcing polyester grid
- 3 glue: grey adhesive butyl compound
- 4 release liner: silicone paper

SUPRA BAND



UNIVERSAL DOUBLE-SIDED BUTYL TAPE WITH HIGH ADHESION

- Water and air resistant, it guarantees adhesion even to wet supports and at low temperatures
- Very soft and adaptable, it is excellent for sealing timber-to-timber and/or timber-to-concrete joints, compensating for the natural movements of the materials
- Highest quality butyl adhesive, solvent-free, no oil transmigration



Data sheet available online



CODE	B		s		L		pcs
	[mm]	[in]	[mm]	[mil]	[m]	[ft]	
SUPRA6	6	0.2	4	160	6	20	16
SUPRA10	10	0.4	4	160	6	20	22

Thickness: 4 mm | 160 mil


COMPOSITION:

- 1 release liner: silicone paper
- 2 glue: double-sided grey butyl compound

FIRE STRIPE

INTUMESCENT THERMO-INFLATABLE FLEXIBLE GASKET

- It expands under the effect of strong heat. As it expands, it seals the cavity in which it is placed, blocking the passage of flames
- Installable in tight spaces, it is perfect for the fire protection of our concealed fastening systems
- Quick and easy to install

 Data sheet
available online



CODE	B		L		pcs
	[mm]	[in]	[m]	[ft]	
FIRESTRIFE10	10	0.4	6	20	56

Thickness: 2 mm | 79 mil


COMPOSITION:



- ① support: intumescent elastomer
- ② glue: acrylic dispersion without solvents
- ③ release liner: silicone paper

NAIL BAND

BUTYL NAIL POINT SEALANT TAPE

- Thanks to its modified butyl formulation, it ensures excellent durability even when subjected to thermal stress
- Also suitable for low-temperature applications, butyl ensures excellent adhesion to structures in harsh environmental conditions
- Due to its elasticity, butyl tends to seal around the screw or nail

 Data sheet
available online



CODE	B		L		pcs
	[mm]	[in]	[m]	[ft]	
NAILBAND50	50	2.0	15	49	12

Thickness: 1 mm | 39 mil

COMPOSITION:


- ① support: PE film
- ② glue: grey adhesive butyl compound
- ③ release liner: PP film

NAIL PLASTER

HIGH-ADHESION NAIL POINT SEALANT TAPE

- The closed cell polyethylene structure ensures the opening created by the fastening systems is waterproof
- Also available in 5 mm thickness and 70 mm width for more secure sealing
- With the help of LIZARD unwinder, installation is easy and fast, done directly on the ventilation battens



 Data sheet available online



CODE	B		s		L		pcs
	[mm]	[in]	[mm]	[mil]	[m]	[ft]	
NAILPLA350	50	2.0	3	118	30	98	10
NAILPLA370	70	2.8	3	118	30	98	7
NAILPLA550	50	2.0	5	197	10	33	6

CODE	B		s		H		pcs
	[mm]	[in]	[mm]	[mil]	[mm]	[in]	
NAILPLA33050	50	2.0	3	118	50	2.0	6

400 pieces per roll, s=thickness


COMPOSITION:


- ① support: PE foam
- ② glue: acrylic dispersion without solvents

GEMINI

HIGH-ADHESION DOUBLE-SIDED NAIL POINT SEALANT TAPE

- Thanks to the double adhesiveness it guarantees continuous adhesion between the membrane and batten, avoiding water accumulation in drilled points
- With the help of LIZARD, installation is easy and fast, done directly on the ventilation battens
- The closed cell polyethylene structure ensures that the opening created by the fastening is waterproof



 Data sheet available online



CODE	B		L		pcs
	[mm]	[in]	[m]	[ft]	
GEMINI60	60	2.4	30	98	8
GEMINI80	80	3.2	30	98	6

Thickness: 3 mm | 118 mil


COMPOSITION:

- ① glue: acrylic dispersion without solvents
- ② support: PE foam
- ③ glue: acrylic dispersion without solvents
- ④ release liner: silicone paper

START BAND

WATERPROOFING PROFILE WITH HIGH MECHANICAL RESISTANCE

- It is elastic and easy to install even around corners and it is resistant to perforations or mechanical fastening
- It is also suitable as a general-purpose wall barrier, it protects walls against rising damp over time, even at extreme temperatures
- Also available in an adhesive version, ideal when applied in combination with ALU START, for an infallible connection to the ground

 Data sheet available online



CODE	B		L		pcs
	[mm]	[in]	[m]	[ft]	
START100	100	3.9	25	82	6
START150	150	5.9	25	82	4
START200	200	7.9	25	82	3
START250	250	9.8	25	82	2

Thickness 0,8 mm | 32 mil

COMPOSITION:

EPDM-based synthetic rubber

CODE	B		L		pcs
	[mm]	[in]	[m]	[ft]	
STARTA120	120	0.6	20	66	6
STARTA160	160	0.6	20	66	6

Thickness: 0,6 mm | 24 mil

COMPOSITION:


- ① support: EPDM-based synthetic rubber
- ② glue: acrylic dispersion without solvents
- ③ reinforcing layer: reinforcing polyester grid
- ④ glue: acrylic dispersion without solvents
- ⑤ release liner: PP film

CONNECT BAND

SEALING WALL BARRIER FOR IRREGULAR SUBSTRATES

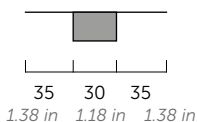
- It protects timber from rising damp and ensures excellent airtightness
- Double protection provided by the EPDM profile and self-expanding polyurethane foam tapes
- Pre-installed self-expanding tapes compensate for any unevenness in the substrate



 Data sheet available online



CODE	B		s		L		pcs
	[mm]	[in]	[mm]	[mil]	[m]	[ft]	
CONNECT100	100	3.9	0,8	32	25	82	1

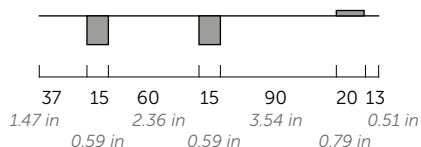


COMPOSITION:

- ① EPDM-based synthetic rubber
- ② elastic polyurethane foam with additives



CODE	B		s		L		pcs
	[mm]	[in]	[mm]	[mil]	[m]	[ft]	
CONNECT250	250	9.8	0,8	32	25	82	1



COMPOSITION:


- ① EPDM-based synthetic rubber
- ② elastic polyurethane foam with additives
- ③ glue: double-sided grey butyl compound
- ④ release liner: PP film

LEVEL BAND

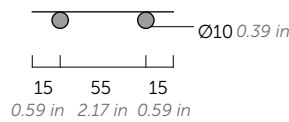
SEALING WALL BARRIER FOR FOUNDATIONS

- It resists humidity due to capillary action, while offering excellent resistance to water, air and wind
- Available in three versions, it is ideal both as a wall barrier and to seal vertical wall-to-wall joints
- The soft and elastic polyethylene profile allows it to be installed even in complex shapes and angles


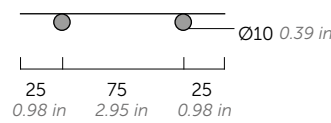
Data sheet available online



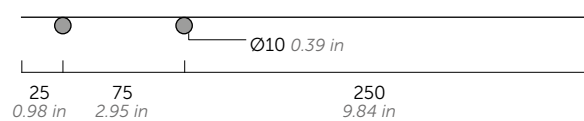
CODE	B		s		L		pcs
	[mm]	[in]	[mm]	[mil]	[m]	[ft]	
LEVEL085	85	3.4	0,17	7	25	82	10



CODE	B		s		L		pcs
	[mm]	[in]	[mm]	[mil]	[m]	[ft]	
LEVEL125	125	4.9	0,17	7	25	82	2



CODE	B		s		L		pcs
	[mm]	[in]	[mm]	[mil]	[m]	[ft]	
LEVEL350	350	13.8	0,17	7	25	82	2



COMPOSITION:


- ① EPDM
- ② PE membrane

CONSTRUCTION SEALING

COMPRESSIBLE SEALING GASKET FOR REGULAR JOINTS

- It can be applied during construction or during prefabrication to seal timber-to-timber joints
- Thanks to the solid EPDM mix, it endures over time and is not sensitive to chemical attacks
- Tested acoustic performance: up to 3 dB noise reduction when used as a wall gasket



 Data sheet available online



CODE	B		L		pcs
	[mm]	[in]	[m]	[ft]	
CONSTRU4625	46	1.8	25	82	3


Thickness: 3 mm | 118 mil

TIE BEAM STRIPE

TIE BEAM SEALING PROFILE

- Flexible and easy to work, thanks to the soft and shapeable mixture
- Resilient profile for connecting the platform to the concrete
- It ensures great elasticity and resistance even in the event of perforations and mechanical fastening thanks to the special modified EPDM compound

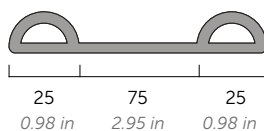


 Data sheet available online



CODE	B		L		pcs
	[mm]	[in]	[m]	[ft]	
TIEBEAM71	71	2.8	50	164	1

Thickness: 9 mm | 354 mil



GROUND BAND



SELF-ADHESIVE BITUMINOUS MEMBRANE

- It can be installed at temperatures from +5 °C to +30 °C thanks to the special elastoplastomeric bituminous mixture. It remains flexible down to -30 °C
- Self-adhesive, for faster installation. It does not require the use of flame, minimising risks to timber
- High-density polyethylene backing film makes it extremely resistant to puncture shear



Data sheet available online



CODE	liner		B		L		pcs
	[mm]	[in]	[mm]	[in]	[m]	[ft]	
GROUND200	30 / 170	1.2 / 6.7	200	7.9	20	66	2
GROUND500	30 / 470	1.2 / 18.5	500	19.7	20	66	1
GROUND1000	500 / 500	19.7 / 19.7	1000	39.4	20	66	1

Thickness: 1,5 mm | 59 mil

COMPOSITION:

- ① release liner: silicone paper
- ② glue: black adhesive bituminous compound
- ③ support: high density cross-laminated PE film

RADON FLOOR



WATERPROOFING RADON GAS BARRIER FOR FOUNDATIONS

- Tested for resistance to radon gas by the Swedish SP Institute
- To be placed on concrete slabs in new buildings or renovations, it can also be used as a barrier against rising damp from the ground
- Made of low-density polyethylene and reinforced with reinforcing polyester grid



Data sheet available online



CODE	H		L		A		pcs
	[m]	[ft]	[m]	[ft]	[m ²]	[ft ²]	
RADON350	2	7	25	82	50	538	1

Thickness: 0,4 mm | 16 mil


COMPOSITION:

- ① top layer: low density PE film
- ② reinforcing layer: polyester reinforcing grid
- ③ middle layer: low density PE film
- ③ lower layer: low density PE film

BYTUM BAND

SELF-ADHESIVE BITUMINOUS BAND, CAN BE PLASTERED

- Technical fabric that can be subsequently plastered, for greater versatility of use
- Thanks to the special formulation of the compound, it guarantees health safety with regard to emissions
- It protects walls against rising damp over time. Also suitable as a general sealing wall barrier or window/door node waterproofing product

 Data sheet available online

 BITUMEN BASED



CODE	B		L		pcs
	[mm]	[in]	[m]	[ft]	
BYTBAND240	240	9.5	15	49	2
BYTBAND370	370	14.6	15	49	1

Thickness: 1 mm | 39 mil

COMPOSITION:


- 1 release liner: silicone paper
- 2 glue: black adhesive bituminous compound
- 3 support: non-woven PP fabric

PROTECT



SELF-ADHESIVE BUTYL BAND, CAN BE PLASTERED

- The butyl glue guarantees excellent adhesion and deformation capacities, compensating for the natural movement of the timber
- Technical fabric that can be subsequently plastered, for greater versatility of use
- The mix ensures high adhesion even at low temperatures. Durable and thermally stable

 Data sheet available online

 BUTYL BASED



CODE	B		L		pcs
	[mm]	[in]	[m]	[ft]	
PROTECT330	330	13.0	10	33	2
PROTECT500	500	19.7	10	33	1

Thickness: 1 mm | 39 mil

COMPOSITION:

- 1 release liner: PP film
- 2 glue: grey adhesive butyl compound
- 3 support: non-woven PP fabric

ROOF ELEMENTS

RIDGE		198
	NET ROLL	198
	STANDARD ROLL	199
	METAL ROLL	199
	PEAK EASY	200
	BRUSH VENT	200
	PEAK ONE	201
	PEAK VENT AISI 430	201
	PEAK HOOK	202
SUPPORT BATTEN	203	

CHIMNEY CONNECTION		204
	ALU FLASH CONNECT	204
	SOFT FLASH CONNECT	204
	MANICA ROLL	205
	GUTTER	205
	MANICA POST	206
	MANICA LEAD	206

VALLEY		207
	VALLEY ALU	207
	GASKET	207

SNOW PROTECTION		208
	SNOW STOP	208

CLIPS		209
	TILE STOP WIND	209
	TILE STOP WIND COPPO	212
	TILE STOP S	210
	TILE STOP L	211

VENTILATION AND PROTECTION		212
	VENT MESH	212
	VENT GRILLE	213
	VENT FOLD	214
	VENT SHAPE	215
	BIRD COMB	216
	BIRD COMB EVO	217
	BIRD SPIKE	218
	RAIN TUBE	218


PLATES AND ANGLE BRACKETS
POST BASES
SCREWS AND FASTENERS FOR TERRACES
SCREWS FOR TIMBER
SCREWS FOR METAL
CHEMICAL AND METAL ANCHORS
METRIC
SOUNDPROOFING
SEALANTS, TAPES AND PROFILES
ROOF ELEMENTS
MEMBRANES
TOOLS


NET ROLL










FLEXIBLE VENTILATED UNDER-RIDGE

- The flexible polypropylene ventilation fabric ensures excellent adaptability during installation
- Shapeable aluminium straps ensure perfect contiguity with any roof covering
- The central fabric is sewn and glued to the side strips, providing double security over time



 Data sheet available online



CODE	B		L		material	colour	RAL	pcs
	[mm]	[in]	[m]	[ft]				
NETRED310	310	12.2	5	16	PP, aluminium, butyl		8004	4
NETBRO310	310	12.2	5	16	PP, aluminium, butyl		8019	4
NETBLA310	310	12.2	5	16	PP, aluminium, butyl		9005	4
NETRED390	390	15.4	5	16	PP, aluminium, butyl		8004	4
NETBRO390	390	15.4	5	16	PP, aluminium, butyl		8019	4
NETBLA390	390	15.4	5	16	PP, aluminium, butyl		9005	4
NETRED39020	390	15.4	20	66	PP, aluminium, butyl		8004	1
NETBRO39020	390	15.4	20	66	PP, aluminium, butyl		8019	1
NETBLA39020	390	15.4	20	66	PP, aluminium, butyl		9005	1



POP TOOLS

Make clever use of your exhibition spaces thanks to our systems! Get more information from your Technical Consultant.

Make it easy.



ITALY




POLAND

STANDARD ROLL




FLEXIBLE VENTILATED UNDER-RIDGE

- The polypropylene fabric provides excellent flexibility during installation and a large surface area for ventilation
- The butyl adhesive tape offers excellent adhesion on ridge tiles and tiles
- The aluminium side strips ensure exceptional UV stability and durability over time



 Data sheet available online




CODE	B		L		material	colour	RAL	pcs
	[mm]	[in]	[m]	[ft]				
STANDRED390	390	15.4	5	16	PP, aluminium, butyl		8004	4
STANDBRO390	390	15.4	5	16	PP, aluminium, butyl		8019	4
STANDANT390	390	15.4	5	16	PP, aluminium, butyl		7021	4

METAL ROLL




FLEXIBLE VENTILATED ALUMINIUM UNDER-RIDGE

- The special 4 cm wide butyl adhesive tape ensures strong, immediate and long-lasting adhesion to various surfaces
- The choice of metal material guarantees excellent UV stability even in difficult climate zones
- Perforated aluminium ensures proper air circulation inside the roof covering



 Data sheet available online




CODE	B		L		material	colour	RAL	pcs
	[mm]	[in]	[m]	[ft]				
METRED400	400	15.8	5	16	aluminium, butyl		8004	4
METBRO400	400	15.8	5	16	aluminium, butyl		8017	4
METANT400	400	15.8	5	16	aluminium, butyl		7021	4


PEAK EASY


VENTILATED RIGID RIDGE ROLL

- Completely made of metal. It ensures high durability characteristics
- Quick and easy to install, it ensures perfect contiguity with any type of roof covering
- It provides excellent UV and weather stability, even in harsh climate zones



 Data sheet
available online




CODE	B		L		colour	RAL	pcs
	[mm]	[in]	[m]	[ft]			
PEAKEASY400	400	15.7	1	3		8004	20


BRUSH VENT




RIGID UNDER-RIDGE WITH SIDE BRUSHES

- Quick installation thanks to the soft lateral bristles that adapt perfectly to the roof profile
- The bristles provide effective protection against water and are UV-stable
- It prevents the entry of birds, insects and rodents



 Data sheet
available online



CODE	B		H		L		colour	RAL	pcs
	[mm]	[in]	[mm]	[in]	[m]	[ft]			
BRUVENRED175	175	6.9	75	3.0	1	3		8004	20
BRUVENBRO175	175	6.9	75	3.0	1	3		8019	20
BRUVENBLA175	175	6.9	75	3.0	1	3		9005	20

PEAK ONE

VENTILATED UNDER-RIDGE FOR SINGLE PITCH

- The special butyl adhesive tape ensures strong, immediate and long-lasting adhesion to various surfaces
- Perfect for the ventilation of single-pitch roofs against a vertical wall
- Made of high quality materials with high durability characteristics




CODE	B ⁽¹⁾		L		colour	RAL	pcs
	[mm]	[in]	[m]	[ft]			
PEAKONE165	165	6.5	1	3	● ●	8017 and 8004	3


⁽¹⁾ Aluminium strap length.

PEAK VENT AISI 430

RIGID RIDGE ROLL KIT

- Modular kit for a fast and efficient solution complete with under-ridge, screws and adjustable brackets
- The robust stainless steel grid and pleated aluminium wings guarantee durability and stability over time
- The perforation of the linear element and the support brackets ensures effective ventilation



 Data sheet available online



CODE		B		L		H		colour	RAL	pcs
		[mm]	[in]	[m]	[ft]	[mm]	[in]			
PVENTREDI380	①	400	15.8	1	3	-	-	●	2001	5
PVENTBLAI380	①	400	15.8	1	3	-	-	●	9005	5
PVENTPLATE	②	50	2.0	-	-	230	9.01	●	-	72
PVENTSCREW	③	Ø 5,5	0.2	-	-	13	0.5	●	-	20


For the installation, as many brackets and ventilation elements as linear metres of ridge must be used, with the addition of an initial support bracket. In addition, at least 4 screws must be provided for each bracket, 2 for fastening it to the battens and 2 for fastening the ventilation element to the bracket.

EXAMPLE: if my ridge measures 5 linear metres, I will need 5 ventilation elements + 6 support brackets and 24 self-drilling screws.







PEAK HOOK

RIDGE FASTENING HOOK FOR PLAIN AND SHAPED TILES

- For fast and secure dry fastening of ridge tiles to the underlying batten
- Available in different versions and colours, they adapt to different types of roofs, ensuring perfect shade harmony
- They guarantee the stability of the ridge without using foam or mortar, in full compliance with UNI 9460

 Data sheet
available online



CODE	B		P		version	material	colour	RAL	pcs
	[mm]	[in]	[mm]	[in]					
PUNIRED	115	4.5	18	0.7	universal	aluminium		8004	50
PUNIBRO ①	115	4.5	18	0.7	universal	aluminium		8017	50
PUNIAANT	115	4.5	18	0.7	universal	aluminium		7021	50
PCURRED	80	3.2	18	0.7	shaped	aluminium		8004	50
PCURBRO ②	80	3.2	18	0.7	shaped	aluminium		8017	50
PCURANT	80	3.2	18	0.7	shaped	aluminium		7021	50

① PEAK HOOK universal version



② PEAK HOOK shaped version




SUPPORT BATTEN

METAL BATTEN-HOLDERS

- They allow fastening of the timber batten supporting the under-ridge.
- Available in different versions and sizes to suit different types of roofs. The height-adjustable version allows adjustment after installation
- Made entirely of steel for high durability



 Data sheet available online

CODE	H ⁽¹⁾		B		version	material	pcs	
	[mm]	[in]	[mm]	[in]				
SUPPORTNAIL	①	280	11.0	50	2.0	with nail	DX51D steel	50
SUPPORTSCREW	②	260	10.2	50	2.0	with screw	DX51D steel	50
SUPPORTUNI	③	210	8.3	50	2.0	universal	DX51D steel	50
SUPPORTLEVEL	④	210 - 240	8.3 - 9.5	50	2.0	adjustable	DX51D steel	50

⁽¹⁾ Total height.





ALU FLASH CONNECT




ALUMINIUM AND SELF-ADHESIVE BUTYL CHIMNEY CONNECTION

- Butyl adhesive adheres perfectly to any surface, creating a durable watertight seal
- It can be easily cut with a cutter or scissors during processing. The pleated band is can be modelled in three sizes
- It provides excellent UV and weather stability



 Data sheet available online




CODE	B		s		L	colour	RAL	pcs
	[mm]	[in]	[mm]	[mil]				
ALURED300	300	11.8	2	79	5		8004	1
ALURBRO300	300	11.8	2	79	5		8019	1
ALURBLA300	300	11.8	2	79	5		9004	1


SOFT FLASH CONNECT




EPDM AND SELF-ADHESIVE BUTYL CHIMNEY CONNECTION

- Extremely flexible three-dimensional surface for universal sealing of roof elements (chimneys, gutters, joints, skylights, etc.)
- Permanent UV stability. Made of high quality materials with high durability characteristics
- It can be modelled by hand without special tools



 Data sheet available online




CODE	B		s		L	colour	RAL	pcs
	[mm]	[in]	[mm]	[mil]				
SOFTRED300	300	11.8	2.5	98	5		8004	1
SOFTBRO300	300	11.8	2.5	98	5		8019	1
SOFTBLA300	300	11.8	2.5	98	5		9004	1

MANICA ROLL






LEAD AND SELF-ADHESIVE BUTYL CHIMNEY CONNECTION

- Smooth, perfectly malleable surface
- Permanent UV stability and professional water resistance
- It provides excellent weather stability, even in harsh climate zones



 Data sheet available online





CODE	B		s		L		colour	RAL	pcs
	[mm]	[in]	[mm]	[mil]	[m]	[ft]			
MANROLL1	300	11.8	1,5	59	5	16.40		8004	1
MANROLL2	300	11.8	1,5	59	5	16.40		8017	1
MANROLL3	300	11.8	1,5	59	5	16.40		8019	1
MANROLL4	300	11.8	1,5	59	5	16.40		9005	1
MANROLL5	300	11.8	1,5	59	5	16.40		7016	1

GUTTER




FLASHING

- Available in different colours, it adapts to different roof colours
- Resistant to UV, weather and thermal stress
- Coated with polyester paint, protected by a film to be removed after installation



 Data sheet available online



CODE	B		L	colour	RAL	pcs
	[mm]	[in]				
GUTRED80 ⁽¹⁾	80	3.1	2		8004	20
GUTBRO80 ⁽¹⁾	80	3.1	2		8019	20
GUTBLA80 ⁽¹⁾	80	3.1	2		9005	20

⁽¹⁾Products available only upon order.

MANICA POST

ADHESIVE SEALING SLEEVE FOR OUTDOORS

- The aluminium coating ensures permanent UV stability
- Butyl adhesive on the underside, extremely high performing on all types of material and extremely resistant to thermal stresses
- Perfect when used for waterproofing lifeline supports such as TOWER



CODE	B		H		Ø		colour	pcs
	[mm]	[in]	[mm]	[in]	[mm]	[in]		
MANPOST1	300	11.8	200	7.9	25 / 32	1.0 / 1.3	●	5
MANPOST2	300	11.8	200	7.9	42 / 55	1.7 / 2.2	●	5
MANPOST3	230	9.1	230	9.1	42 / 55	1.7 / 2.2	●	4

MANICA LEAD

LEAD PROFILE WITH EPDM SLEEVE

- Waterproofing kit consisting of an extremely resistant lead profile and a perfectly sealing EPDM sleeve
- It can be used on roofs with different slopes
- For waterproofing anchor poles with a diameter of 48 mm



CODE	s		B		L		Ø		material	pcs
	[mm]	[mil]	[mm]	[in]	[mm]	[in]	[mm]	[in]		
MANEPDM	-	-	-	-	-	-	48	1.9	EPDM	1
MANLEAD	1	39	310	12.2	405	15.9	-	-	lead ⁽¹⁾	1

⁽¹⁾Avoid contact with skin, eyes and food. Do not produce and breathe dust.

VALLEY ALU

STRENGTHENING ELEMENT FOR VALLEYS

- Quick and easy installation
- Weather resistance
- Made of aluminium, it provides safe and durable protection



CODE	B	L	colour	RAL	pcs
	[mm]	[m]			
VALLEYRED500	500	6	●	8004	1
VALLEYBRO500	500	6	●	8017	1

GASKET

GASKET FOR VALLEY

- Made of polyurethane foam
- Self-adhesive, ideal for quick and easy installation
- It adapts to all roof shapes for optimal and permanent watertightness




CODE	B	H	L	colour	RAL	pcs
	[mm]	[mm]	[m]			
GASKETANT60	30	60	1	●	7021	200









SNOW STOP

SNOW STOPPER HOOK FOR RIDGE TILES AND TILES

- They ensure roof stability by slowing down the fall of accumulated snow blocks
- Available for ridge tiles, Marseille and Portuguese type tiles and beaver tails, in different colours
- They protect eaves gutter from being pushed by snow blocks



 Data sheet
available online

CODE	H		B		P		version	material	colour	RAL	pcs	
	[mm]	[in]	[mm]	[in]	[mm]	[in]						
SSTOPREDUNI	①	65	2.6	300	11.8	30	1.2	cement and roof tile	pre-painted metal sheet		8004	40
SSTOPBROUNI		65	2.6	300	11.8	30	1.2	cement and roof tile	pre-painted metal sheet		8017	40
SSTOPREDPOR	②	65	2.6	300	11.8	30	1.2	Portuguese roof tile	pre-painted metal sheet		8004	40
SSTOPBROPOR		65	2.6	300	11.8	30	1.2	Portuguese roof tile	pre-painted metal sheet		8017	40
SSTOPREDFLAT	③	65	2.6	280	11.0	30	1.2	Canadian tile, metal roofing	pre-painted metal sheet		8004	40
SSTOPBROFLAT		65	2.6	280	11.0	30	1.2	Canadian tile, metal roofing	pre-painted metal sheet		8017	40
SSTOPLBRO	④	55	2.17	130	5.1	40	1.6	tile	pre-painted metal sheet		8017	200
SSTOPLCOP		55	2.17	130	5.1	40	1.6	tile	stainless steel		-	200

① **SNOW STOP** concrete tile and ridge tile version



 brick red

 brown

② **SNOW STOP** Portuguese tile version



 brick red

 brown

③ **SNOW STOP** Canadian tile, metal covering version



 brick red

 brown

④ **SNOW STOP** ridge tile version



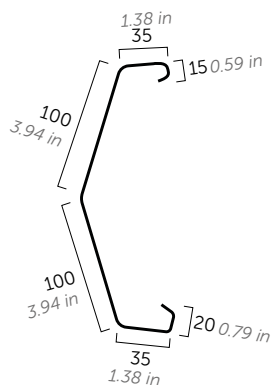
 brown

 copper

TILE STOP WIND


PRE-SHAPED BRACING HOOKS FOR TILES

- They prevent tiles from overturning in the event of wind
- To be used for anchoring tiles along the edges of the pitch, along the eaves and along the ridge, as well as tiles around chimneys etc.
- For dry installation of the roof in full compliance with the UNI 9460 standard



Data sheet available online

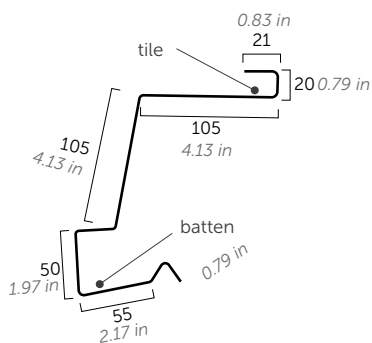
CODE	material	colour	pcs
TSWIND	zinc-plated steel		50



TILE STOP WIND COPPO


PRE-SHAPED BRACING HOOKS FOR RIDGE TILES

- They prevent ridge tiles from overturning in the event of wind, ensuring roof stability
- To be used for anchoring ridge tiles along the edges of the pitch, along the eaves and along the ridge, as well as ridge tiles around chimneys, etc.
- For dry installation of the roof in full compliance with the UNI 9460 standard



Data sheet available online

CODE	material	colour	pcs
TSWINDC	steel AISI 204		200




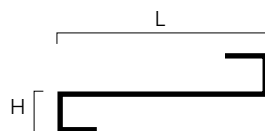
TILE STOP S













S PRE-SHAPED HOOKS FOR PLAIN TILES

- They anchor the next tile to the one below, ensuring a stable and long-lasting connection
- They are installed dry, avoiding the use of mortar or polyurethane foams in full compliance with the UNI 9460 standard
- Available in various materials, colours and for a complete range




 Data sheet available online



CODE		L		H		material	colour	RAL	pcs
		[mm]	[in]	[mm]	[in]				
TSSI9016	①	90	3.5	16	0.6	steel AISI 204		-	100
TSSI9020		90	3.5	20	0.8	steel AISI 204		-	100
TSSI12016		120	4.7	16	0.6	steel AISI 204		-	50
TSSI12020		120	4.7	20	0.8	steel AISI 204		-	50
TSSRED9016	②	90	3.5	16	0.6	pre-painted metal sheet		3009	50
TSSRED9020		90	3.5	20	0.8	pre-painted metal sheet		3009	50
TSSRED12016		120	4.7	16	0.6	pre-painted metal sheet		3009	50
TSSRED12020		120	4.7	20	0.8	pre-painted metal sheet		3009	50
TSSBRO9016	③	90	3.5	16	0.6	pre-painted metal sheet		8019	50
TSSBRO9020		90	3.5	20	0.8	pre-painted metal sheet		8019	50
TSSCOP9016	④	90	3.5	16	0.6	stainless steel tape		-	50
TSSCOP9020		90	3.5	20	0.8	stainless steel tape		-	50

①



● steel AISI 204

②



● Siena red

③



● brown

④




● copper

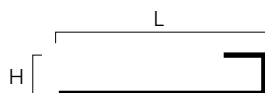
TILE STOP L

S PRE-SHAPED HOOKS FOR PLAIN TILES

- They can be used as starting hooks in the eaves and as section-dividing hooks in the pitch, to relieve the weight of the upper rows of tiles
- For a ventilated, dry and long-lasting roof
- By using dry mechanical fastenings, the use of mortar or polyurethane foam is avoided, in full compliance with current regulations



 Data sheet available online



CODE	L		H		material	colour	RAL	pcs	
	[mm]	[in]	[mm]	[in]					
TSLI28016	①	280	11.0	16	0.6	steel AISI 204	●	-	200
TSLI28020		280	11.0	20	0.8	steel AISI 204	●	-	200
TSLRED28016	②	280	11.0	16	0.6	pre-painted metal sheet	●	3009	200
TSLRED28020		280	11.0	20	0.8	pre-painted metal sheet	●	3009	200
TSLBRO28016	③	280	11.0	16	0.6	pre-painted metal sheet	●	8019	200
TSLBRO28020		280	11.0	20	0.8	pre-painted metal sheet	●	8019	200
TSLCOP28016	④	280	11.0	16	0.6	stainless steel tape	●	-	200
TSLCOP28020		280	11.0	20	0.8	stainless steel tape	●	-	200



● steel AISI 204

● Siena red

● brown

● copper

VENT MESH

FLEXIBLE VENTILATION GRID

- Available in various materials, colours and heights, for a complete range
- Available on a roll for quick and easy installation
- It prevents the entry of birds and insects allowing continuous ventilation of the roof



CODE	H		L		material	colour	RAL	pcs	
	[mm]	[in]	[m]	[ft]					
VENTREDBRO80	①	80	3.2	5	16	pre-painted metal sheet	●/●	8004/8017	1
VENTREDBLA80	②	80	3.2	5	16	pre-painted metal sheet	●/●	8004/9005	1
VENTCOP80	③	80	3.2	25	82	aluminium	●	-	1
VENTREDBRO100	①	100	3.9	5	16	pre-painted metal sheet	●/●	8004/8017	1
VENTREDBLA100	②	100	3.9	5	16	pre-painted metal sheet	●/●	8004/9005	1
VENTCOP100	③	100	3.9	25	82	aluminium	●	-	1
VENTREDBRO120	①	120	4.7	5	16	pre-painted metal sheet	●/●	8004/8017	1
VENTREDBLA120	②	120	4.7	5	16	pre-painted metal sheet	●/●	8004/9005	1
VENTCOP120	③	120	4.7	25	82	aluminium	●	-	1
VENTREDBRO160 ⁽¹⁾	①	160	6.3	5	16	pre-painted metal sheet	●/●	8004/8017	1
VENTREDBLA160 ⁽¹⁾	②	160	6.3	5	16	pre-painted metal sheet	●/●	8004/9005	1
VENTCOP160 ⁽¹⁾	③	160	6.3	25	82	aluminium	●	-	1

⁽¹⁾Products available only upon order.

①



●/● brick red / brown

②



●/● brick red/black

③



● copper

VENT GRILLE

PVC VENTILATION GRID

- Made of extremely weatherproof, impact and UV resistant material
- It protects the air entry section from animals and insects that might prevent ventilation
- It allows quick installation and effective roof protection



CODE		H		L		colour	RAL	pcs
		[mm]	[in]	[m]	[ft]			
VENTG80R	①	80	3.2	5	16	●	8004	24
VENTG80B	②	80	3.2	5	16	●	9005	24
VENTG100R	①	100	3.9	5	16	●	8004	24
VENTG100B	②	100	3.9	5	16	●	9005	24

①



● brick red

②




● black

VENT FOLD

PRE-BENT GRID FOR VENTILATION

- Rigid pre-folded mesh allowing effective ventilation and protecting the eaves line from intrusion
- Easy installation thanks to the support foot, it can also be used to protect ventilated façades
- Made of extremely weather-resistant metal

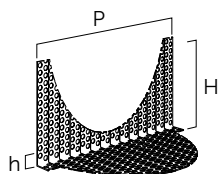



CODE	H		B		L		material	colour	RAL	pcs
	[mm]	[in]	[mm]	[in]	[m]	[ft]				
VENTFSRED7030	70	2.8	30	1.2	1,5	5	pre-painted metal sheet	●	8004	10
VENTFSBRO7030	70	2.8	30	1.2	1,5	5	pre-painted metal sheet	●	8017	10
VENTFSRED9030	90	3.5	30	1.2	1,5	5	pre-painted metal sheet	●	8004	10
VENTFSBRO9030	90	3.5	30	1.2	1,5	5	pre-painted metal sheet	●	8017	10
VENTFPRED7030	70	2.8	30	1.2	2,5	8	PP	●	8004	20
VENTFPBRO7030	70	2.8	30	1.2	2,5	8	PP	●	8017	20
VENTFPRED9030	90	3.5	30	1.2	2,5	8	PP	●	8004	20
VENTFPBRO9030	90	3.5	30	1.2	2,5	8	PP	●	8017	20

VENT SHAPE

SHAPED VENTILATION GRILLES FOR ROOFS MADE WITH TILES AND ROOF TILES

- Made of perforated or expanded metal sheet, they are weather-resistant and perfectly UV-stable
- Pre-bending and shaping during production makes installation immediate, without the need for additional supports
- The ventilation grilles provide ample air intake along the entire eaves line, preventing the intrusion of birds




 Data sheet available online

CODE	H		h		P		L		version	material	colour	RAL	pcs	
	[mm]	[in]	[mm]	[in]	[mm]	[in]	[mm]	[in]						
VENTSBRO9015	①	90	3.5	15	0.6	195	7.7	975	38.4	for ridge tile	perforated metal sheet	●	8017	10
VENTSBRO7519	②	75	3.0	19	0.8	200	7.9	1000	39.4	for Portuguese roof tiles	expanded metal sheet	●	8017	10
VENTSBRO4520	③	45	1.8	20	0.8	300	11.8	900	35.4	for concrete French roof tiles	perforated metal sheet	●	8017	10
VENTSBRO7020	④	70	2.8	20	0.8	300	11.8	900	35.4	for concrete Greek roof tile	perforated metal sheet	●	8017	10


Other versions and dimensions are available on request.

CODE		L		H		version	material	colour	pcs
		[mm]	[in]	[mm]	[in]				
VENTSHOOK	⑤	50	2.0	20	0.8	for ridge tile	stainless steel strap	steel	100


① VENT SHAPE version for roof tile




② VENT SHAPE version for Portuguese roof tiles



③ VENT SHAPE version for concrete French roof tiles



④ VENT SHAPE version for concrete Greek roof tiles



BIRD COMB

STANDARD EAVES BIRD COMBS

- Made of a polymer mix, it adapts perfectly to any roof profile, preventing the entry of birds and insects
- Available in different colours and heights. Also available in a version with a raised base to avoid the first eaves batten
- Made of high quality polypropylene, weatherproof, impact and UV resistant



CODE	H		L		version	material	colour	RAL	pcs	
	[mm]	[in]	[m]	[ft]						
BIRDRED60	①	60	2.4	1	3	without joist	PP	●	8004	200
BIRDBRO60		60	2.4	1	3	without joist	PP	●	8019	200
BIRDBLA60		60	2.4	1	3	without joist	PP	●	9005	200
BIRDRED100	②	100	3.9	1	3	without joist	PP	●	8004	300
BIRDBRO100		100	3.9	1	3	without joist	PP	●	8019	300
BIRDBLA100		100	3.9	1	3	without joist	PP	●	9005	300
BIRDRED6025	③	85	3.4	1	3	with 25 mm joist	PP	●	8004	50
BIRDBRO6025		85	3.4	1	3	with 25 mm joist	PP	●	8019	50
BIRDBLA6025		85	3.4	1	3	with 25 mm joist	PP	●	9005	50

① BIRD COMB without batten H= 60 mm



② BIRD COMB without batten H= 100 mm



③ BIRD COMB with 25 mm batten and H= 85 mm



BIRD COMB EVO

TWIN ROW EAVES BIRD COMB

- With twin row of perforated teeth to guarantee the maximum passage of air and protection against the entrance of birds
- Made of high quality polypropylene, weatherproof, impact and UV resistant
- Also available in the version with raised base to increase the support thickness of the first row of tiles, aligning it with the slope of the roof



CODE	H		L		version	material	colour	RAL	pcs	
	[mm]	[in]	[m]	[ft]						
BIRDERED70	①	70	2.8	1	3	without joist	PP	●	2001	100
BIRDEBRO70		70	2.8	1	3	without joist	PP	●	8019	100
BIRDERED110	②	110	4.3	1	3	without joist	PP	●	2001	60
BIRDEBRO110		110	4.3	1	3	without joist	PP	●	8019	60
BIRDERED7025	③	90	3.5	1	3	with 25 mm joist	PP	●	2001	35
BIRDERED11025	④	130	5.1	1	3	with 25 mm joist	PP	●	2001	25

① BIRD COMB EVO without batten H= 70 mm




● brick red



● brown

② BIRD COMB EVO without batten H= 110 mm




● brick red




● brown

③ BIRD COMB EVO with 25 mm batten and H= 90 mm



● brick red

④ BIRD COMB EVO with 25 mm batten and H= 130 mm



● brick red

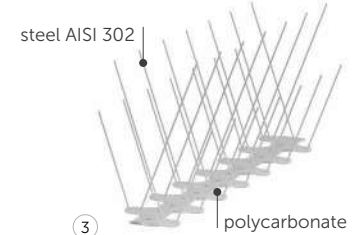
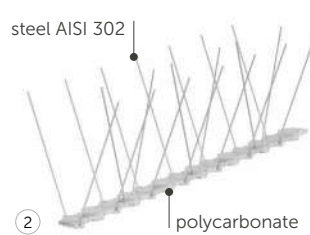
BIRD SPIKE

RIGID BIRD SPIKES

- Ideal for preventing birds from roosting and nesting on ledges, windowsills and other architectural elements
- Available in all-steel version and in steel and polycarbonate version, with one or two rows of needles
- The version with a polycarbonate base allows perfect camouflage with surrounding elements



CODE		B		H		L		version	pcs
		[mm]	[in]	[mm]	[in]	[mm]	[in]		
BIRDSPIKE	①	60	2.4	110	4.33	1000	32.80	single	25
BIRDSPIKEP1	②	60	2.4	110	4.33	335	13.19	single	150
BIRDSPIKEP2	③	90	3.54	110	4.33	335	13.19	double	150



RAIN TUBE

TEMPORARY DOWNPIPE FOR CONSTRUCTION SITE PHASES

- It protects building façades during construction or renovation work
- Versatile, easy-to-use solution
- It provides an optimal and cost-effective temporary solution until the final installation of the drainage pipes



CODE	d		L		pcs
	[mm]	[in]	[m]	[ft]	
HTUBE100	130	5.2	100	330	1



AIR BITUM

BITUMINOUS SEALANT SPRAY, READY FOR USE

- Waterproofs and seals providing weather resistance
- It is effective on all types of support and shapes
- Ideal for sealing infiltrations on roofs, gutters, pipes and more

Make it easy.

MEMBRANES

BARRIERS AND STOPS

224



STOP HOUSE ALU NET 100	224
STOP HOUSE NET 110	224
STOP HOUSE 190	225
CLIMA ADAPT 80	226
VAPOR HOUSE IN 120	226
VAPOR HOUSE NET 110	227
VAPOR HOUSE 140	227
VAPOR HOUSE 150	228
VAPOR HOUSE NET 180	228

BREATHABLE

234



TRASPIR HOUSE 95	234
TRASPIR HOUSE 110	234
TRASPIR HOUSE ALU 120	235
TRASPIR HOUSE 135	235
TRASPIR HOUSE 150	236
TRASPIR HOUSE 170	236
TRASPIR HOUSE 200	237
TRASPIR HOUSE NET 270	237
TRASPIR METAL	238

ADHESIVE MEMBRANES

229



ADHESIVE MEMBRANES	229
--------------------	-----

BITUMINOUS

239



BYTUM 400	239
BYTUM 750	239
BYTUM 1100	240
BYTUM 1500	240
BYTUM 2000	241
BYTUM BASE 2500	241
BYTUM SLATE 3500	242
SHINGLE	243

BREATHABLE MONOLITHIC

231



TRASPIR HOUSE MONO 145	231
TRASPIR HOUSE MONO 160	231
TRASPIR HOUSE MONO 190	232
TRASPIR HOUSE MONO 300	232
TRASPIR FACADE MONO	233

MEMBRANES AND CLIMATIC ZONES

Some solutions are more suitable than others depending on the climate zone and the building system chosen. These pages show some examples to help choosing the right product.



ARCTIC/COLD CLIMATE

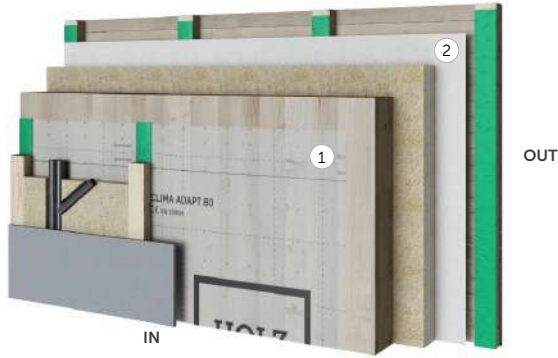


TEMPERATE CLIMATE



TROPICAL/TORRID CLIMATE

EXAMPLE OF WALL APPLICATION



- ① STOP HOUSE - VAPOR HOUSE IN
- ② TRASPIR HOUSE MONO - TRASPIR HOUSE



- ① CLIMA ADAPT - VAPOR HOUSE
- ② TRASPIR HOUSE MONO - TRASPIR HOUSE

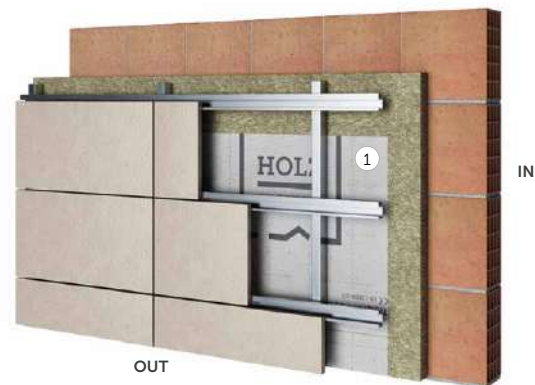
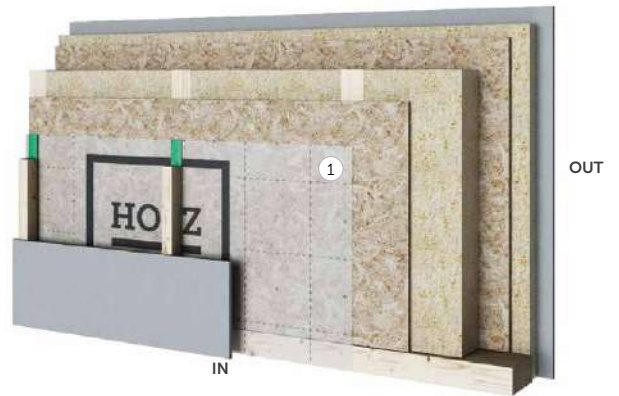


- ① CLIMA ADAPT - TRASPIR HOUSE MONO - TRASPIR HOUSE
- ② CLIMA ADAPT - TRASPIR HOUSE MONO - TRASPIR HOUSE

STOP HOUSE - VAPOR HOUSE IN ①

CLIMA ADAPT - VAPOR HOUSE ①

CLIMA ADAPT - TRASPIR HOUSE MONO - TRASPIR HOUSE ①



① TRASPIR HOUSE MONO - TRASPIR HOUSE



① TRASPIR HOUSE MONO - TRASPIR HOUSE



① CLIMA ADAPT - TRASPIR HOUSE MONO - TRASPIR HOUSE

TRASPIR HOUSE MONO - TRASPIR HOUSE ①

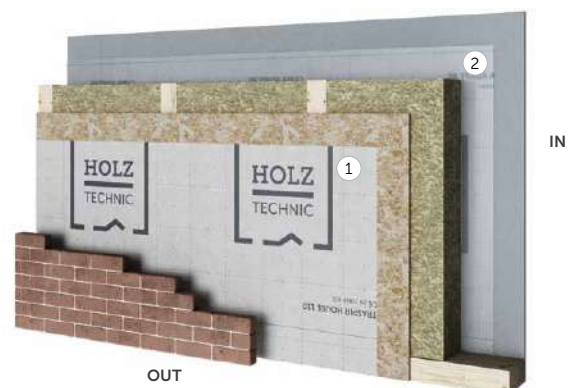
STOP HOUSE - VAPOR HOUSE IN ②

TRASPIR HOUSE MONO - TRASPIR HOUSE ①


CLIMA ADAPT - VAPOR HOUSE ②

CLIMA ADAPT - TRASPIR HOUSE MONO - TRASPIR HOUSE ①

CLIMA ADAPT - TRASPIR HOUSE MONO - TRASPIR HOUSE ②



EXAMPLE OF ROOF APPLICATION



- ① STOP HOUSE - VAPOR HOUSE IN
- ② TRASPIR HOUSE MONO - TRASPIR HOUSE



- ① CLIMA ADAPT - VAPOR HOUSE
- ② TRASPIR HOUSE MONO - TRASPIR HOUSE



- ① CLIMA ADAPT - TRASPIR HOUSE MONO - TRASPIR HOUSE
- ② CLIMA ADAPT - TRASPIR HOUSE MONO - TRASPIR HOUSE


- ① STOP HOUSE - VAPOR HOUSE
- ② TRASPIR HOUSE MONO - TRASPIR HOUSE
- ③ TRASPIR HOUSE MONO - TRASPIR HOUSE - BYTUM



- ① VAPOR HOUSE
- ② TRASPIR HOUSE MONO - TRASPIR HOUSE
- ③ TRASPIR HOUSE MONO - TRASPIR HOUSE - BYTUM



- ① TRASPIR HOUSE MONO - TRASPIR HOUSE
- ② TRASPIR HOUSE MONO - TRASPIR HOUSE
- ③ TRASPIR HOUSE MONO - TRASPIR HOUSE - BYTUM



- ① STOP HOUSE - VAPOR HOUSE
- ② TRASPIR HOUSE MONO - TRASPIR HOUSE
- ③ TRASPIR HOUSE MONO - TRASPIR HOUSE - TRASPIR METAL



- ① VAPOR HOUSE
- ② TRASPIR HOUSE MONO - TRASPIR HOUSE
- ③ TRASPIR HOUSE MONO - TRASPIR HOUSE - TRASPIR METAL



- ① TRASPIR HOUSE MONO - TRASPIR HOUSE
- ② TRASPIR HOUSE MONO - TRASPIR HOUSE
- ③ TRASPIR HOUSE MONO - TRASPIR HOUSE - TRASPIR METAL

- ① STOP HOUSE - VAPOR HOUSE
- ② TRASPIR HOUSE MONO - TRASPIR HOUSE



- ① VAPOR HOUSE
- ② TRASPIR HOUSE MONO - TRASPIR HOUSE



- ① TRASPIR HOUSE MONO - TRASPIR HOUSE
- ② TRASPIR HOUSE MONO - TRASPIR HOUSE




STOP HOUSE ALU NET 100



REFLECTIVE VAPOUR BARRIER Sd 150 m

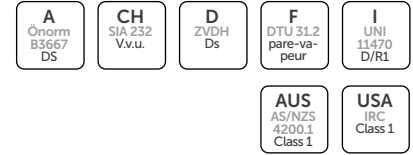
- Its improves the energy performance of the construction panels by reflecting heat inwards, increasing thermal resistance
- Thanks to reinforcing grid, it is not affected by mechanical stress or by staples and nails
- Specific material with the function of limiting the passage of vapour from the hot part to the cold part of structures

 Data sheet available online



CODE	tape	H		L		A		pcs
		[m]	[ft]	[m]	[ft]	[m ²]	[ft ²]	
STOPHALU100	-	1,5	5	50	164	75	807	80

properties	value	USC conversion
composition	PE - PE grid - PE	-
mass per unit area	100 g/m ²	0.33 oz/ft ²
water vapour transmission (Sd)	150 m	0.023 US perm
mechanical properties	tensile strength MD/CD: > 230/230 N/50mm resistance to nail tearing MD/CD: > 110/110 N	26/26 lb/in 25/25 lbf




STOP HOUSE NET 110



VAPOUR BARRIER Sd 40 m

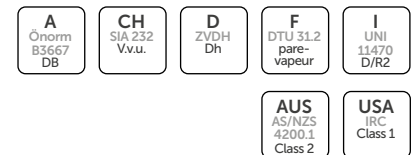
- Transparent, ensuring quick and easy installation
- The reinforcement grid offers great resistance, even in the event of pressure caused by the insulating material being blown
- Specific material with the function of limiting the passage of vapour from the hot part to the cold part of structures, avoiding the formation of condensation

 Data sheet available online



CODE	tape	H		L		A		pcs
		[m]	[ft]	[m]	[ft]	[m ²]	[ft ²]	
STOPH110	-	1,5	5	50	164	75	807	80

properties	value	USC conversion
composition	PE - PE grid - PE	-
mass per unit area	110 g/m ²	0.36 oz/ft ²
water vapour transmission (Sd)	40 m	0.087 US perm
mechanical properties	tensile strength MD/CD: > 220/190 N/50mm resistance to nail tearing MD/CD: > 155/145 N	22/22 lb/in 35/33 lbf

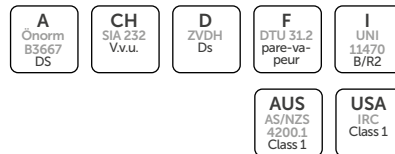


STOP HOUSE 190 BARRIER SD150



VAPOUR BARRIER Sd 145 m

- Made of extruded polyethylene, it offers several possible applications, from temporary protection on the construction site to vapour control within the layers
- Also available in a 3,2 m version, it is also ideal for waterproofing floors
- Transparent, ensuring quick and easy installation



Data sheet available online



CODE	tape	roll [m]	H		L		A		pcs
			[m]	[ft]	[m]	[ft]	[m ²]	[ft ²]	
BAR150	-	1,5 x 25	1,5	5	25	82	37,5	404	52
BAR15032	-	1 x 25	3,2	11	25	82	80	861	52

properties	value	USC conversion
composition	PE	-
mass per unit area	190 g/m ²	0.62 oz/ft ²
water vapour transmission (Sd)	145 m	0.024 US perm
mechanical properties	tensile strength MD/CD: > 206/180 N/50mm resistance to nail tearing MD/CD: > 147/165 N	24/21 lb/in 33/37 lbf



TRAINING CENTER

ORGANIZE YOUR MEETING AT OUR SITE!

Our headquarters in Cortaccia (BZ), in the north of Italy, is equipped with every comfort to welcome participants in meetings and trainings: more than 100 seats, an exhibition room, test centre for courses and practical tests on products and a rich offer available for organizing activities and services.



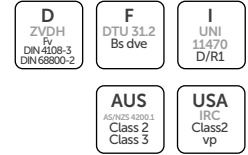
ARE YOU INTERESTED?

Talk to the Technical Consultant who supports you!

CLIMA ADAPT 80



MEMBRANE WITH VARIABLE VAPOUR DIFFUSION



- If it comes into contact with a high amount of moisture, it changes from a vapour barrier to a breathable product, ensuring that the structure dries out
- Tested by external scientific bodies who have also simulated its behaviour in real conditions
- Ideal to increase energy performance for reconditioning existing structures

Data sheet available online



CODE	tape	H		L		A		pcs
		[m]	[ft]	[m]	[ft]	[m ²]	[ft ²]	
ADAPT80	-	1,5	5	50	164	75	807	81

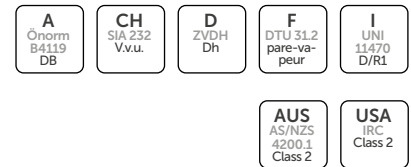
properties	value	USC conversion
composition	PA - PP	-
mass per unit area	80 g/m ²	0.26 oz/ft ²
water vapour transmission (Sd)	0,15 - 5 m	23-0.7 US perm
mechanical properties	tensile strength MD/CD: > 120/90 N/50mm resistance to nail tearing MD/CD: > 40/40 N	14/10 lb/in 9/9 lbf



VAPOR HOUSE IN 120



VAPOUR CONTROL MEMBRANE



- Membrane for controlling the passage of water vapour in timber structures and houses
- It is transparent, making it easy to install when insulating from the inside or for easy installation between beams
- It is one of the products for which the voluntary EPD and LCA environmental declarations have been developed

Data sheet available online



CODE	tape	H		L		A		pcs
		[m]	[ft]	[m]	[ft]	[m ²]	[ft ²]	
VAPHIN120	-	1,5	5	50	164	75	807	36

properties	value	USC conversion
composition	PP - PP	-
mass per unit area	121 g/m ²	0.39 oz/ft ²
water vapour transmission (Sd)	30 m	0.14 US perm
mechanical properties	tensile strength MD/CD: 220/180 N/50mm ^(*) resistance to nail tearing MD/CD: 160/205 N ^(*)	25/21 lb/in 36/46 lbf

(*) Average values, see declaration of performance for minimum values.



VAPOR HOUSE NET 110



VAPOUR CONTROL MEMBRANE WITH REINFORCEMENT GRID

- It is a lightweight vapour control membrane with high mechanical performance thanks to the reinforcement grid
- It can also be used on the top of beam as UV stability during construction is ensured
- It prevents the uncontrolled passage of warm, moist air through the stratigraphy, thus avoiding the risk of interstitial condensation


Data sheet available online



CODE	tape	H		L		A		pcs
		[m]	[ft]	[m]	[ft]	[m ²]	[ft ²]	
VAPH110	-	1,5	5	50	164	75	807	36

properties	value	USC conversion
composition	PE - PE grid - PP	-
mass per unit area	110 g/m ²	0.36 oz/ft ²
water vapour transmission (Sd)	5 m	0.7 US perm
mechanical properties	tensile strength MD/CD: 200/250 N/50mm resistance to nail tearing MD/CD: > 170/170 N	23/29 lb/in 38/38 lbf

AT Önorm B3667 DB	CH SIA 232 Vvu Vvo>90mm	D ZVDH Db	F DTU 31.2 Bs dve E1 Sd2 TR2	I UNI 11470 D/R2
AUS AS/NZS 4200.1 Class 2			USA IRC Class2	



VAPOR HOUSE 140



VAPOUR CONTROL MEMBRANE

- Designed for application on the inside and outside of roofs and walls
- It regulates the passage of moisture preventing the formation of interstitial condensation within the insulation
- UV resistant, it can be used directly on top of the wooden plank

Data sheet available online



CODE	tape	H		L		A		pcs
		[m]	[ft]	[m]	[ft]	[m ²]	[ft ²]	
VAPH140	-	1,5	5	50	164	75	807	30

properties	value	USC conversion
composition	PP - PP - PP	-
mass per unit area	140 g/m ²	0.46 oz/ft ²
water vapour transmission (Sd)	10 m	0.35 US perm
mechanical properties	tensile strength MD/CD: > 230/180 N/50mm resistance to nail tearing MD/CD: > 125/145 N	26/21 lb/in 28/33 lbf

A Önorm B3667 DB	CH SIA 232 Vvu Vvo>90mm	D ZVDH Db	F DTU 31.2 Bs dve E1 Sd2 TR1	I UNI 11470 C/R1
AUS AS/NZS 4200.1 Class 2			USA IRC Class2	



VAPOR HOUSE 150



VAPOUR CONTROL MEMBRANE

- It regulates the passage of moisture preventing the formation of interstitial condensation within the insulation
- UV resistant, it can be used directly on top of the wooden plank
- The TT version offers fast installation and professional sealing thanks to the integrated double tape


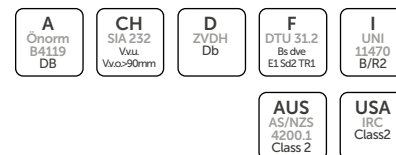
Data sheet available online



CODE	tape	H		L		A		pcs
		[m]	[ft]	[m]	[ft]	[m ²]	[ft ²]	
VAPH150	-	1,5	5	50	164	75	807	24
VAPHTT150	TT	1,5	5	50	164	75	807	24

properties	value	USC conversion
composition	PP - PP - PP	-
mass per unit area	150 g/m ²	0.49 oz/ft ²
water vapour transmission (Sd)	10 m	0.27 US perm
mechanical properties	tensile strength MD/CD: > 260/180 N/50mm ^(*) resistance to nail tearing MD/CD: > 200/260 N ^(*)	29/23 lb/in 29/34 lbf

(*) Average values, see declaration of performance for minimum values.



VAPOR HOUSE NET 180



VAPOUR CONTROL MEMBRANE WITH REINFORCEMENT GRID

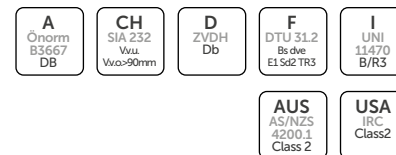
- Thanks to its composition, it is also suitable for applications on uneven and rough substrates that could damage lighter vapour barriers
- The TT version offers fast installation and professional sealing thanks to the integrated double tape, which makes it a more cost-effective solution compared to traditional taping installation

Data sheet available online



CODE	tape	H		L		A		pcs
		[m]	[ft]	[m]	[ft]	[m ²]	[ft ²]	
VAPHTT180	TT	1,5	5	50	164	75	807	25


properties	value	USC conversion
composition	PE - PE grid - PE - PP	-
mass per unit area	180 g/m ²	0.59 oz/ft ²
water vapour transmission (Sd)	10 m	0.35 US perm
mechanical properties	tensile strength MD/CD: > 270/250 N/50mm resistance to nail tearing MD/CD: > 230/250 N	31/29 lb/in 52/56 lbf



ADHESIVE MEMBRANES

SELF-ADHESIVE MEMBRANE

- Thanks to the innovative formula of the glue, it ensures good adhesion even on rough OSB
- The adhesive surface prevents the formation of airflow behind the membrane in case of accidental breakage or failure to seal
- Versatile, it offers a solution both as protection during construction and as an effective and safe membrane

 Data sheet available online

BARRIER NET ADHESIVE 200



CODE	liner	H		L		A		pcs	
		[m]	[ft]	[m]	[ft]	[m ²]	[ft ²]		
BARA200	①	1450	1,45	4.8	50	164	72,5	780	16

properties	value	USC conversion
composition	PE - PE grid - PE - glue - liner	-
mass per unit area	200 g/m ²	0.66 oz/ft ²
water vapour transmission (Sd)	47 m	0.07 PERM
mechanical properties	tensile strength MD/CD: > 220/190 N/50mm resistance to nail tearing MD/CD: > 155/145 N	22/22 lb/in 35/33 lbf

VAPOR ADHESIVE 260



CODE	liner	H		L		A		pcs	
		[m]	[ft]	[m]	[ft]	[m ²]	[ft ²]		
VA260	②	725 / 725	1,45	4.8	50	164	72,5	780	16


properties	value	USC conversion
composition	PP - PP - PP - glue - liner	-
mass per unit area	260 g/m ²	0.85 oz/ft ²
water vapour transmission (Sd)	19 m	0.18 PERM
mechanical properties	tensile strength MD/CD: > 250/200 N/50mm resistance to nail tearing MD/CD: > 130/150 N	43/34 lb/in 29/34 lbf

TRASPIR ADHESIVE 260



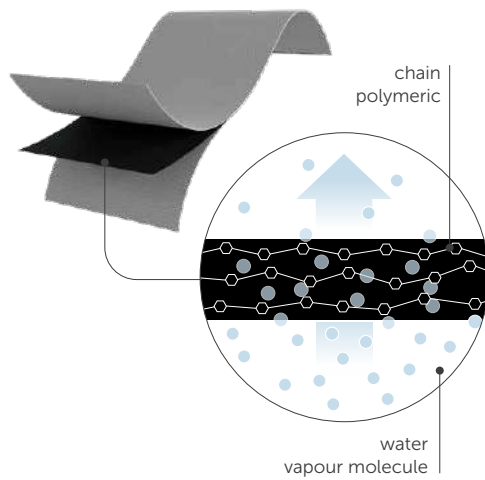
CODE	liner	H		L		A		pcs	
		[m]	[ft]	[m]	[ft]	[m ²]	[ft ²]		
TA260	③	725 / 725	1,45	4.8	50	164	72,5	780	16

properties	value	USC conversion
composition	PP - PP - PP - glue - liner	-
mass per unit area	260 g/m ²	0.85 oz/ft ²
water vapour transmission (Sd)	0,2 m	17 US PERM
mechanical properties	tensile strength MD/CD: 315/250 N/50mm resistance to nail tearing MD/CD: 255/260 N	36/29 lb/in 57/58 lbf



MONOLITHIC MEMBRANES

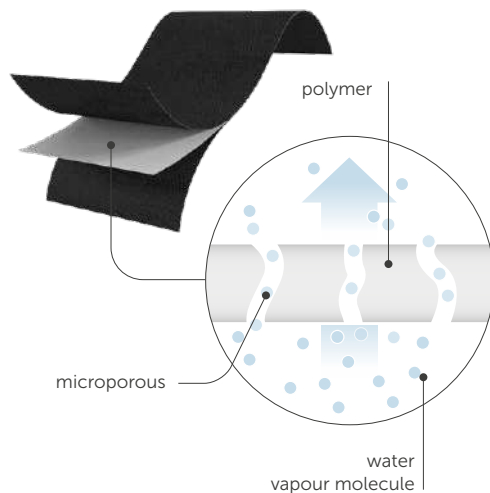
MONOLITHIC MEMBRANES



CHARACTERISTICS

Thermal stability	● ● ●
Durability and stability with ageing	● ● ●
UV stability	● ● ●
Chemical stability	● ● ●
Low reaction to fire	● ● ○
Breathability (water vapour)	● ● ●
Watertightness	● ● ●
Airtightness	● ● ●
Resistance to heavy rain	● ● ●
Mechanical resistance	● ● ●
Slipping resistance	● ● ○
Resistance to pollutants	● ● ●

MICROPOROUS MEMBRANES

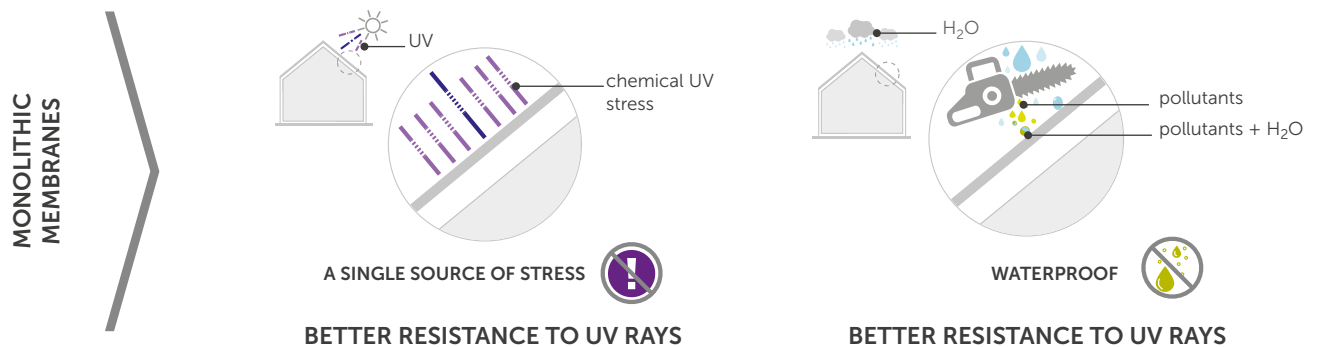


CHARACTERISTICS

Thermal stability	● ○ ○
Durability and stability with ageing	● ● ○
UV stability	● ● ○
Chemical stability	● ○ ○
Low reaction to fire	● ○ ○
Breathability (water vapour)	● ● ●
Watertightness	● ● ○
Airtightness	● ● ○
Resistance to heavy rain	● ● ○
Mechanical resistance	● ● ●
Slipping resistance	● ● ●
Resistance to pollutants	○ ○ ○

In the reality of a construction site, membranes tend to be subject to more than one cause of stress and the conditions are unpredictable and difficult to measure with a test. Standard membranes provide waterproofing and windtightness, but they degrade when several sources of stress act simultaneously.

This is why the range of monolithic membranes was developed, which have less degradation than a microporous film when exposed to ultraviolet radiation, pollutants or other sources of stress.



NOTE: The membranes are intended for use underneath discontinuous roof coverings and behind external wall coverings to prevent the penetration of wind and water from outside and for temporary weatherproofing. It is recommended to provide external protection systems in case of exceptional events or prolonged periods of exposure.

TRASPIR HOUSE MONO 145



HIGHLY BREATHABLE MONOLITHIC MEMBRANE


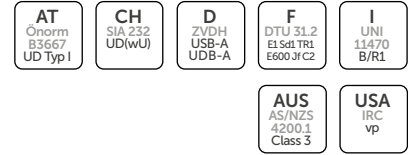
- The monolithic structure guarantees long-lasting waterproofing thanks to the special polymers used
- Also ideal for installation on façades with metal cladding, as it is resistant to high temperatures
- It ensures an excellent cost-performance ratio thanks to its low mass per unit area and monolithic functional film

Data sheet available online



CODE	tape	H		L		A		pcs
		[m]	[ft]	[m]	[ft]	[m ²]	[ft ²]	
TRASPHMTT145	TT	1,5	5	50	164	75	807	30

properties	value	USC conversion
composition	PP - TPE - PP	-
mass per unit area	145 g/m ²	0.48 oz/ft ²
water vapour transmission (Sd)	0,2 m	17 US PERM
mechanical properties	tensile strength MD/CD: 280/230 N/50mm resistance to nail tearing MD/CD: 180/200 N	32/26 lb/in 56/40 lbf



TRASPIR HOUSE MONO 160



HIGHLY BREATHABLE MONOLITHIC MEMBRANE

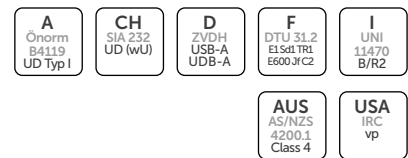
- It passed the artificial ageing test involving exposure to UV light for 1000 hours (standard test: 336 hours), demonstrating high durability over time
- It is one of the products for which the voluntary EPD and LCA environmental declarations have been developed
- Fire reaction B-s1,d2, for superior safety in case of fire

Data sheet available online



CODE	tape	H		L		A		pcs
		[m]	[ft]	[m]	[ft]	[m ²]	[ft ²]	
TRASPHMTT160	TT	1,5	5	50	164	75	807	30

properties	value	USC conversion
composition	PP - TPE - PP	-
mass per unit area	160 g/m ²	0.52 oz/ft ²
water vapour transmission (Sd)	0,1 m	34 US perm
mechanical properties	tensile strength MD/CD: 280/220 N/50mm resistance to nail tearing MD/CD: 180/200 N	32/25 lb/in 40/45 lbf



TRASPIR HOUSE MONO 190



EN 13859-1

HIGHLY BREATHABLE MONOLITHIC MEMBRANE


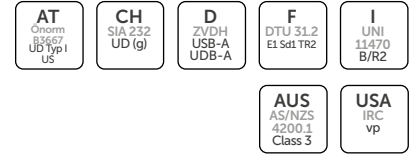
- The monolithic film guarantees breathability through a chemical reaction
- The continuous and homogeneous layer offers a complete barrier against the passage of water
- The mass per unit area of the membrane ensures mechanical strength and protection during construction

Data sheet
available online



CODE	tape	H		L		A		pcs
		[m]	[ft]	[m]	[ft]	[m ²]	[ft ²]	
TRASPHMTT190	TT	1,5	5	50	164	75	807	20

properties	value	USC conversion
composition	PP - TPE - PP	-
mass per unit area	190 g/m ²	0.62 oz/ft ²
water vapour transmission (Sd)	0,2 m	17 US PERM
mechanical properties	tensile strength MD/CD: 310/280 N/50mm resistance to nail tearing MD/CD: 220/230 N	35/32 lb/in 50/52 lbf



TRASPIR HOUSE MONO 300



EN 13859-1

HIGHLY BREATHABLE MONOLITHIC MEMBRANE


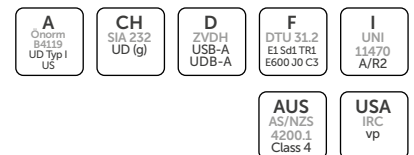
- Exceptional temperature resistance of up to 120°C and UV stability of up to 5000 hours (standard test: 336 hours)
- The special acrylic compound coupled with the polyester fabric makes it self-extinguishing with fire reaction class B-s1,d0
- It is one of the products for which the voluntary EPD and LCA environmental declarations have been developed

Data sheet
available online



CODE	tape	H		L		A		pcs
		[m]	[ft]	[m]	[ft]	[m ²]	[ft ²]	
TRASPHMTT300	TT	1,5	5	50	164	75	807	24

properties	value	USC conversion
composition	acrylate - PL	-
mass per unit area	300 g/m ²	0.98 oz/ft ²
water vapour transmission (Sd)	0,04 m	87 US PERM
mechanical properties	tensile strength MD/CD: 380/250 N/50mm resistance to nail tearing MD/CD: 160/190 N	43/29 lb/in 36/43 lbf




TRASPIR FACADE MONO



HIGHLY BREATHABLE MONOLITHIC MEMBRANE RESISTANT TO UV RAYS

- Thanks to its permanent UV resistance with open joint exposure, it allows for the construction of discontinuous ventilated façade claddings
- Flame retardant capacity certified in fire class B-s1,d0
- High water resistance, thermal and dimensional stability and excellent weather resistance

 Data sheet available online

TRASPIR EVO UV 115



CODE	tape	H		L		A		pcs
		[m]	[ft]	[m]	[ft]	[m ²]	[ft ²]	
TUV115	① -	1,5	5	50	164	75	807	36
properties	value	USC conversion						
composition	PU - PP	-						
mass per unit area	115 g/m ²	0.38 oz/ft ²						
water vapour transmission (Sd)	0,08 m	44 US PERM						
mechanical properties	tensile strength MD/CD: 150/110 N/50mm resistance to nail tearing MD/CD: 130/170 N	17/13 lb/in 29/38 lbf						

TRASPIR FELT EVO UV 210



CODE	tape	H		L		A		pcs
		[m]	[ft]	[m]	[ft]	[m ²]	[ft ²]	
TUV210	② -	1,5	5	50	164	75	807	16
properties	value	USC conversion						
composition	PU - PL	-						
mass per unit area	210 g/m ²	0.69 oz/ft ²						
water vapour transmission (Sd)	0,15 m	35 US PERM						
mechanical properties	tensile strength MD/CD: 380/420 N/50mm resistance to nail tearing MD/CD: 220/210 N	43/48 lb/in 49/47 lbf						

TRASPIR EVO UV 210



CODE	tape	H		L		A		pcs
		[m]	[ft]	[m]	[ft]	[m ²]	[ft ²]	
TTTUV210	③ TT	1,5	5	50	164	75	807	24
properties	value	USC conversion						
composition	acrylate - PL	-						
mass per unit area	210 g/m ²	0.69 oz/ft ²						
water vapour transmission (Sd)	0,04 m	87 US PERM						
mechanical properties	tensile strength MD/CD: 300/200 N/50mm resistance to nail tearing MD/CD: 120/120 N	34/23 lb/in 27/27 lbf						



PLATES AND ANGLE BRACKETS
POST BASES
SCREWS AND FASTENERS FOR TERRACES
SCREWS FOR TIMBER
SCREWS FOR METAL
CHEMICAL AND METAL ANCHORS
METRIC
SOUNDPROOFING
SEALANTS, TAPES AND PROFILES
ROOF ELEMENTS
MEMBRANES
TOOLS

TRASPIR HOUSE 95



EN 13859-1/2

HIGHLY BREATHABLE MEMBRANE

AUS
AS/NZS
4200.1
Class 4

USA
IRC
vp

- Highly breathable membrane for walls with an excellent cost-performance ratio
- It can be used on closed-joint façades and it also acts as a temporary protective layer during construction work
- It ensures the thermal efficiency of the insulation, protects the envelope and improves the durability of materials

Data sheet
available online



CODE	tape	H		L		A		pcs
		[m]	[ft]	[m]	[ft]	[m ²]	[ft ²]	
TRASPH95	-	1,5	5	50	164	75	807	42

properties	value	USC conversion
composition	PP - PP - PP	-
mass per unit area	95 g/m ²	0.31 oz/ft ²
water vapour transmission (Sd)	0,02 m	175 US PERM
mechanical properties	tensile strength MD/CD: 210/105 N/50mm resistance to nail tearing MD/CD: 75/90 N	24/12 lb/in 17/20 lbf



TRASPIR HOUSE 110



EN 13859-1/2

HIGHLY BREATHABLE MEMBRANE

- It passed the artificial ageing test involving exposure to UV light for 1000 hours (standard test: 336 hours)
- It is one of the products for which the voluntary EPD and LCA environmental declarations have been developed
- Quality certified by the Norwegian SINTEF and the French CSTB institute (E450 Jf C2)

AUS
AS/NZS
4200.1
Class 4

CH
SIA 232
UD (FU)

D
ZVDH
USB-A
UDB-B

F
DTU 31.2
E1 Sd1 TR1
E450 Jf C2

I
UNI
11470
D/R1

USA
IRC
vp

Data sheet
available online



CODE	tape	H		L		A		pcs
		[m]	[ft]	[m]	[ft]	[m ²]	[ft ²]	
TRASPH110	-	1,5	5	50	164	75	807	36

properties	value	USC conversion
composition	PP - PP - PP	-
mass per unit area	112 g/m ²	0.37 oz/ft ²
water vapour transmission (Sd)	0,03 m	101 US PERM
mechanical properties	tensile strength MD/CD: 250/165 N/50mm resistance to nail tearing MD/CD: 115/135 N	29/19 lb/in 26/30 lbf



TRASPIR HOUSE ALU 120



REFLECTIVE HIGHLY BREATHABLE MEMBRANE



- Placed on the outside of the wall, it provides a benefit during the hot season by reflecting the incoming heat
- Highly breathable membrane for walls with an excellent cost-performance ratio
- It can be used on façades with closed joints and is designed to ensure wind tightness

Data sheet available online



CODE	tape	H		L		A		pcs
		[m]	[ft]	[m]	[ft]	[m ²]	[ft ²]	
TRASPHALU120	-	1,5	5	50	164	75	807	26

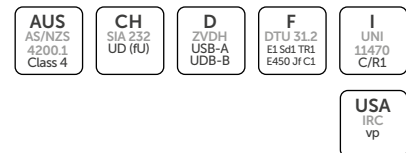
properties	value	USC conversion
composition	ALU - PP	-
mass per unit area	120 g/m ²	0.39 oz/ft ²
water vapour transmission (Sd)	0,1 m	35 US PERM
mechanical properties	tensile strength MD/CD: 239/204 N/50mm resistance to nail tearing MD/CD: 187/232 N	27/23 lb/in 42/52 lbf



TRASPIR HOUSE 135



HIGHLY BREATHABLE MEMBRANE



- The double tape integrated in the TT version ensures quick installation and professional sealing
- It optimizes the wind tightness of the structure, protecting it from the entry of hot air in summer and cold air in winter
- A layer that ensures the thermal effectiveness of the insulation, protects the envelope and improves the materials durability

Data sheet available online



CODE	tape	H		L		A		pcs
		[m]	[ft]	[m]	[ft]	[m ²]	[ft ²]	
TRASPH135	-	1,5	5	50	164	75	807	28
TRASPHTT135	TT	1,5	5	50	164	75	807	28

properties	value	USC conversion
composition	PP - PP - PP	-
mass per unit area	135 g/m ²	0.44 oz/ft ²
water vapour transmission (Sd)	0,02 m	175 US PERM
mechanical properties	tensile strength MD/CD: 280/190 N/50mm resistance to nail tearing MD/CD: 135/170 N	32/22 lb/in 30/38 lbf

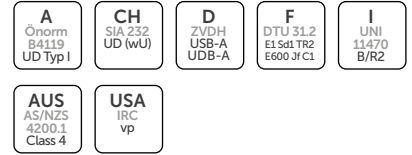


TRASPIR HOUSE 150



HIGHLY BREATHABLE MEMBRANE

- It is designed for application on the outer and inner side of walls and roofs
- Certified by the French body CSTB, which attests to the membrane's mechanical performance, classifying it as class E1 Sd1 TR2
- Highly breathable membrane for roofs with an excellent cost-performance ratio



Data sheet available online



CODE	tape	H		L		A		pcs
		[m]	[ft]	[m]	[ft]	[m ²]	[ft ²]	
TRASPH150	-	1,5	5	50	164	75	807	25
TRASPHTT150	TT	1,5	5	50	164	75	807	25

properties	value	USC conversion
composition	PP - PP - PP	-
mass per unit area	150 g/m ²	0.49 oz/ft ²
water vapour transmission (Sd)	0,02 m	175 US PERM
mechanical properties	tensile strength MD/CD: 350/210 N/50mm resistance to nail tearing MD/CD: 190/225 N	40/24 lb/in 43/51 lbf

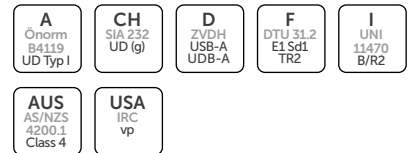


TRASPIR HOUSE 170



HIGHLY BREATHABLE MEMBRANE

- It optimizes the wind tightness, protecting from the entry of hot air in summer and cold air in winter
- The double tape integrated in the TT version ensures quick installation and professional sealing
- It is designed to guarantee wind tightness, also acting as a temporary protective layer during construction work




Data sheet available online



CODE	tape	H		L		A		pcs
		[m]	[ft]	[m]	[ft]	[m ²]	[ft ²]	
TRASPH170	-	1,5	5	50	164	75	807	25

properties	value	USC conversion
composition	PP - PP - PP	-
mass per unit area	170 g/m ²	0.56 oz/ft ²
water vapour transmission (Sd)	0,02 m	175 US PERM
mechanical properties	tensile strength MD/CD: 330/230 N/50mm resistance to nail tearing MD/CD: 190/230 N	38/26 lb/in 43/52 lbf



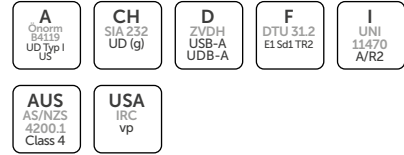
TRASPIR HOUSE 200



EN 13859-1

HIGHLY BREATHABLE MEMBRANE

- High mass per unit area and mechanical resistance for excellent performance
- Thanks to its composition, it is also suitable for applications on uneven and rough substrates that could damage lighter membranes
- The double tape integrated in the TT version ensures quick installation and professional sealing



Data sheet available online



CODE	tape	H		L		A		pcs
		[m]	[ft]	[m]	[ft]	[m ²]	[ft ²]	
TRASPHTT200	TT	1,5	5	50	164	75	807	25

properties	value	USC conversion
composition	PP - PP - PP	-
mass per unit area	200 g/m ²	0.66 oz/ft ²
water vapour transmission (Sd)	0,02 m	175 US PERM
mechanical properties	tensile strength MD/CD: 360/270 N/50mm resistance to nail tearing MD/CD: 230/270 N	41/31 lb/in 52/61 lbf



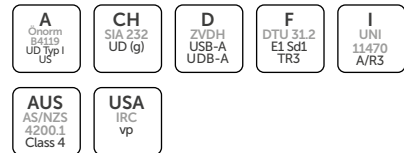
TRASPIR HOUSE NET 270



EN 13859-1

HIGHLY BREATHABLE MEMBRANE WITH MESH REINFORCEMENT

- Thanks to its composition, it is not affected by mechanical stress or by staples and nails
- The rough surface offers excellent sliding resistance thanks to the polypropylene coating
- It ensures wind tightness, also acting as a temporary protective layer during construction



Data sheet available online



CODE	tape	H		L		A		pcs
		[m]	[ft]	[m]	[ft]	[m ²]	[ft ²]	
TRASPHTT270	TT	1,5	5	50	164	75	807	16

properties	value	USC conversion
composition	PE - PP grid - PP - PP grid - PP	-
mass per unit area	270 g/m ²	0.89 oz/ft ²
water vapour transmission (Sd)	0,035 m	100 US PERM
mechanical properties	tensile strength MD/CD: 650/800 N/50mm resistance to nail tearing MD/CD: 750/550 N	74/91 lb/in 169/124 lbf




PLATES AND ANGLE BRACKETS
POST BASES
SCREWS AND FASTENERS FOR TERRACES
SCREWS FOR TIMBER
SCREWS FOR METAL
CHEMICAL AND METAL ANCHORS
METRIC
SOUNDPROOFING
SEALANTS, TAPES AND PROFILES
ROOF ELEMENTS
MEMBRANES
TOOLS

TRASPIR METAL

3D MATS FOR METAL ROOFS

- They guarantee reduction of airborne and heavy rain noises. Values tested and certified
- Also ideal in combination with BYTUM or TRASPIR to create a micro-ventilation layer in both wall and roof installations
- They promote micro-ventilation of metal roofs, preventing corrosion

A Onorm B4119 UD Typ I	CH SIA 232 UD (g)	D ZVDH USB-A UDB-A	F DTU 31.2 E1 Sd1 TR2 E600 Jf Cl	I UNI 11470 A/R2
AUS AS/NZS 4200.1 Class 4	USA IRC vp			

 Data sheet available online

TRASPIR 3D COAT TT



CODE	tape	H		L		A		pcs
		[m]	[ft]	[m]	[ft]	[m ²]	[ft ²]	
TTMET610150 ①	TT	1,50	5	30	98	45	480	4


properties	value	USC conversion
composition	PP - PP - PP	-
mass per unit area	610 g/m ²	2 oz/ft ²
thickness	8 mm	315 mil
mechanical properties	tensile strength MD/CD: 325/225 N/50mm resistance to nail tearing MD/CD: 185/195 N	37/26 lb/in 42/44 lbf



NET 350


CODE	tape	H		L		A		pcs
		[m]	[ft]	[m]	[ft]	[m ²]	[ft ²]	
NET350 ②	-	1,25	4.11	50	164	62,5	673	4











properties	value	USC conversion
composition	PP	-
mass per unit area	350 g/m ²	1.15 oz/ft ²
thickness	7,5 mm	295 mil
mechanical properties	tensile strength NET MD/CD: 1,3/0,5 N/50mm elongation NET MD/CD: 95/65%	0.15/0.06 lb/in -



LABORATORY MEASUREMENTS



receiving room 

	WITHOUT MEMBRANE	WITH MEMBRANE
 AIRBORNE NOISE	  R_w = 43 dB	Increase of sound insulation by 1 dB   R_w = 44 dB
 HEAVY RAIN	  L_{IA} = 36,9 dB	Reduction of noise from rain up to 4,2 dB   L_{IA} = 32,7 dB

BYTUM 400



EN 13859-1

UNDER-TILE BITUMINOUS MEMBRANE

- CE-marked as a flexible waterproofing membrane for discontinuous roofs
- It is the lightest of the bitumen-based membranes in the range, ensuring easy handling and flexibility
- Despite its limited thickness, it ensures great mechanical strength and durability thanks to the reinforcing layer

A Önorm B4119 E-do nsk	D ZVDH USB-A UDB-A	CH SIA 232 Vvo. >90mm UD (g)	F DTU 31.2 E1 Sd3 TR2	I UNI 11564 P SR2 A
AUS AS/NZS 4200.1 Class 2	USA IRC Class 2			

Data sheet available online



CODE	tape	H		L		A		pcs
		[m]	[ft]	[m]	[ft]	[m ²]	[ft ²]	
BYT400	-	1	3.3	50	164	50	538	20

properties	value	USC conversion
composition	PP - bituminous mixture - PL reinforcement - bituminous mixture - PP	-
mass per unit area	0,4 kg/m ²	1.31 oz/ft ²
thickness	0,6 mm	24 mil
roll weight	21,0 kg	46 lb



BYTUM 750



EN 13859-1

UNDER-TILE BITUMINOUS MEMBRANE

- It ensures high mechanical strength and consequent durability
- CE-marked as a flexible waterproofing membrane for discontinuous roofs
- The integrated double tape ensures perfect sealing and fast installation

A Önorm B4119 E-do nsk	D ZVDH USB-A UDB-A	CH SIA 232 Vvo. >90mm UD (g)	F DTU 31.2 E1 Sd3 TR2	I UNI 11564 P SR2 A
AUS AS/NZS 4200.1 Class 2	USA IRC Class 1			

Data sheet available online



CODE	tape	H		L		A		pcs
		[m]	[ft]	[m]	[ft]	[m ²]	[ft ²]	
BYT750	-	1	3.3	40	131	40	431	20

properties	value	USC conversion
composition	PP - bituminous mixture - PL reinforcement - bituminous mixture - PP	-
mass per unit area	0,75 kg/m ²	2.46 oz/ft ²
thickness	0,8 mm	31 mil
roll weight	30,4 kg	67 lb



PLATES AND ANGLE BRACKETS
POST BASES
SCREWS AND FASTENERS FOR TERRACES
SCREWS FOR TIMBER
SCREWS FOR METAL
CHEMICAL AND METAL ANCHORS
METRIC
SOUNDPROOFING
SEALANTS, TAPES AND PROFILES
ROOF ELEMENTS
MEMBRANES
TOOLS

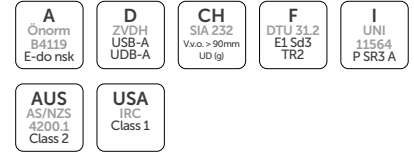
BYTUM 1100



EN 13859-1

UNDER-TILE BITUMINOUS MEMBRANE

- The first choice among the bitumen-based membranes in the range
- Resistant to abrasion thanks to its mass per unit area, it ensures high mechanical strength and waterproofing performance without compromising maneuverability
- CE-marked as a flexible waterproofing membrane for discontinuous roofs



Data sheet
available online



CODE	tape	H		L		A		pcs
		[m]	[ft]	[m]	[ft]	[m ²]	[ft ²]	
BYT1100	-	1	3.3	25	82	25	270	24

properties	value	USC conversion
composition	PP - bituminous mixture - PL reinforcement - bituminous mixture - PP	-
mass per unit area	1,1 kg/m ²	3.6 oz/ft ²
thickness	1,1 mm	43 mil
roll weight	27,3 kg	60 lb

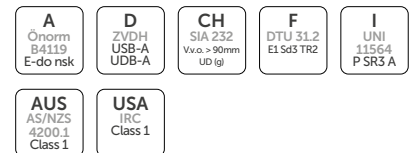


BYTUM 1500

EN 13859-1
EN 13707

UNDER-TILE BITUMINOUS MEMBRANE

- Very strong, in the version with double tape it creates a perfect adhesive joint, ensuring a quick installation and a professional sealing
- It guarantees a very high mechanical strength, with consequent durability, thanks to its high mass per unit area
- CE-marked as a flexible waterproofing membrane for discontinuous roofs



Data sheet
available online



CODE	tape	H		L		A		pcs
		[m]	[ft]	[m]	[ft]	[m ²]	[ft ²]	
BYT1500	-	1	3.3	25	82	25	270	30
BYTTT1500	TT	1	3.3	25	82	25	270	30

properties	value	USC conversion
composition	PP - bituminous mixture - PL reinforcement - bituminous mixture - PP	-
mass per unit area	1,5 kg/m ²	4.92 oz/ft ²
thickness	1,3 mm	51 mil
roll weight	38,0 kg	84 lb



BYTUM 2000



UNDER-TILE BITUMINOUS MEMBRANE

- It guarantees exceptional mechanical strength and excellent durability over time, thanks to its high mass per unit area
- CE-marked as a flexible waterproofing membrane for discontinuous roofs
- It is the strongest bituminous membranes in the range

A Önorm B4119 E-do nsk	D ZVDH USB-A UDB-A	CH SIA 232 V.v.o. > 90mm UD (g)	F DTU 31.2 E1 Sd3 TR2	I UNI 11564 P SR3 A
AUS AS/NZS 4200.1 Class 1	USA IRC Class 1			

Data sheet
available online



CODE	tape	H		L		A		pcs
		[m]	[ft]	[m]	[ft]	[m ²]	[ft ²]	
BYT2000	-	1	3.3	15	50	15	161	33

properties	value	USC conversion
composition	PP - bituminous mixture - PL reinforcement - bituminous mixture - PP	-
mass per unit area	2,0 kg/m ²	6.55 oz/ft ²
thickness	1,8 mm	71 mil
roll weight	30,5 kg	67 lb



BYTUM BASE 2500



SELF-ADHESIVE UNDER-TILE BITUMINOUS MEMBRANE

- It is the ideal solution on flat roofs in combination with the BYTUM SLATE 3500 slated membrane as the final visible layer
- The screen-printed film makes installation extremely easy. The adhesive compound and the polyester surface finish ensure perfect self-sealing
- It allows installation without the use of naked flames or heat

A Önorm B4119 E-do nsk	D ZVDH USB-A UDB-C	CH SIA 232 V.v.o. UD (fU)	F DTU 31.2 pare-vapeur E1 Sd3 TR1	I UNI 11564 P SR1 A
AUS AS/NZS 4200.1 Class 1	USA IRC Class 1			

Data sheet
available online



CODE	liner [mm]	H		L		A		pcs
		[m]	[ft]	[m]	[ft]	[m ²]	[ft ²]	
BYTBASE2500	500 / 500	1	3.3	10	33	10	108	29

properties	value	USC conversion
composition	screen-printed PL film - bituminous mixture - PL reinforcement - bituminous mixture - adhesive bituminous mixture - pre-cut separating liner	-
mass per unit area	2,5 kg/m ²	8.36 oz/ft ²
thickness	2,0 mm	79 mil
roll weight	25,5 kg	56 lb



BYTUM SLATE 3500



SELF-ADHESIVE UNDER-TILE SLATED BITUMINOUS MEMBRANE

A Onorm B4119 E-do nsk	D ZVDH USB-B UDB-C	CH SIA 232 V.v.o. UD (RU)	F DTU 31.2 pare-vapeur E1 S45 TR1	I UNI 11564 P SR1 A
AUS AS/NZS 4200.1 Class 1	USA IRC Class 1			


- It can be used for flat roofs as the final visible layer in combination with the self-adhesive and self-sealing sheath, BYTUM BASE 2500, for optimal waterproofing
- Thanks to the slated surface, it guarantees permanent UV stability
- It is made of distilled bitumen with elastoplastic polymers and with a slate coating, and is designed for application on the external side of the roof

Data sheet available online



CODE	liner [mm]	colour	H		L		A		pcs
			[m]	[ft]	[m]	[ft]	[m ²]	[ft ²]	
BYTSGRA3500	① 500 / 500	grey	1	3.3	10	33	10	108	20
BYTSGRE3500	② 500 / 500	green	1	3.3	10	33	10	108	20
BYTSRED3500	③ 500 / 500	red	1	3.3	10	33	10	108	20
BYTSWHI3500	④ 500 / 500	white	1	3.3	10	33	10	108	20

properties	value	USC conversion
composition	slate chips - bituminous mixture - PL reinforcement - bituminous mixture - adhesive bituminous mixture - pre-cut separating liner	-
mass per unit area	3,5 kg/m ²	11.47 oz/ft ²
thickness	2,8 mm	110 mil
roll weight	35,0 kg	77 lb



BITUMINOUS TILE

- Final waterproof covering layer CE marked according to ETA. Weatherproof and acoustically insulated against heavy rain
- Unlimited UV resistance thanks to the slate top layer
- Ideal in combination with a bituminous under-tile shield for effective waterproofing on low pitches



Data sheet available online



SHINGLE RECTANGULAR



CODE		B		L		colour	A / co. [m ²]	co. / b	A / b [m ²]	pcs
		[mm]	[in]	[mm]	[in]					
SHIREDR	R	777	30.6	336	13.23	red	2,0	39	66,0	18
SHIBROR	R	777	30.6	336	13.23	brown	2,0	39	66,0	18
SHIGRER	R	777	30.6	336	13.23	green	2,0	39	66,0	18
SHIBLAR	R	777	30.6	336	13.23	black	2,0	39	66,0	18

SHINGLE BIBER

CODE		B		L		colour	A / co. [m ²]	co. / b	A / b [m ²]	pcs
		[mm]	[in]	[mm]	[in]					
SHIREDB	B	808	31.82	336	13.23	red	2,0	39	66,0	18
SHIBROB	B	808	31.82	336	13.23	brown	2,0	39	66,0	18
SHIGREB	B	808	31.82	336	13.23	green	2,0	39	66,0	18
SHIBLAB	B	808	31.82	336	13.23	black	2,0	39	66,0	18

B tile width
L tile height
A / co. area of tiles per package
A / b area of tiles per pallet

co. / b packages per pallet
R rectangular
B biber



TOOLS

CARPENTRY

246



PECKER	246
PICARD 790	246
CRICKET	247
POUCH	248
HT-MAT	249
CUTTER	249
HT-MET	249

GUNS AND ACCESSORIES

250



FLY SOFT	250
FLY	250
MAMMOTH	251
MAMMOTH DOUBLE	251
FLY FOAM	252
STING	253
PONY	253

SHEAR

254



LAMA	254
KOI	254
FUGU	255
KAMASU	255

BEAM PULLER AND PANEL PULLER

256



SKORPIO	256
GEKO	256
PINCER TIP	257
PINCER LEVER	257

PAINTING MACHINE AND ASSEMBLY SUPPORT

258







JELLY-HT	258
GIRAFFE	259

TRANSPORT AND LIFTING 260

	WASP	260
	MANTIS	261
	DRAGON	261

BITS AND ACCESSORIES 262

	BIT-BOX	262
	CATCH	263
	BIT STOP	263
	BIT	264

STAPLERS AND NAILGUNS 265

	HAMMER TACKER	265
	NAILGUNS	266
	COLLATED NAILS	267







WOOD REPAIR 268

	WOOD REPAIR	268
	PLASTUK	269
	RESTO KITT	269
	CAPS AND PINS	270
	PATCHES, NAILS AND PLUGS	272

TERRACE CLAMP AND WEDGES 273

	CRAB MINI	273
	CRAB MAXI	273
	SHIM	274
	SHIM LARGE	274
	WEDGES	275

MEASUREMENT 276

	BEAVER	276
	PEACOCK	276
	BEEKIT	276
	PEACOCK DUO	277
	FLAMINGO	277
	EMU	277











TEMPLATES 278

	JIG ALU STA	278
	JIG ALU SBD	278
	JIG VGZ 45°	279

TARPAULINS FOR ROOFS 280

	CAP TOP	280
	CAP PLUS	281
	CAP ECO	281

DRILL BITS AND CUTTERS 282

	LEWIS BITS	282
	SNAIL BITS	283
	CUTTER FOR WOOD	284
	DRILL BIT CUTTER	285
	CAP CUTTER	285
	BORMAX	286
	BOARD	286
	BORMAX 3 HM	287
	DRILL STOP	287
	BLADES	288

PECKER

HAMMER FORGED FROM A SINGLE PIECE OF METAL

- The specially developed two-component plastic material bonds the handle to the handpiece and ensures a secure grip. For construction work and timber carpentry
- Forged from a single piece, to prevent the head from detaching and ensure more impact strength and safety
- The grooved surface of the head prevents slipping when hammering in nails
- The tip can be driven into the timber to move heavy beams safely. It includes magnetic nail holder



CODE	weight head [g]	pcs
PECKER	600	1



PICARD 790

PROFESSIONAL HAMMER

- Forged from a single piece of metal, with prime choice untreated leather handle
- The balanced handle ensures excellent control and maximum impact force
- Carefully tempered smooth flat head, leaves no marks on the material to be machined



CODE	weight head [g]	pcs
PIC790	600	1



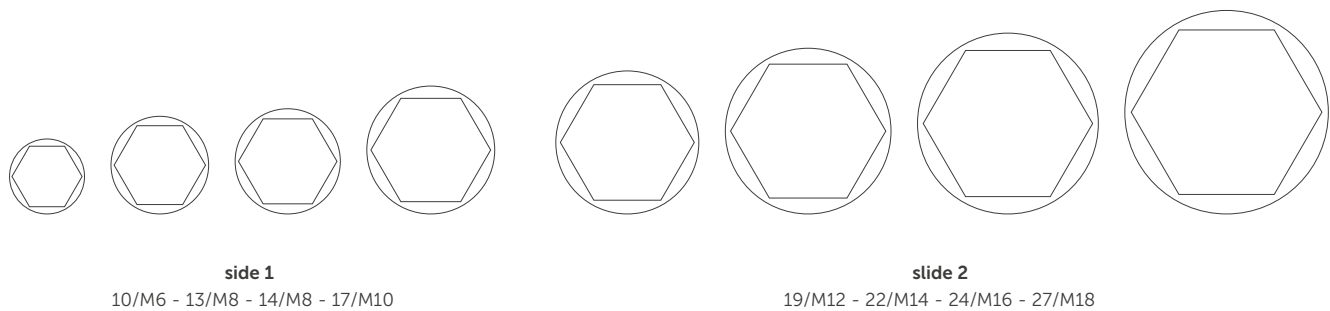
CRICKET

8 SIZES RATCHETING WRENCH

- Ratchet spanner with through hole and 8 bushings of varying sizes
- 4 ring wrenches in one tool. The long hardened steel handle allows effective tightening of nuts and bolts and ensures ratchet durability
- Switches easily from clamping to loosening mode, and vice versa



CODE	dimensions / thread [SW bushing / M thread]	length		pcs
		[mm]	[in]	
CRICKET	10 / M6 - 13 / M8	340	13 3/8	1
	14 / (M8) - 17 / M10			
	19 / M12 - 22 / M14			
	24 / M16 - 27 / M18			



RELATED PRODUCTS



METRIC
 BOLTS, RODS,
 WASHERS AND NUTS
 from page 145



KOS
 HEXAGONAL HEAD BOLT
 WITH NUT
 page 146



SKR-HT
 SCREW
 ANCHORS
 page 132

POUCH

TOOLS BAG

- Tool bags with numerous pockets for tools and materials. Suitable for use on construction sites
- High-quality material guarantees a long service life
- Single leather bag; double polyester bag. Adjustable strap with clip closure included. With integrated ruler hook and pencil hook



CODE	description	pcs
POUCH1	double tool bag with belt	1

CODE	description	pcs
POUCH2	single tool bag with belt	1

CODE	description	pcs
POUCH3	hammer holder	1

HT-MAT

CARPENTERS' PENCILS

- Two versions: for timber (HTMATG) and for masonry (HTMATB)
- Made of high quality red beech wood. The tip can be sharpened with a simple knife
- High-quality graphite inner core to withstand the stresses placed on it by the craftsman

CODE		description	pcs
HTMATG	①	carpentry pencil	60
HTMATB	②	masonry pencil	60



CUTTER

PROFESSIONAL CUTTER

- Supplied with anti-corrosion split blades with triple sharpening
- The housing is made of black ABS plastic and is protected by an IPA-free rubber coating (unbreakable)
- Narrow and safe blade guide, also optimal for working in wet conditions

CODE		description	pcs
HTCUTTER		cutter	1
MARBLA		spare blades	10



HT-MET

FOLDING RULER

- 90 degree opening with trigger
- Integrated goniometer for angle measurements
- Deep measurement marking for greater durability

CODE		description	pcs
HTMET		folding ruler 2,00 m 6 9/16 ft	10



FLY SOFT

GUN FOR 600 mL SOFT CARTRIDGES

- Perfect for all soft cartridges up to 600 mL such as OUTGLUE600, SUP-GLUE600, ELA-GLUE600, BON-GLUE600
- Robust aluminium body. Reinforced lever thrust mechanism
- 14:1 transmission ratio for comfortable delivery



CODE	description	pcs
FLYSOFT	for 600 mL 20.29 US fl. oz. soft cartridges	1

RECOMMENDED
PRODUCTS



ELASTIC GLUE
page 170



BONDING GLUE
page 171

FLY

PROFESSIONAL GUN FOR 310 mL CARTRIDGES

- High stability gun for standard 310 mL cartridges
- With rotating cartridge holder and strong pushing power
- Robust, ergonomic powder-coated die-cast aluminium handle



CODE	description	pcs
FLY	for cartridges of 310 mL 10.48 US fl. oz.	1

RECOMMENDED
PRODUCTS



ELASTIC GLUE
page 170



V-NEX
page 130

MAMMOTH

SPECIAL GUN FOR 400 mL CARTRIDGES

- Large gun for 400 mL cartridges
- Robust body: aluminium handle and trigger
- Maximum thrust: 4000 N. 22:1 transmission ratio



CODE	description	pcs
MAM400	for cartridges of 400 mL 13.53 US fl. oz.	1

RECOMMENDED PRODUCTS



V-NEX
page 130



P-NEX
page 131

MAMMOTH DOUBLE

SPECIAL GUN FOR TWO-COMPONENT ADHESIVE

- Suitable for XEPOX line cartridges, such as XEPOXF400 and XEPOXD400
- Thrust and transmission parts protected from corrosion by special alloy
- 25:1 transmission ratio



CODE	description	pcs
MAMDB	for double cartridge	1

RECOMMENDED PRODUCTS



XEPOX
TWO COMPONENTS
EPOXY ADHESIVE
page 17

FLY FOAM

AUTOMATIC LONG TUBE GUN FOR FOAMS

- For all common bayonet lock foam cartridges
- Gun with screw for flow regulation
- Light weight, only 286 g



RELATED
PRODUCTS



**WONDER
FOAM**
UNIVERSAL ELASTIC
SEALING POLYURETHANE
FOAM

page 172



SILENT FOAM
HIGH PERFORMING
SOUNDPROOFING
SEALING POLYURETHANE
FOAM

page 173



FOAM REMOVER
UNIVERSAL CLEANER
SUITABLE FOR REMOVING
FRESH POLYURETHANE
SOUNDPROOFING FOAM

page 174

CODE	description	pcs
FLYFOAM	foam gun	1



FOAM REMOVER

UNIVERSAL CLEANER SUITABLE FOR
REMOVING FRESH POLYURETHANE FOAM

A must for keeping your foam guns clean and
functional at all times!

Make it easy.


STING

SPARE NOZZLE FOR CARTRIDGES

- Universal connection for chemical cartridges
- Flexible tube



CODE		description	pcs
STING	①	spare nozzle for 300 10.48 US fl. oz. and 400 mL 13.53 US fl. oz. cartridges	1
STINGXP	②	spare nozzle for double cartridges	1



PONY

POCKET AIR PUMP FOR HOLE CLEANSING

- Cleaning the holes by blowing is necessary before installing heavy chemical anchors
- Fast and easy use. Economical alternative to a compressor
- Long, flexible hose for deep holes



CODE		description	pcs
PONY		manual pump	1



LAMA

KNIFE FOR INSULATION MATERIAL

- Toothed saw blade for rigid and hard insulation; wavy knife blade for flexible and soft insulation. Blade tip suitable for drilling into insulating materials
- 280 mm long and 2 mm thick stainless steel blade
- Ergonomic handle for a stable grip and easy cutting of insulation materials



CODE	blade length		weight [g]	pcs
	[mm]	[in]		
LAMA	280	11	175	1



KOI

TAJIMA CARPENTER'S SAW

- Cross-toothed rip saw for cutting all types of timber, both along and across the fibres
- Equipped with a comfortable two-component handle and safety case for the blade
- Fluorine coating for superior cutting performance



CODE	description	pcs
KOI30	japanese hand saw 300 mm 11 3/4 in	1
KOI30R	spare blade	1




FUGU

TAJIMA CARPENTER'S SAW

- Japan double-toothed rip saw for precise cutting of any type of timber, both along and across the fibres
- With rattan handle, foldable for tool-free blade replacement
- Effective sharp teeth on 3 sides. All blade teeth are induction hardened



CODE	description	pcs
FUGU265	precision saw 265 mm 10 7/16 in	1
FUGU265R	spare blade	1



KAMASU

FOLDING SAW WITH BLACK RIP BLADE

- Folding saw with single 9TPI quick cutting Flouro Coat blade
- The fluorine coating prevents the timber resin from sticking to the blade
- Ergonomic two-component handle. The blade can be positioned in different ways



CODE	description	pcs
KAMASU300	folding saw 300 mm 11 3/4 in	1



PLATES AND ANGLE BRACKETS
POST BASES
SCREWS AND FASTENERS FOR TERRACES
SCREWS FOR TIMBER
SCREWS FOR METAL
CHEMICAL AND METAL ANCHORS
METRIC
SOUNDPROOFING
SEALANTS, TAPES AND PROFILES
ROOF ELEMENTS
MEMBRANES
TOOLS

SKORPIO

BEAM PULLER

- Knurled hooks on 4 sides to ensure effective transmission of force in the timber
- With riveted joints in place of welds that could break under stress
- Quick-change replacement hooks available



CODE	description	pcs
SKORPIO	beam puller	1
SKORPIOS	zinc plated spare hook	1

GEKO

PANEL PULLER

- For the precise assembly of solid timber panels, stacked board floors, lamellar elements and more
- Thanks to the 360° turntables, it can also be used in places that are difficult to access, such as roof slopes and corners
- Thanks to the screws, GEKO is quick and easy to install and leaves minimal traces on the timber element



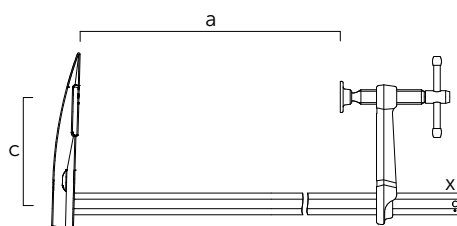
CODE	description	pcs
GEKO	① panel puller	1
GEKOP	60 x 160 mm [2 3/8 x 6 1/4 in] zinc plated spare plates	1
CLAMP1	② ratchet for perforated strap	1



PINCER TIP

ROOF CLAMP

- The large stop surface makes it easier to insert the tips and guarantees maximum stability
- Thanks to the movable pressure plate, it can also be used in oblique position
- High-quality material guarantees a long service life

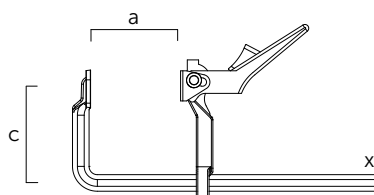


CODE	opening (a)		scrapping (c)		profile (x)		weight [kg]	pcs
	[mm]	[in]	[mm]	[in]	[mm]	[in]		
PINTIP60	600	23 5/8	120	4 3/4	27 x 13	1 1/16 x 1/2	2,90	1
PINTIP80	800	31 1/2	140	5 1/2	30 x 15	1 3/16 x 9/16	5,00	1

PINCER LEVER

LEVER CLAMP

- Allows you to work up to 5 times faster than with a traditional clamping
- Tightening torque of up to 7,5 kN
- High-quality material guarantees a long service life




CODE	opening (a)		scrapping (c)		profile (x)		weight [kg]	pcs
	[mm]	[in]	[mm]	[in]	[mm]	[in]		
PINLEV1430	300	11 3/4	140	5 1/2	25 x 12	1 x 1/2	2,22	1
PINLEV1260	600	23 5/8	120	4 3/4	25 x 12	1 x 1/2	2,79	1

JELLY-HT

PAINTING MACHINE FOR ELEMENTS

- It allows to apply the impregnating agent on timber elements quickly and easily on 1, 2, 3 or 4 sides at the same time
- The working capacity of two people is about 200 m² per hour, if working on all four sides. Easily transportable
- Excess paint is recovered and can be put back in the container for re-use. Significant reduction in paint consumption compared to using a brush. Use water-based paints

 Data sheet
available online




CODE	description	pcs
JELLYHT	complete automatic painting machine	1

SPARE PARTS

CODE	description	pcs
JLL2015	① rolls	6
JLL2020	② brushes	1
JLL2025	③ nozzles	1
JLL2030	④ roll holder	1
JLL2035	⑤ brush holder	1

The bucket is shown for illustrative purposes only and is not included in the supply.



GIRAFFE

ASSEMBLY SUPPORT

- For quick and easy assembly of walls and floors made of timber elements
- GIR3000 equipped with quick adjustment with automatic fastener. Made of aluminium, it is very light
- The 6,0 metre long version offers support even over long distances



GIR3000




GIR3000
GIR4000
GIR6000



GIR4000
GIR6000



 Data sheet available online



CODE	length		weight [kg]	adjustment		pcs
	[mm]	[ft]		[mm]	[in]	
GIR2200	① 1180 - 2200	3.87 - 7.22	3,35	100 + 100	4.0 + 4.0	1
GIR3000	② 1750 - 3000(*)	5.74 - 9.84(*)	9,80	100 + 100	4.0 + 4.0	1
GIR4000	③ 1750 - 4000	5.74 - 13.12	13,0	100 + 100	4.0 + 4.0	1
GIR6000	④ 2120 - 6000	6.96 - 19.70	27,0	135 + 135	5.32 + 5.32	1

(*)with locking stop

ACCESSORIES AND SPARE PARTS

CODE	description	pcs
GIRPLATE	small spare plate for GIR3000 and GIR4000	1
GIRPLATEL	large spare plate for GIR6000	1
GIRPLATE90	spare plate with 90° edge	1
METL	lever stop with spare pin for GIR3000	1
METSP	spare pin with chain for GIR4000	1
METSP6	spare pin for GIR6000	1
GIRHOLDER	transport element for 10 GIRAFFES, compatible with GIR3000, GIR4000 and GIR6000	1




GIRHOLDER

HOOK FOR TIMBER ELEMENTS TRANSPORT

- The built-in jaws hold down the screw head in the wall
- It can be used for axial and transversal loads
- Certified pursuant to the Machinery Directive 2006/42/EC

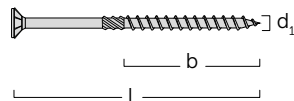


 Data sheet available online

CODE	compatible screws	max. capacity		pcs
		[kg]	[lbs]	
WASP	VGS Ø11 mm 0.44 in SNK Ø10 mm 0.40 in	1300	2800	2
WASPL	VGS Ø11, 13 mm 0.44, 0.52 in	1600	3500	1

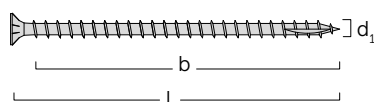
FASTENERS

SNK | WHITE COUNTERSUNK HEAD SCREW FOR WOOD



d ₁	CODE	L		b		pcs
		[mm]	[in]	[mm]	[in]	
10 0.40 TX 40	SNK10100	100	4	52	2 1/16	50
	SNK10120	120	4 3/4	60	2 3/8	50
	SNK10140	140	5 1/2	60	2 3/8	50
	SNK10160	160	6 1/4	80	3 1/8	50
	SNK10180	180	7 1/8	80	3 1/8	50
	SNK10200	200	8	80	3 1/8	50
	SNK10220	220	8 5/8	80	3 1/8	50
	SNK10240	240	9 1/2	80	3 1/8	50
SNK10260	260	10 1/4	80	3 1/8	50	

VGS | FULL THREAD CONNECTOR WITH COUNTERSUNK HEAD



d ₁	CODE	L		b		pcs
		[mm]	[in]	[mm]	[in]	
11 0.44 TX 50	VGS11100	100	4	90	3 1/2	25
	VGS11125	125	4 15/16	115	4 1/2	25
	VGS11150	150	6	140	5 1/2	25
	VGS11175	175	6 7/8	165	6 1/2	25
	VGS11200	200	8	190	7 1/2	25
	VGS11225	225	8 7/8	215	8 7/16	25
	VGS11250	250	10	240	9 1/2	25
13 0.53 TX 50	VGS13100	100	4	90	3 1/2	25
	VGS13150	150	6	140	5 1/2	25
	VGS13200	200	8	190	7 1/2	25

MANTIS



LIFTING BELT FOR TRANSPORT WALLS AND PRECAST ELEMENTS

- Polyester belt, available in two lengths
- Safety factor 7:1, capacity up to 800 kg
- It can be used for one lift only




CODE	L		width		capacity		pcs
	[cm]	[in]	[mm]	[in]	[kg]	[lbs]	
MNT0535	50	1 15/16	3,5	0.1378	800	1700	50
MNT1035	100	4	3,5	0.1378	800	1700	50
MNT05	50	1 15/16	3,5	0.1378	800	1700	250
MNT10	100	4	3,5	0.1378	800	1700	150

DRAGON



LIFTING STRAP

- 3:1 safety factor
- Hole diameter in the element: 35 mm



CODE	size		capacity		pcs
	[mm]	[in]	[kg]	[lbs]	
DRAGON500	35 x 500	1 3/8 x 19 3/4	500	1100	1

BIT-BOX


BOX OF 32 BITS WITH MAGNETIC DRIVER BIT HOLDER

- Impact-resistant rigid plastic packaging with swivel hook for hanging on the operator's belt or on shelves and other supports
- Quick opening of the box for bits change. 32 assorted pieces with magnetic driver bit holder



CODE	description	pcs
BITBOXHT	box of bits	1

PACKAGE CONTENTS:

- ⊕ PH1, 2x PH2, PH3
- ⊖ SL3, SL4, SL5, SL6
- ✳ PZ1, 2x PZ2, PZ3
- ⊙ H3, H4, H5, H6
- ✳ TX10, TX15, TX20, TX25, TX27, TX30, TX40
- Socket Adapter 1/4"
-  Quick Release Bit Holder (60 mm)



BIT-BOX DISPLAY

THE BOX THAT TURNS INTO A COUNTER DISPLAY

- Fast, practical and suitable for self-picking, the bitbox display is the ideal solution for the checkout point, counter or shelves.
- Easy product identification with clear and intuitive references

Make it easy.

CATCH

SCREWING DEVICE

- Thanks to CATCH, even longer screws can be screwed on quickly and safely without the risk of the bit slipping
- Particularly useful in case of screwing in corners, which usually do not allow exerting a great screwing force
- Available in two versions for most screw sizes




CODE	L		compatible screws	weight		pcs
	[mm]	[in]		[g]	[lbs]	
CATCH	210	41,5	SNK Ø8 mm 0.32 in GWZ Ø9 mm 0.36 in VGS Ø9 mm 0.36 in	630	1.39	1
CATCHL	207	46	SNK Ø10 mm 0.40 in HBS Ø10-12 mm 0.40-0.48 in VGS Ø11-13 mm 0.43-0.51 in	680	1.50	1

BIT STOP

AUTOMATIC SCREWING DEVICE WITH DEPTH STOP



- For perfectly even countersinking of screws. Ideal for screwing in terraces and façade panels where screws remain visible
- Including one TX2525 bit
- For 25 mm long bits with 1/4" shank





CODE	description	pcs
AT4030	adjustable depth	1

BIT


- Large selection of bits for the entire range of screws
- High quality ensures long life
- With different coloured notches, so that the right bit can be recognised at a glance

L [mm] [in]	CODE	bit	colour	connection	geometry	pcs
25 1	TX1025	TX 10	yellow	1/4"		10
	TX1525	TX 15	white	1/4"		10
	TX2025	TX 20	orange	1/4"		10
	TX2525	TX 25	red	1/4"		10
	TX3025	TX 30	purple	1/4"		10
	TX4025	TX 40	blue	1/4"		10
	TX5025	TX 50	green	1/4"		10
50 1 15/16	TX1550	TX 15	white	1/4"		5
	TX2050	TX 20	orange	1/4"		5
	TX2550	TX 25	red	1/4"		5
	TX3050	TX 30	purple	1/4"		5
	TX4050	TX 40	blue	1/4"		5
	TX4050L(*)	TX 40	blue	5/16"		1
	TX5050	TX 50	green	5/16"		5
75 2 15/16	TX1575	TX 15	white	1/4"		5
	TX2075	TX 20	orange	1/4"		5
	TX2575	TX 25	red	1/4"		5

(*) Special tip for CATCH L

L [mm] [in]	CODE	bit	colour	connection	geometry	pcs
50 1 15/16	TXE3050	TX 30	purple	1/4"		5
	TXE4050	TX 40	blue	1/4"		5

L [mm] [in]	CODE	bit	colour	connection	geometry	pcs
150 6	TX25150	TX 25	red	1/4"		1
200 8	TX30200	TX 30	purple	1/4"		1
350 13 3/4	TX30350	TX 30	purple	1/4"		1
150 6	TX40150	TX 40	blue	1/4"		1
200 8	TX40200	TX 40	blue	1/4"		1
350 13 3/4	TX40350	TX 40	blue	1/4"		1
520 20 1/2	TX40520	TX 40	blue	1/4"		1
150 6	TX50150	TX 50	green	5/16"		1

CODE	description	connection	geometry	pcs
TXHOLD	60 mm - magnetic	1/4" - 1/4"		5

HAMMER TACKER

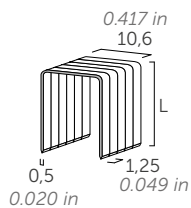
- Durable hammer stapler for fastening membranes, acoustic tapes and more



CODE		staple type - length		shoulder width		wire thickness		pcs
		[mm]	[in]	[mm]	[in]	[mm]	[in]	
HH735347	①	L 6 - 10	1/4 - 3/8	10,6	0.417	0,5 x 1,25	0.020 x 0.049	1
HH735322	②	L 8 - 14	5/16 - 9/16	10,6	0.417	0,5 x 1,25	0.020 x 0.049	1

Zn
ELECTRO
PLATED

L TACKS - galvanised



CODE	L	HH735347	HH735322	pcs
	[mm] [in]			
HH10005121	6 1/4	●		5000
HH10005122	8 5/16	●	●	5000
HH10005123	10 3/8	●	●	5000
HH10005124	12 1/2		●	5000
HH10005125	14 9/16		●	5000



HAMMER TACKER

Available in the new cardboard packaging:
perfect for display on hooks in your retail store!

Make it easy.

NAILGUNS

HH3515

- For 16° collated nails. Possibility of adjusting the depth of the nails and the direction of the exhaust air
- Supplied in a carrying case

CODE	Ø [mm] [in]	L [mm] [in]	taping	inclination	trigger	weight [kg]	pcs
HH3515	2,3 - 3,1 0.091 - 0.122	38-70 1 1/2 - 2 3/4	wire	16°	contact	2,9	1



HH3539

- For 16° collated nails. Possibility of adjusting the depth and direction of the exhaust air. Change from single to contact release
- Supplied in a carrying case

CODE	Ø [mm] [in]	L [mm] [in]	taping	inclination	trigger	weight [kg]	pcs
HH3539	2,5 - 3,4 0.098 - 0.134	45-90 1 3/4 - 3 1/2	wire	16°	single / contact	3,8	1



HH3522

- Strong and handy nailgun, for 25° Anker nails with plastic binding

CODE	Ø [mm] [in]	L [mm] [in]	taping	inclination	trigger	weight [kg]	pcs
HH3522	4,0 0.157	40 - 60 1 9/16 - 2 3/8	plastic	25°	single	4,1	1



ATEU0116

- Hand-held nailgun with magazine for 34° taped Anker nails up to 60 mm long

CODE	Ø [mm] [in]	L [mm] [in]	taping	inclination	trigger	weight [kg]	pcs
ATEU0116	4,0 0.157	40, 50, 60 1 9/16 - 1 15/16 - 2 3/8	plastic	34°	multi-impact technology	2,3	1



HH3731


- Handheld manual nailgun for loose Anker nails of any length
- The many accessories available provide flexibility when working with nails. Magnetic guide included
- Supplied in a carrying case

CODE	nails	trigger	weight [kg]	pcs
HH3731	loose nails	multi-impact technology	2,5	1



COLLATED NAILS

- D16° smooth raw-steel collated nails in roll, ring nails in galvanised steel



CODE	d x L		inclination	material	version	weight [kg]	pcs
	[mm]	[in]					
HH40001160	2,5 x 60	0.10 x 2.36	25°	unfinished steel	smooth	14,6	7200
HH40001170	2,5 x 70	0.10 x 2.76	25°			20,3	7200
HH40001190	2,8 x 90	0.11 x 3.54	25°			20,2	4500
HH40002360	2,3/2,5 x 60	0.09/0.10 x 2.36	34°	zinc plated steel	ring	14,5	7200
HH40002870	2,5/2,8 x 70	0.10/0.11 x 2.76	34°			20,9	7200
HH40002890	2,8/3,1 x 90	0.11/0.12 x 3.54	34°			20,2	4500

ANKER COLLATED NAILS

- Anker K25° galvanised nails with plastic binding for fastening perforated sheets, angles etc.
- Anker K34° galvanised nails with plastic binding



CODE	d x L		inclination	material	weight [kg]	pcs
	[mm]	[in]				
HH10401443	4 x 40	0.16 x 1.57	25°	zinc plated steel	8,8	1000
HH10401445	4 x 50	0.16 x 1.97	25°		11	1000
HH10401446	4 x 60	0.16 x 2.36	25°		12,8	1000
HH20006080	4 x 40	0.16 x 1.57	34°	zinc plated steel	8,8	2000
HH20006085	4 x 50	0.16 x 1.97	34°		11	2000
HH20006090	4 x 60	0.16 x 2.36	34°		12,8	2000

LBA-HT

ANKER NAIL

- Threaded annular ring nail for improved pull-out strength. Geometry developed for metal plate applications
- Certified nail with CE marking, in accordance with ETA for fastening metallic plates to timber structures
- Also available in A4 | AISI316 stainless steel




» For more information about the product see page 114

WOOD REPAIR

INJECTION SYSTEM FOR WOOD REPAIRS

- Ideal for knot holes, long splits, timber imperfections and difficult repairs
- Thanks to the cooling block, the filling material hardens within seconds and can be sanded immediately. The glue is paintable
- Ecological and non-toxic sticks in different colours. UV-resistant. The black version can be used in the marine sector for boat repairs



CODE		description	voltage in operation	temperature	adhesive glue	moulding capacity	pcs
WR06	①	professional gun	220-240 V, 50 Hz	120 - 230°C	Ø12 mm stick	1-1,5 kg/hour	1
WOODREPAIR01	②	base set	220-240 V, 50 Hz	170°C	Ø12 mm stick	0,3-0,6 kg/hour	1

STICKS

CODE		description	pcs
WRC10	○	white	8
WRC11	●	ash	8
WRC12	●	pine	8
WRC13	●	light pine	8
WRC14	●	oak	8
WRC15	●	mahogany	8
WRC16	●	walnut	8
WRC17	●	beech	8
WRC18	●	cherry	8
WRC19	●	fir	8
WRC20	●	black	8
WRC21		cleaning stick	8
WRC22	●	grey	8
WRC23	●	yellow	8
WRCMIX1		fir - pine - oak - mahogany	8
WRCMIX2		ash - beech - walnut - black	8

ADDITIONAL PRODUCTS - ACCESSORIES

CODE		description	pcs
WR01	①	aluminium lock with handle	1
WR02	②	aluminium lock	1
WR03	③	hand-held spokeshave	1
WR04	④	colour change	1



PLASTUK

BICOMPONENT PUTTY FOR INDOOR AND OUTDOOR REPAIRS

- Putty for wood, plastic, metal and stone. Applicable in large quantities, good adhesion and excellent repair capacity
- Available in different colours for the various types of timber
- By adding up to 10% RESTO KITT it is possible to create custom colours



CODE	colour	putty		net weight		hardness		pcs
		[g]	[lbs]	[g]	[lbs]			
PLASTUK02	fir	1000	2.20	200	0.44		1	
PLASTUK13	oak	1000	2.20	200	0.44		1	
PLASTUK06	walnut	1000	2.20	200	0.44		1	
PLASTUKH	single hardening tube	-	-	200	0.44		1	

Other hues available on request.

RESTO KITT

INDOOR REPAIR PUTTY

- Quick-drying putties that can be mixed together and are easy to sand in order to repair damaged timber surfaces of furniture, stairs, windows, doors, etc.
- Environment-friendly and solvent-free. If the product hardens, use water or alcohol to soften it
- Easy to work, dries in a short time. Once dry, it can be sanded and painted



CODE	colour	net weight		pcs
		[g]	[lbs]	
RESTOK15	white	200	0.44	1
RESTOK13	fir	200	0.44	1
RESTOK11	pine	200	0.44	1
RESTOK23	light beech	200	0.44	1
RESTOK08	american cherry	200	0.44	1
RESTOK09	antique light ash	200	0.44	1
RESTOK12	light oak	200	0.44	1
RESTOK05	light walnut	200	0.44	1
RESTOK22	medium oak	200	0.44	1
RESTOK24	medium beech	200	0.44	1
RESTOK03	steam treated beech	200	0.44	1
RESTOK07	cherry	200	0.44	1
RESTOK04	walnut	200	0.44	1
RESTOK02	light mahogany	200	0.44	1
RESTOK01	mahogany	200	0.44	1
RESTOK13L	fir	450	1.00	1

CAPS AND PINS



TAP1

CAPS MADE OF RED SPRUCE, ALONG GRAIN

CODE	Ø		height		pcs
	[mm]	[in]	[mm]	[in]	
TAP11010	10	0.394	10	0.394	2000
TAP11210	12	0.472	10	0.394	1000
TAP11510	15	0.591	10	0.394	1000
TAP11610	16	0.630	10	0.394	1000
TAP12010	20	0.787	10	0.394	560
TAP12510	25	0.984	10	0.394	345
TAP13010	30	1.181	10	0.394	260
TAP13510	35	1.378	10	0.394	180
TAP14010	40	1.575	10	0.394	140
TAP14510	45	1.772	10	0.394	105
TAP15010	50	1.969	10	0.394	75
TAP12010L	20	0.787	10	0.394	6500
TAP12510L	25	0.984	10	0.394	4000
TAP13010L	30	1.181	10	0.394	3000
TAP13510L	35	1.378	10	0.394	2100
TAP14010L	40	1.575	10	0.394	1600

TAP2

CAPS MADE OF LARCH, ALONG GRAIN

CODE	Ø		height		pcs
	[mm]	[in]	[mm]	[in]	
TAP21010	10	0.394	10	0.394	1890
TAP21510	15	0.591	10	0.394	745
TAP22010	20	0.787	10	0.394	405
TAP22510	25	0.984	10	0.394	275
TAP23010	30	1.181	10	0.394	180
TAP23510	35	1.378	10	0.394	140
TAP24010	40	1.575	10	0.394	100
TAP24510	45	1.772	10	0.394	88
TAP25010	50	1.969	10	0.394	73



TAP3

CAPS MADE OF RED SPRUCE, KNOTTED

CODE	Ø		height		pcs
	[mm]	[in]	[mm]	[in]	
TAP3109	10	0.394	9	0.354	250
TAP3159	15	0.591	9	0.354	250
TAP3209	20	0.787	9	0.354	250
TAP3259	25	0.984	9	0.354	250
TAP3309	30	1.181	9	0.354	250
TAP3359	35	1.378	9	0.354	250
TAP3409	40	1.575	9	0.354	100
TAP3509	50	1.969	9	0.354	200



TAP4

CAPS MADE OF RED SPRUCE TIMBER,
FIRE RESISTANCE CLASS R-30, ACCORDING TO DIN 4102



CODE	Ø		height		pcs
	[mm]	[in]	[mm]	[in]	
TAP42020	20	0.787	20	0.787	100
TAP42520	25	0.984	20	0.787	100
TAP43020	30	1.181	20	0.787	100
TAP44020	40	1.575	20	0.787	100
TAP45020	50	1.969	20	0.787	50
TAP46020	60	2.362	20	0.787	40
TAP47020	70	2.756	20	0.787	25
TAP48020	80	3.150	20	0.787	25
TAP49020	90	3.543	20	0.787	15
TAP410020	100	3.937	20	0.787	10
TAP41240	12	0.472	40	1.575	400
TAP41640	16	0.630	40	1.575	200
TAP42040	20	0.787	40	1.575	150
TAP45040	50	1.969	40	1.575	25

TAP5


CAPS MADE OF RED SPRUCE TIMBER, TIMBER HEAD



CODE	Ø		height		pcs
	[mm]	[in]	[mm]	[in]	
TAP51020	10	0.394	20	0.787	500
TAP51220	12	0.472	20	0.787	500
TAP51420	14	0.551	20	0.787	500
TAP51520	15	0.591	20	0.787	500
TAP51620	16	0.630	20	0.787	500
TAP51820	18	0.709	20	0.787	250
TAP52020	20	0.787	20	0.787	250
TAP52220	22	0.866	20	0.787	250
TAP52420	24	0.945	20	0.787	250

RIF

TIMBER PINS - BEECH



CODE	Ø		height		pcs
	[mm]	[in]	[mm]	[in]	
RIF640	6	0.236	40	1.575	1400
RIF830	8	0.315	30	1.181	1000
RIF840	8	0.315	40	1.575	750
RIF1040	10	0.394	40	1.575	500
RIF1060	10	0.394	60	2.362	320
RIF1260	12	0.472	60	2.362	230
RIF14140	14	0.551	140	5.512	70
RIF1660	16	0.630	60	2.362	105

RIF1000

TIMBER PINS - 1 m, BEECH



CODE	Ø		height		pcs
	[mm]	[in]	[mm]	[in]	
RIF61000	6	0.236	1000	3.28	100
RIF81000	8	0.315	1000	3.28	100
RIF101000	10	0.394	1000	3.28	100
RIF121000	12	0.472	1000	3.28	100
RIF141000	14	0.551	1000	3.28	50
RIF151000	15	0.591	1000	3.28	50
RIF161000	16	0.630	1000	3.28	50
RIF181000	18	0.709	1000	3.28	50
RIF201000	20	0.787	1000	3.28	50

PATCHES, NAILS AND PLUGS

FLI

TIMBER PATCHES FOR REPAIRS OF GLULAM, FIR TIMBER

CODE	type / width		length		pcs
	[mm]	[in]	[mm]	[in]	
FLI2070	F20	F 0.787	70	2 3/4	50
FLI20150	F20	F 0.787	150	6	30
FLI20300	F20	F 0.787	300	11 3/4	25
FLI20500	F20	F 0.787	500	19 3/4	25
FLI2470	F24	F 0.945	70	2 3/4	50
FLI24150	F24	F 0.945	150	6	30
FLI24300	F24	F 0.945	300	11 3/4	25
FLI24500	F24	F 0.945	500	19 3/4	25
FLI3570	F35	F 1.378	70	2 3/4	50
FLI35150	F35	F 1.378	150	6	20
FLI35300	F35	F 1.378	300	11 3/4	25
FLI35500	F35	F 1.378	500	19 3/4	25
FLI4270	F42	F 1.653	70	2 3/4	50
FLI42150	F42	F 1.653	150	6	20
FLI42300	F42	F 1.653	300	11 3/4	25
FLI42500	F42	F 1.653	500	19 3/4	25



ANGULAR PATCHES - FIR

CODE	type / width		length		pcs
	[mm]	[in]	[mm]	[in]	
FLI3595	35	1 3/8	95	3 3/4	100



WNAIL

OCTAGONAL WOODEN NAIL - OAK

CODE	Ø		height		pcs
	[mm]	[in]	[mm]	[in]	
WNAILO16150	16	5/8	150	6	50
WNAILO20200	20	13/16	200	8	25



WNAILO

CYLINDRICAL WOODEN NAIL - OAK

CODE	Ø		height		pcs
	[mm]	[in]	[mm]	[in]	
WNAILC20200	20	13/16	200	8	25



LAMELLO

TIMBER PLUGS

CODE	number	size		pcs
		[mm]	[in]	
LAM0	0	47 x 15 x 4	1.85 x 0.59 x 0.16	1000
LAM10	10	53 x 19 x 4	2.09 x 0x75 x 0.16	1000
LAM20	20	56 x 23 x 4	2.20 x 0.91 x 0.16	1000



CRAB MINI

ONE-HANDED TERRACE CLAMP

- Ideal for any type of timber. The rubber pads protect the boards from damage
- Also ideal for vertical use on façades



CODE	opening		compression [kg]	pcs
	[mm]	[in]		
CRABMINI	263 - 415	10 3/8 - 16 5/16	max. 200	1

CRAB MAXI

BOARD CLAMP, LARGE MODEL

- To tension from 5 to 7 boards of a terrace together, depending on width
- The swivel handle allows for precise adjustments



CODE	opening		pcs
	[mm]	[in]	
CRABMAXI	200 - 770	8 - 30 5/16	12

CODE		thickness		pcs
		[mm]	[in]	
CRABDIST6	①	6,0	0.236	10
CRABDIST8	②	8,0	0.315	10
CRABDIST10	③	10,0	0.394	10



SHIM

COMPENSATION AND SHIMMING SPACERS

- Five different thicknesses to compensate the elements at the base with precision
- Special plastic with a capacity of 200 kg
- Dimensional stability and moisture resistant



CODE	colour	B		L		s		pcs
		[mm]	[in]	[mm]	[in]	[mm]	[in]	
SHBLUE	blue	22	7/8	100	4	1	1/32	500
SHBLACK	black	22	7/8	100	4	2	1/16	500
SHRED	red	22	7/8	100	4	3	1/8	500
SHWHITE	white	22	7/8	100	4	4	3/16	500
SHYELLOW	yellow	22	7/8	100	4	5	3/16	500



SHIM LARGE

LARGE BIOPLASTIC SPACERS

- Five different thicknesses identifiable by colours
- High capacity up to 6000 kg
- Dimensional stability and moisture resistant



CODE	colour	B		L		s		pcs
		[mm]	[in]	[mm]	[in]	[mm]	[in]	
LSHRED	red	50	1 15/16	160	6 1/4	2	1/16	250
LSHGREEN	green	50	1 15/16	160	6 1/4	3	1/8	250
LSHBLUE	blue	50	1 15/16	160	6 1/4	5	3/16	250
LSHWHITE	white	50	1 15/16	160	6 1/4	10	3/8	100
LSHYELLOW	yellow	50	1 15/16	160	6 1/4	15	9/16	100
LSHMIX	mix(*)	50	1 15/16	160	6 1/4	see above		80


(*) 20 pcs. red, 20 pcs. green, 20 pcs. blue, 10 pcs. white, 10 pcs. yellow.



WEDGES

LEVELLING WEDGES

- The sharp tooting of the profiles makes it possible to adjust the height and lock the elements precisely, even laterally
- Also suitable for outdoor use, as humidity is not a problem
- Do not break if pierced by nails or screws



CODE	colour	capacity				B		L		s		pcs
		100%		35%		[mm]	[in]	[mm]	[in]	[mm]	[in]	
WDGREEN	green	200	440	80	175	30	1 3/16	80	3 1/8	10	3/8	1000
WDGORAN	orange	200	440	80	175	40	1 9/16	80	3 1/8	8	5/16	1000
WDGBROW	brown	1700	3750	600	1325	45	1 3/4	90	3 1/2	15	9/16	500
WDGYELL	yellow	2200	4850	760	1675	45	1 3/4	150	6	25	1	324
WDGSET	mix(*)	-	-	-	-	-	-	-	-	-	-	245

(*) TransPack 245 (70 green - 60 orange - 75 brown - 40 yellow).



POP TOOLS

Make clever use of your exhibition spaces thanks to our systems! Get more information from your Technical Consultant.

Make it easy.

BEAVER

CARPENTER'S SQUARE

- Made of stainless steel highly flexible and stable at the same time; it bends easily, without causing permanent deformation
- Millimetre scale on both sides of the long shank
- With marking holes every 5 mm




CODE	sizes		pcs
	[mm]	[in]	
BEAVER	800 x 320 x 1,2	31 1/2 x 12 5/8 x 0.047	1

PEACOCK

ALFA SQUARE

- For carpentry shaping operations
- Stainless steel with permanently engraved scale
- With marking holes every 5 mm




CODE	sizes		step degrees	pcs
	[mm]	[in]		
PCK8043	800 x 430 x 5	31 1/2 x 16 15/16 x 0.197	0,5°	1
PCK9048	900 x 480 x 5	35 1/2 x 19 x 0.197	0,25°	1

BEEKIT

SET OF CARPENTER'S SQUARE, ALFA SQUARE AND SLIDING T BEVEL

- Three classic marking devices in one set
- Stainless steel with permanently engraved scale
- With marking holes every 5 mm



CODE	description	pcs
BEEKIT	carpenter's square, alfa square and sliding T bevel	1

PEACOCK DUO

ALFA DOUBLE SQUARE

- Special marking device with centre-mounted dial and large stop
- Dimensions 800 x 360 x 5 mm with 0,5° pitch
- Stainless steel with permanently engraved scale



CODE	sizes		step degrees	pcs
	[mm]	[in]		
PCKD8043	800 x 360 x 5	31 1/2 x 14 1/4 x 0.197	0,5°	1

FLAMINGO

ALUMINUM SLIDING T BEVEL

- Small helper for precise transfer of angles and inclinations
- With mobile spring steel guide
- Width 35 mm, length 300 mm



CODE	sizes		width		weight		pcs
	[mm]	[in]	[mm]	[in]	[g]	[lbs]	
FLAMINGO	300	11 3/4	35	1 3/8	215	0.47	1

EMU

ALUMINIUM CARPENTER'S SQUARE

- With indication of measurements on both sides
- Two versions available




CODE	sizes		flange length		weight		pcs
	[mm]	[in]	[mm]	[in]	[g]	[lbs]	
EMU2515	250 x 150	10 x 6	40	1 9/16	240	0.53	1
EMU4020	400 x 200	15 3/4 x 8	40	1 9/16	360	0.80	1

JIG ALU STA

DRILLING TEMPLATE FOR ALUMIDI AND ALUMAXI

- For drilling dowel holes easily, quickly and precisely
- It allows to drill precise holes for both ALUMIDI and ALUMAXI
- 3 mm stainless steel, ensures long service life



CODE	B		L		s		pcs
	[mm]	[in]	[mm]	[in]	[mm]	[in]	
JIGALUSTA	164	6 7/16	298	11 3/4	3	0.118	1

RELATED
PRODUCTS



STA
SMOOTH DOWEL
page 116



ALUMIDI HT
CONCEALED BRACKET
WITH AND WITHOUT
HOLES
page 14

JIG ALU SBD

MARKING TEMPLATE FOR ALUMINI-HT AND ALUMIDI-HT

- For precise marking of the position of the holes for SBD dowels
- Using SBD self-drilling dowels the connection is almost completely concealed
- Flexible and retractable, the template also fits in a trouser pocket



CODE	B		L		pcs
	[mm]	[in]	[mm]	[in]	
JIGALUSBD	110	4 3/8	280	11	1

RELATED
PRODUCTS



SBD-HT
SELF-DRILLING DOWEL
page 115




ALUMIDI HT
page 14

ALUMINI HT
page 13

JIG VGZ 45°

TEMPLATE FOR CONNECTIONS WITH 45° SCREW

- Its shape allows an easy and fast screwing of any type of screw with a precise inclination of 45°
- Thanks to the markings, many typical timber construction connections, both single and double, can easily be made without wasting time on time-consuming measurements
- 3 mm stainless steel, for long service life



CODE	B		L		H		pcs
	[mm]	[in]	[mm]	[in]	[mm]	[in]	
JIGVGZ45	210	8 1/4	253	9 15/16	67	2 5/8	1



RELATED PRODUCTS



GWZ
FULL THREAD SCREW
WITH CYLINDRICAL HEAD
page 110



VGZ EVO
FULL THREAD SCREW
WITH C4 EVO COATING
AND CYLINDER HEAD
page 111

KOMPRI CLAMP

EXPANDING TAPE STAPLE

- Fast closing of self-expanding tapes such as EXPAND BAND
- Two sizes also for very wide tapes such as WINDOW BAND and FRAME BAND




CODE	opening dimensions		pcs
	[mm]	[in]	
KOMPRICLAMPS	0-30	0 - 1 3/16	5
KOMPRICLAMPL	40-95	1 9/16 - 3 3/4	5

CAP TOP

TARPAULIN FOR ROOFS

- Each size is equipped with a reinforced lifting hook for easier installation
- Thanks to the metal fastening eyelets every metre, it is possible to easily fix the tarpaulin to the roof
- The large mass per unit area and the type of material guarantee better mechanical resistance and durability over time
- Mass per unit area: 600 g/m²
- Thickness: 0,50 mm



CODE	sizes		weight		pcs
	[m]	[ft]	[kg]	[lbs]	
CAPTOP1012	10 x 12	32.8 x 39.4	72	158	1
CAPTOP1214	12 x 14	39.4 x 45.9	101	222	1
CAPTOP1416	14 x 16	45.9 x 52.5	135	298	1

Other sizes and/or personalised sheets can be supplied on request


CAP PLUS

TARPAULIN FOR ROOFS

- Good mechanical characteristics resistant to both tension and tearing
- Thanks to the metal fastening eyelets positioned every metre, it is possible to fix the tarpaulin firmly to the roof
- Mass per unit area: 300 g/m²
- Thickness: 0,40 mm



CODE	sizes		weight		pcs
	[m]	[ft]	[kg]	[lbs]	
CAPPLUS0810	8 x 10	26.2 x 32.8	24	53	1
CAPPLUS1012	10 x 12	32.8 x 39.4	36	79	1
CAPPLUS1214	12 x 14	39.4 x 45.9	50,4	111	1
CAPPLUS1416	14 x 16	45.9 x 52.5	67,2	148	1
CAPPLUS1618	16 x 18	52.5 x 59.1	86,3	190	1



CAP ECO

TARPAULIN FOR ROOFS

- The black inner fabric gives better resistance to UV rays
- Thanks to the metal fastening eyelets positioned every metre, it is possible to fix the tarpaulin firmly to the roof
- Mass per unit area: 210 g/m²
- Thickness: 0,27 mm




CODE	sizes		weight		pcs
	[m]	[ft]	[kg]	[lbs]	
CAPECO0410	4 x 10	13.1 x 32.8	8,4	18	1
CAPECO0810	8 x 10	26.2 x 32.8	16,8	37	1



LEWIS BITS

TWIST DRILL BITS FOR DEEP DRILLING IN SOFT AND EUROPEAN HARDWOODS


- With round-section twist flute, threaded tip, very high quality main cutting edge and roughing tooth
- Version with independent head and hex shank (starting from Ø8 mm). Maximum length 1000 mm
- Made of specific alloy steel for tools (WS). The tip is machined from a single piece



CODE	Ø tip		Ø shank		TL		SL		pcs
	[mm]	[in]	[mm]	[in]	[mm]	[in]	[mm]	[in]	
F1410205	5	0.197	4,5	0.177	235	9 1/4	160	6 1/4	1
F1410206	6	0.236	5,5	0.217	235	9 1/4	160	6 1/4	1
F1410207	7	0.276	6,5	0.256	235	9 1/4	160	6 1/4	1
F1410208	8	0.315	7,8	0.307	235	9 1/4	160	6 1/4	1
F1410210	10	0.394	9,8	0.386	235	9 1/4	160	6 1/4	1
F1410212	12	0.472	11,8	0.465	235	9 1/4	160	6 1/4	1
F1410214	14	0.551	13	0.512	235	9 1/4	160	6 1/4	1
F1410216	16	0.630	13	0.512	235	9 1/4	160	6 1/4	1
F1410218	18	0.709	13	0.512	235	9 1/4	160	6 1/4	1
F1410220	20	0.787	13	0.512	235	9 1/4	160	6 1/4	1
F1410222	22	0.866	13	0.512	235	9 1/4	160	6 1/4	1
F1410224	24	0.945	13	0.512	235	9 1/4	160	6 1/4	1
F1410228	28	1.102	13	0.512	235	9 1/4	160	6 1/4	1
F1410230	30	1.181	13	0.512	235	9 1/4	160	6 1/4	1
F1410232	32	1.260	13	0.512	235	9 1/4	160	6 1/4	1
F1410242	42	1.654	13	0.512	235	9 1/4	160	6 1/4	1
F1410305	5	0.197	4,5	0.177	320	12 5/8	255	10 1/16	1
F1410306	6	0.236	5,5	0.217	320	12 5/8	255	10 1/16	1
F1410307	7	0.276	6,5	0.256	320	12 5/8	255	10 1/16	1
F1410308	8	0.315	7,8	0.307	320	12 5/8	255	10 1/16	1
F1410309	9	0.354	8	0.315	320	12 5/8	255	10 1/16	1
F1410310	10	0.394	9,8	0.386	320	12 5/8	255	10 1/16	1
F1410312	12	0.472	11,8	0.465	320	12 5/8	255	10 1/16	1
F1410314	14	0.551	13	0.512	320	12 5/8	255	10 1/16	1
F1410316	16	0.630	13	0.512	320	12 5/8	255	10 1/16	1
F1410318	18	0.709	13	0.512	320	12 5/8	255	10 1/16	1
F1410320	20	0.787	13	0.512	320	12 5/8	255	10 1/16	1
F1410322	22	0.866	13	0.512	320	12 5/8	255	10 1/16	1
F1410324	24	0.945	13	0.512	320	12 5/8	255	10 1/16	1
F1410326	26	1.024	13	0.512	320	12 5/8	255	10 1/16	1
F1410328	28	1.102	13	0.512	320	12 5/8	255	10 1/16	1
F1410330	30	1.181	13	0.512	320	12 5/8	255	10 1/16	1
F1410332	32	1.260	13	0.512	320	12 5/8	255	10 1/16	1
F1410407	7	0.276	6,5	0.256	460	18 1/8	380	15	1
F1410408	8	0.315	7,8	0.307	460	18 1/8	380	15	1
F1410410	10	0.394	9,8	0.386	460	18 1/8	380	15	1
F1410412	12	0.472	11,8	0.465	460	18 1/8	380	15	1
F1410414	14	0.551	13	0.512	460	18 1/8	380	15	1
F1410416	16	0.630	13	0.512	460	18 1/8	380	15	1
F1410418	18	0.709	13	0.512	460	18 1/8	380	15	1
F1410420	20	0.787	13	0.512	460	18 1/8	380	15	1
F1410422	22	0.866	13	0.512	460	18 1/8	380	15	1
F1410424	24	0.945	13	0.512	460	18 1/8	380	15	1

CODE	Ø tip		Ø shank		TL		SL		pcs
	[mm]	[in]	[mm]	[in]	[mm]	[in]	[mm]	[in]	
F1410426	26	1.024	13	0.512	460	18 1/8	380	15	1
F1410428	28	1.102	13	0.512	460	18 1/8	380	15	1
F1410430	30	1.181	13	0.512	460	18 1/8	380	15	1
F1410432	32	1.260	13	0.512	460	18 1/8	380	15	1
F1410440	40	1.575	13	0.512	460	18 1/8	380	15	1
F1410450	50	1.969	13	0.512	460	18 1/8	380	15	1
F1410612	12	0.472	11,8	0.465	650	25 9/16	535	21 1/16	1
F1410614	14	0.551	13	0.512	650	25 9/16	535	21 1/16	1
F1410616	16	0.630	13	0.512	650	25 9/16	535	21 1/16	1
F1410618	18	0.709	13	0.512	650	25 9/16	535	21 1/16	1
F1410620	20	0.787	13	0.512	650	25 9/16	535	21 1/16	1
F1410622	22	0.866	13	0.512	650	25 9/16	535	21 1/16	1
F1410624	24	0.945	13	0.512	650	25 9/16	535	21 1/16	1
F1410626	26	1.024	13	0.512	650	25 9/16	535	21 1/16	1
F1410628	28	1.102	13	0.512	650	25 9/16	535	21 1/16	1
F1410630	30	1.181	13	0.512	650	25 9/16	535	21 1/16	1
F1410632	32	1.260	13	0.512	650	25 9/16	535	21 1/16	1
F1410014	14	0.551	13	0.512	1080	42 1/2	1010	39 3/4	1
F1410016	16	0.630	13	0.512	1080	42 1/2	1010	39 3/4	1
F1410018	18	0.709	13	0.512	1080	42 1/2	1010	39 3/4	1
F1410020	20	0.787	13	0.512	1080	42 1/2	1010	39 3/4	1
F1410022	22	0.866	13	0.512	1080	42 1/2	1010	39 3/4	1
F1410024	24	0.945	13	0.512	1080	42 1/2	1010	39 3/4	1
F1410026	26	1.024	13	0.512	1080	42 1/2	1010	39 3/4	1
F1410028	28	1.102	13	0.512	1080	42 1/2	1010	39 3/4	1
F1410030	30	1.181	13	0.512	1080	42 1/2	1010	39 3/4	1
F1410032	32	1.260	13	0.512	1080	42 1/2	1010	39 3/4	1
F1410134	34	1.339	13	0.512	1000	39 3/8	535	21 1/16	1
F1410136	36	1.417	13	0.512	1000	39 3/8	535	21 1/16	1
F1410138	38	1.496	13	0.512	1000	39 3/8	535	21 1/16	1
F1410140	40	1.575	13	0.512	1000	39 3/8	535	21 1/16	1
F1410145	45	1.772	13	0.512	1000	39 3/8	535	21 1/16	1
F1410150	50	1.969	13	0.512	1000	39 3/8	535	21 1/16	1

TL total length
EL effective length
SL spiral length





SET

CODE	Ø set		TL		SL		pcs
	[mm]	[in]	[mm]	[in]	[mm]	[in]	
F1410200	6, 8, 10, 12, 14, 16, 18, 20 0.236, 0.315, 0.394, 0.472, 0.551, 0.630, 0.709, 0.787		235	9 1/4	160	9 1/4	1
F1410303	10, 12, 14, 16, 18, 20, 22, 24 0.394, 0.472, 0.551, 0.630, 0.709, 0.787, 0.866, 0.945		320	12 5/8	255	12 5/8	1
F1410403	10, 12, 14, 16, 18, 20, 22, 24 0.394, 0.472, 0.551, 0.630, 0.709, 0.787, 0.866, 0.945		460	18 1/8	380	18 1/8	1

SNAIL BITS

TWIST DRILL BITS FOR HARDWOOD, MELAMINE-FACED BOARDS AND OTHER MATERIALS

- Very high quality polished drill bits, with 2 main cutting edges and 2 roughing teeth
- Special twist with smoothed flute for an efficient chip evacuation



CODE	Ø tip		Ø shank		TL		SL		pcs
	[mm]	[in]	[mm]	[in]	[mm]	[in]	[mm]	[in]	
F1594020	2	0.079	2	0.079	49	1 15/16	22	7/8	1
F1594030	3	0.118	3	0.118	60	2 3/8	33	1 5/16	1
F1594040	4	0.157	4	0.157	75	2 15/16	43	1 11/16	1
F1594050	5	0.197	5	0.197	85	3 3/8	52	2 1/16	1
F1594060	6	0.236	6	0.236	92	3 5/8	57	2 1/4	1
F1594080	8	0.315	8	0.315	115	4 1/2	75	2 15/16	1
F1594090	9	0.354	9	0.354	125	4 15/16	81	3 3/16	1
F1594100	10	0.394	10	0.394	130	5 1/8	87	3 7/16	1
F1594110	11	0.433	11	0.433	140	5 1/2	94	3 11/16	1
F1594120	12	0.472	12	0.472	150	6	114	4 1/2	1
F1599205	5	0.197	5	0.197	250	10	200	8	1
F1599206	6	0.236	6	0.236	250	10	200	8	1
F1599207	7	0.276	7	0.276	250	10	200	8	1
F1599208	8	0.315	8	0.315	250	10	200	8	1
F1599209	9	0.354	9	0.354	250	10	200	8	1
F1599210	10	0.394	10	0.394	250	10	200	8	1
F1599212	12	0.472	12	0.472	250	10	200	8	1
F1599214	14	0.551	13	0.512	250	10	200	8	1
F1599216	16	0.630	13	0.512	250	10	200	8	1
F1599605	5	0.197	5	0.197	460	18 1/8	380	15	1
F1599606	6	0.236	6	0.236	460	18 1/8	380	15	1
F1599607	7	0.276	7	0.276	460	18 1/8	380	15	1
F1599608	8	0.315	8	0.315	460	18 1/8	380	15	1
F1599609	9	0.354	9	0.354	460	18 1/8	380	15	1
F1599610	10	0.394	10	0.394	460	18 1/8	380	15	1
F1599612	12	0.472	12	0.472	460	18 1/8	380	15	1
F1599614	14	0.551	13	0.512	460	18 1/8	380	15	1
F1599616	16	0.630	13	0.512	460	18 1/8	380	15	1



SET

CODE	Ø set		pcs
	[mm]	[in]	
F1594835	3, 4, 5, 6, 8 0.118, 0.157, 0.197, 0.236, 0.315		1
F1594510	3, 4, 5, 6, 8, 10, 12, 13, 14, 16 0.118, 0.157, 0.197, 0.236, 0.315, 0.394, 0.472, 0.512, 0.551, 0.630		1

For TL and EL see the indications in the table aside.


CUTTER FOR WOOD

PRECISION CUTTER FOR TIMBER

- The central punch ensures guided milling and thus maximum precision
- Thanks to the guide, even slant drilling can be carried out without problems
- Centering punch included




CODE	Ø cutter		Ø inside hole for centring		Ø shank		TL		EL		pcs
	[mm]	[in]	[mm]	[in]	[mm]	[in]	[mm]	[in]	[mm]	[in]	
F1614020	20	0.787	8	0.315	13	0.512	140	5 1/2	90	3 1/2	1
F1614025	25	0.984	8	0.315	13	0.512	140	5 1/2	90	3 1/2	1
F1614030	30	1.181	8	0.315	13	0.512	140	5 1/2	90	3 1/2	1
F1614035	35	1.378	8	0.315	13	0.512	145	5 11/16	95	3 3/4	1
F1614040	40	1.575	8	0.315	13	0.512	145	5 11/16	95	3 3/4	1
F1614045	45	1.772	10	0.394	13	0.512	150	6	100	4	1
F1614050	50	1.969	10	0.394	13	0.512	150	6	100	4	1
F1614055	55	2.165	10	0.394	13	0.512	150	6	100	4	1
F1614060	60	2.362	10	0.394	13	0.512	150	6	100	4	1
F1614065	65	2.559	10	0.394	13	0.512	155	6 1/8	105	4 1/8	1
F1614070	70	2.756	10	0.394	13	0.512	155	6 1/8	105	4 1/8	1
F1614075	75	2.953	10	0.394	13	0.512	155	6 1/8	105	4 1/8	1
F1614080	80	3.150	10	0.394	13	0.512	155	6 1/8	105	4 1/8	1
F1614100	100	3.937	10	0.394	16	0.630	160	6 1/4	110	4 3/8	1



TIP FOR PRE-DRILLING

CODE		Ø		cutter Ø		EL		pcs
		[mm]	[in]	[mm]	[in]	[mm]	[in]	
F1614208	①	8	0.315	20 - 40	0.787 - 1.575	50	1 15/16	1
F1614210	①	10	0.394	44,45 - 120	1.750 - 4.724	50	1 15/16	1



CENTERING DRILL BI

CODE		Ø		cutter Ø		pcs
		[mm]	[in]	[mm]	[in]	
FE1619208	②	3,8	0.150	20 - 40	0.787 - 1.575	1
FE1619210	②	4	0.157	44,45 - 120	1.750 - 4.724	1

HEADS

CODE	Ø		cutter Ø		TL		EL		pcs
	[mm]	[in]	[mm]	[in]	[mm]	[in]	[mm]	[in]	
F1619110	10	0.394	20 - 40	0.787 - 1.575	75	2 15/16	50	1 15/16	1
F1619112	12	0.472	20 - 40	0.787 - 1.575	75	2 15/16	50	1 15/16	1
F1619116	16	0.630	20 - 40	0.787 - 1.575	75	2 15/16	50	1 15/16	1
F1619014	14	0.551	45 - 100	1.772 - 3.937	75	2 15/16	50	1 15/16	1
F1619016	16	0.630	45 - 100	1.772 - 3.937	75	2 15/16	50	1 15/16	1
F1619018	18	0.709	45 - 100	1.772 - 3.937	75	2 15/16	50	1 15/16	1

DEPTH STOP

CODE	cutter Ø		Ø internal		pcs
	[mm]	[in]	[mm]	[in]	
F1619100	40 - 90	1.575 - 3.543	95	3.740	1



DRILL BIT CUTTER

CUTTER FOR TWIST DRILL BITS WITH SHANK Ø13 mm

- For drilling and milling in one single move
- The two main grooved cutting edges and the toothed cutting edge minimize friction and consequently the necessary feed forces
- The central punch and an Allen key are included in the supply



CODE	Ø tip		Ø shank		TL		pcs
	[mm]	[in]	[mm]	[in]	[mm]	[in]	
F1411040	40	1.575	13	0.512	30	1 3/16	1
F1411050	50	1.969	13	0.512	30	1 3/16	1
F1411060	60	2.362	13	0.512	30	1 3/16	1
F1411070	70	2.756	13	0.512	30	1 3/16	1

SET

CODE	TL drill bit	Ø cutter	Ø tip	pcs
	[mm] [in]	[mm] [in]	[mm] [in]	
F1411200	235 9 1/4	40 - 50 - 60 1.575 - 1.969 - 2.362	14 - 16 - 18 0.551 - 0.630 - 0.709	1
F1411300	320 12 5/8	40 - 50 - 60 1.575 - 1.969 - 2.362	14 - 16 - 18 0.551 - 0.630 - 0.709	1
F1411400	460 18 1/8	40 - 50 - 60 1.575 - 1.969 - 2.362	14 - 16 - 18 0.551 - 0.630 - 0.709	1

CAP CUTTER

MILLING CUTTER TO MAKE TIMBER CAPS

- For making timber caps to fill damaged knots or to repair timber damage
- Useful cap length max. 70 mm
- Made of specific alloy steel for WS tools. Best performance in combination with BORMAX and BORMAX 3



CODE	Ø internal		Ø shank		TL		EL		pcs
	[mm]	[in]	[mm]	[in]	[mm]	[in]	[mm]	[in]	
F1616015	15	0.591	13	0.512	140	5 1/2	70	2 3/4	1
F1616020	20	0.787	13	0.512	140	5 1/2	70	2 3/4	1
F1616025	25	0.984	13	0.512	140	5 1/2	70	2 3/4	1
F1616030	30	1.181	13	0.512	140	5 1/2	70	2 3/4	1
F1616035	35	1.378	13	0.512	140	5 1/2	70	2 3/4	1
F1616040	40	1.575	16	0.630	140	5 1/2	70	2 3/4	1
F1616045	45	1.772	16	0.630	140	5 1/2	70	2 3/4	1
F1616050	50	1.969	16	0.630	140	5 1/2	70	2 3/4	1

SET

CODE	description	Ø		EL	pcs
		[mm]	[in]		
F1628306	disc cutter + Bormax set	15, 20, 25	0.591 - 0.787 - 0.984	70 - 57 2 3/4 - 2 1/4	1

BORMAX

FOR SOFT WOOD, EUROPEAN HARD WOOD, FIBRE BOARDS AND MDF AND OTHER MATERIALS

- The two staggered fluted main cutting edges and the serrated peripheral cutting edge require significantly reduced feed force and minimise friction
- For free hand and stationary use
- Fast drilling in soft wood, European hard wood, chipboard, MDF etc.



CODE	Ø tip		Ø shank		TL		SL		pcs
	[mm]	[in]	[mm]	[in]	[mm]	[in]	[mm]	[in]	
F1622015	15	0.591	8	0.315	90	3 1/2	57	2 1/4	1
F1622020	20	0.787	8	0.315	90	3 1/2	57	2 1/4	1
F1622025	25	0.984	10	0.394	90	3 1/2	57	2 1/4	1
F1622030	30	1.181	10	0.394	90	3 1/2	57	2 1/4	1
F1622035	35	1.378	10	0.394	90	3 1/2	57	2 1/4	1
F1622040	40	1.575	10	0.394	90	3 1/2	57	2 1/4	1
F1622045	45	1.772	10	0.394	90	3 1/2	57	2 1/4	1
F1622050	50	1.969	10	0.394	90	3 1/2	57	2 1/4	1
F1622055	55	2.165	13	0.512	90	3 1/2	57	2 1/4	1
F1622060	60	2.362	13	0.512	90	3 1/2	57	2 1/4	1
F1623025	25	0.984	13	0.512	135	5 5/16	85	3 3/8	1
F1623030	30	1.181	13	0.512	140	5 1/2	90	3 1/2	1
F1623035	35	1.378	13	0.512	145	5 11/16	95	3 3/4	1
F1623040	40	1.575	13	0.512	145	5 11/16	95	3 3/4	1

SET

CODE	Ø set		TL		SL		pcs
	[mm]	[in]	[mm]	[in]	[mm]	[in]	
F1622505	15, 20, 25, 30, 35 0.591, 0.787, 0.984, 1.181, 1.378		90	3 1/2	57	2 1/4	1
F1622508	15, 20, 25, 30, 35, 40, 45, 50 0.591, 0.787, 0.984, 1.181, 1.378, 1.575, 1.772, 1.969		90	3 1/2	57	2 1/4	1

BOARD

COUNTERBORE CUTTER FOR ZKK, KKA, MINI SCREWS

- For simultaneous terrace screws pre-drilling and countersinking
- To avoid possible timber discolouration, it is advisable to remove drilling waste immediately after drilling
- The supply includes an Allen key



CODE	Ø tip		Ø counterbore cutter		L _{bit}		EL		pcs
	[mm]	[in]	[mm]	[in]	[mm]	[in]	[mm]	[in]	
BROAD1	4	0.157	6,5	0.256	41	1 5/8	75	2 15/16	1
BROAD2	6	0.236	9,5	0.374	105	4 1/8	150	6	1

BORMAX 3 HM

UNIVERSAL ALL-ROUNDER DRILL BIT, ALSO FOR EXOTIC HARD TIMBERS, MELAMINE-LINED PANELS, ETC.

- Forstner bit for hard materials
- For free hand and stationary use
- Fast drilling of all timber materials: European and exotic hard wood, coated and uncoated chipboard, MDF. Also effective on many plastics



CODE	Ø tip		Ø shank		TL		EL		pcs
	[mm]	[in]	[mm]	[in]	[mm]	[in]	[mm]	[in]	
F1663015	15	0.591	8	0.315	90	3 1/2	57	2 1/4	1
F1663020	20	0.787	8	0.315	90	3 1/2	57	2 1/4	1
F1663025	25	0.984	10	0.394	90	3 1/2	57	2 1/4	1
F1663030	30	1.181	10	0.394	90	3 1/2	57	2 1/4	1
F1663035	35	1.378	10	0.394	90	3 1/2	57	2 1/4	1
F1663040	40	1.575	10	0.394	90	3 1/2	57	2 1/4	1
F1663045	45	1.772	10	0.394	90	3 1/2	57	2 1/4	1
F1663050	50	1.969	10	0.394	90	3 1/2	57	2 1/4	1



SET

CODE	Ø set	TL		EL		pcs
	[mm]	[mm]	[in]	[mm]	[in]	
F1663505	15, 20, 25, 30, 35 0.591, 0.787, 0.984, 1.181, 1.378	90	3.543	57	2.244	1
F1663504	35, 40, 45, 50 1.378, 1.575, 1.772, 1.969	90	3.543	57	2.244	1

DRILL STOP

SET OF DRILL BITS AND COUNTERBORE CUTTER WITH SWIVEL DEPTH STOP

- For drilling and countersinking in a single operation by checking the depth
- The rotating depth stop stops when it touches the workpiece, leaving no marks on the timber
- The depth of the pilot bit can be adjusted. The countersink has an angle of 60°



CODE	Ø tip		Ø counterbore cutter		pcs
	[mm]	[in]	[mm]	[in]	
F3577040	4	0.157	12	0.472	1
F3577050	5	0.197	12	0.472	1
F3577060	6	0.236	12	0.472	1
F3577504	set 4, 5, 6 set 0.157, 0.197, 0.236		12	0.472	1

BLADES

- High-quality spare blades for band saws



BLADE FOR BAND SAWS - MAFELL Z3 / Z5, WITH POSTERIOR TOOTHING

CODE	sizes		pcs
	[mm]	[in]	
LAMEZ58DD	1752 x 8	69 x 0.315	10

BLADE FOR BAND SAWS - MD DARIO

CODE	sizes		machine type	pcs
	[mm]	[in]		
ATMD06	2450 x 6	96 7/16 x 0.236	SV3	10
ATMD10	2450 x 10	96 7/16 x 0.394	SV3	10
ATMD3310	2530 x 10	99 5/8 x 0.394	SN33	10
ATMD3306	2530 x 6	99 5/8 x 0.236	SN33	10

BLADE FOR MANUAL BAND SAWS - HEMA / PROTOOL

CODE	sizes		pcs
	[mm]	[in]	
LAMEHH6	1710 x 6	67 5/16 x 0.236	10
LAMEHH10	1710 x 10	67 5/16 x 0.394	10

The new automated warehouse serves as central hub for the timely replenishment of our **14 international** warehouses.

**+ SUPPLY
SPEED**

**- WAITING TIMES
FOR CUSTOMERS**

40x80x20 m

total dimensions of the construction

3200 m²

of new storage area

2000 m²

for goods handling

17000

new pallet positions

1200 m²

for new offices

TABLE OF CONTENTS

PLATES AND ANGLE BRACKETS	from page 8
POST BASES	from page 42
SCREWS AND FASTENERS FOR TERRACES	from page 72
SCREWS FOR TIMBER	from page 96
SCREWS FOR METAL	from page 120
CHEMICAL AND METAL ANCHORS	from page 128
METRIC	from page 144
SOUNDPROOFING	from page 152
SEALANTS, TAPES AND PROFILES	from page 164
ROOF ELEMENTS	from page 196
MEMBRANES	from page 220
TOOLS	from page 244

Rotho Blaas Srl does not guarantee the legal and/or design conformity of data and calculations, as Rotho Blaas provides indicative tools such as technical-commercial service within the sales activity. Rotho Blaas Srl follows a policy of continuous development of its products, thereby reserving the right to modify their characteristics, technical specifications and other documentation without notice.

The user or the designer are responsible to verify, at each use, the conformity of the data to the regulations in force and to the project. The ultimate responsibility for choosing the appropriate product for a specific application lies with the user/designer. The values resulting from "experimental investigations" are based on the actual test results and valid only for the test conditions specified. Rotho Blaas Srl does not guarantee and in no case can be held responsible for damages, losses and costs or other consequences, for any reason (warranty for defects, warranty for malfunction, product or legal responsibility, etc.) deriving from the use or inability to use the products for any purpose; from non-conforming use of the product; Rotho Blaas Srl is not liable in any way for any errors in printing and/or typing. In the event of differences between the contents of the catalogue versions in the various languages, the Italian text is binding and takes precedence with respect to the translations. The latest version of the data sheets available can be found on the website www.holztechnik.com.

Pictures are partially completed with accessories not included. Images are for illustration purposes only. The use of third party logos and trademarks in this catalogue is subject to the terms and conditions set out in the general conditions of purchase, unless otherwise agreed with the supplier. Packaged quantities may vary. This catalogue is private property of Rotho Blaas Srl and may not be copied, reproduced or published, totally or in part, without prior written consent. All violations will be prosecuted according to law. The general purchase and sale conditions of Rotho Blaas Srl are available on the website www.rothoblaas.com

LEGEND



bit included in each package



calculation software available



video available on our Youtube channel



DX15D carbon steel



martensitic stainless steel



S235 carbon steel



ferritic stainless steel



S250GD carbon steel



A2 austenitic stainless steel



S350GD carbon steel



A2 austenitic stainless steel



S355 carbon steel



A4 austenitic stainless steel



aluminium



hot dip galvanized coating



white or yellow electrolytic galvanizing coating



thermosetting powder coating



anti-corrosive organic coating



special high quality and aesthetically pleasing coating



highly corrosion-resistant C4 EVO coating



reaction to fire



acoustic performance



seismic performance category



tested according to ASTM standards



gloves included in the box



Passive House certified component



Environmental Product Declaration



classification GEV - EMICODE



Life Cycle Assessment



LEED IEQ 4.1 certification



Radon gas barrier



classification according to French decree no. 2011-321



bitumen-based product



butyl-based product



Rotho Blaas SRL
Via dell'Adige n.2/1 | 39040 Cortaccia (BZ) | Italia
Tel. +39 0471 81 84 00 | Fax: +39 0471 81 84 84
info@holztechnik.com | www.holztechnik.com



04122
01HT1EN

